

PART I OFFENSES BY MONTH

Jan 2014 – Apr 2024

Little Rock Police Department



CLR

#FORWARDTOGETHER

2024

| OFFENSE | Jan | Feb | Mar | Apr | May | Jun | Jul | Aug | Sep | Oct | Nov | Dec | TOTAL |
|-----------------------|-------------|------------|-------------|-------------|----------|----------|----------|----------|----------|----------|----------|----------|-------------|
| All Homicide Offenses | 3 | 4 | 3 | 2 | | | | | | | | | 12 |
| Forcible Rape | 17 | 11 | 11 | 18 | | | | | | | | | 57 |
| Robbery | 28 | 24 | 23 | 27 | | | | | | | | | 102 |
| Aggravated Assault | 230 | 167 | 229 | 235 | | | | | | | | | 861 |
| Violent Crime | 278 | 206 | 266 | 282 | 0 | 0 | 0 | 0 | 0 | 0 | 0 | 0 | 1032 |
| | | | | | | | | | | | | | |
| Burglary/B & E | 182 | 133 | 99 | 130 | | | | | | | | | 544 |
| Larceny | 583 | 582 | 606 | 557 | | | | | | | | | 2328 |
| Stolen Vehicle | 89 | 74 | 78 | 74 | | | | | | | | | 315 |
| Property Crime | 854 | 789 | 783 | 761 | | | | | | | | | 3187 |
| TOTAL | 1132 | 995 | 1049 | 1043 | 0 | 0 | 0 | 0 | 0 | 0 | 0 | 0 | 4219 |

These figures represent the data extracted from the LRPD's Records Management System and can fluctuate from month-to-month as incidents are investigated further and possibly reclassified.

2024

2024 Part I Offenses by Month



CLR
#FORWARDTOGETHER

2023

| OFFENSE | Jan | Feb | Mar | Apr | May | Jun | Jul | Aug | Sep | Oct | Nov | Dec | TOTAL |
|-----------------------|-------------|-------------|-------------|-------------|-------------|-------------|-------------|-------------|-------------|-------------|-------------|-------------|--------------|
| All Homicide Offenses | 5 | 1 | 8 | 2 | 4 | 6 | 7 | 7 | 2 | 7 | 6 | 8 | 63 |
| Forcible Rape | 10 | 15 | 11 | 17 | 16 | 20 | 15 | 14 | 30 | 22 | 22 | 14 | 206 |
| Robbery | 25 | 39 | 38 | 41 | 28 | 36 | 47 | 39 | 42 | 40 | 34 | 39 | 448 |
| Aggravated Assault | 236 | 217 | 256 | 176 | 275 | 258 | 296 | 235 | 222 | 257 | 239 | 261 | 2928 |
| Violent Crime | 276 | 272 | 313 | 236 | 323 | 320 | 365 | 295 | 296 | 326 | 301 | 322 | 3645 |
| | | | | | | | | | | | | | |
| Burglary/B & E | 133 | 110 | 136 | 144 | 180 | 131 | 176 | 167 | 152 | 168 | 161 | 172 | 1830 |
| Larceny | 678 | 565 | 613 | 563 | 682 | 739 | 785 | 762 | 802 | 788 | 655 | 630 | 8262 |
| Stolen Vehicle | 90 | 88 | 66 | 68 | 97 | 70 | 86 | 85 | 83 | 82 | 81 | 100 | 996 |
| Property Crime | 901 | 763 | 815 | 775 | 959 | 940 | 1047 | 1014 | 1037 | 1038 | 897 | 902 | 11088 |
| TOTAL | 1177 | 1035 | 1128 | 1011 | 1282 | 1260 | 1412 | 1309 | 1333 | 1364 | 1198 | 1224 | 14733 |

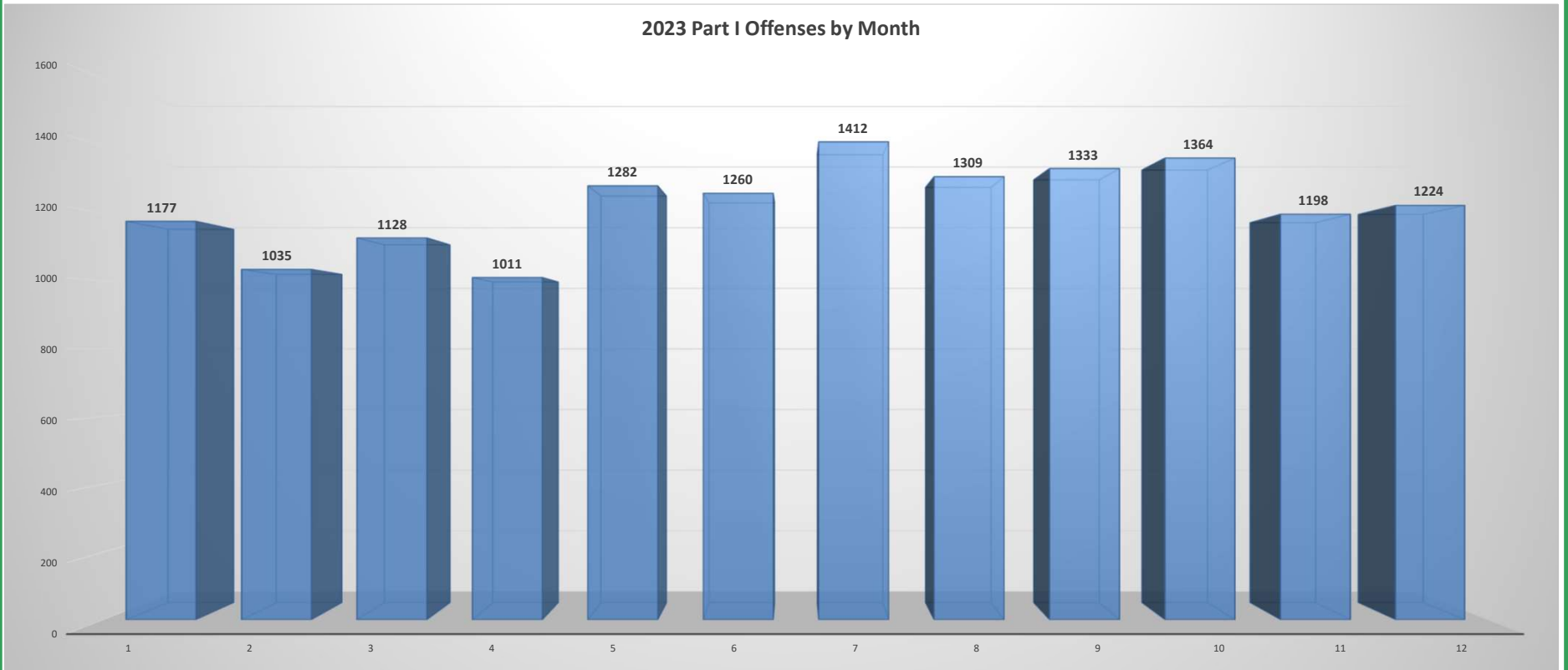
These figures represent the data extracted from the LRPD's Records Management System and can fluctuate from month-to-month as incidents are investigated further and possibly reclassified.

CLR

#FORWARDTOGETHER

2023

2023 Part I Offenses by Month



CLR
#FORWARDTOGETHER

2022

| OFFENSE | Jan | Feb | Mar | Apr | May | Jun | Jul | Aug | Sep | Oct | Nov | Dec | TOTAL |
|-----------------------|-------------|-------------|-------------|-------------|-------------|-------------|-------------|-------------|-------------|-------------|-------------|-------------|--------------|
| All Homicide Offenses | 6 | 6 | 4 | 13 | 7 | 6 | 6 | 4 | 9 | 9 | 5 | 6 | 81 |
| Forcible Rape | 12 | 12 | 21 | 16 | 16 | 17 | 19 | 17 | 18 | 28 | 15 | 17 | 208 |
| Robbery | 39 | 32 | 25 | 32 | 50 | 38 | 35 | 37 | 27 | 37 | 42 | 33 | 427 |
| Aggravated Assault | 269 | 247 | 221 | 236 | 280 | 249 | 277 | 291 | 254 | 250 | 182 | 214 | 2970 |
| Violent Crime | 326 | 297 | 271 | 297 | 353 | 310 | 337 | 349 | 308 | 324 | 244 | 270 | 3686 |
| | | | | | | | | | | | | | |
| Burglary/B & E | 195 | 135 | 143 | 183 | 159 | 152 | 169 | 193 | 133 | 179 | 132 | 126 | 1899 |
| Larceny | 611 | 565 | 647 | 648 | 717 | 687 | 657 | 725 | 693 | 699 | 595 | 627 | 7871 |
| Stolen Vehicle | 111 | 100 | 76 | 74 | 94 | 74 | 87 | 86 | 82 | 86 | 102 | 78 | 1050 |
| Property Crime | 917 | 800 | 866 | 905 | 970 | 913 | 913 | 1004 | 908 | 964 | 829 | 831 | 10820 |
| TOTAL | 1243 | 1097 | 1137 | 1202 | 1323 | 1223 | 1250 | 1353 | 1216 | 1288 | 1073 | 1101 | 14506 |

These figures represent the data extracted from the LRPD's Records Management System and can fluctuate from month-to-month as incidents are investigated further and possibly reclassified.

CLR

#FORWARDTOGETHER

2022

2022 Part I Offenses by Month



CLR
#FORWARDTOGETHER

2021

| OFFENSE | Jan | Feb | Mar | Apr | May | Jun | Jul | Aug | Sep | Oct | Nov | Dec | TOTAL |
|-----------------------|-------------|-------------|-------------|-------------|-------------|-------------|-------------|-------------|-------------|-------------|-------------|-------------|--------------|
| All Homicide Offenses | 5 | 4 | 3 | 9 | 5 | 4 | 10 | 4 | 7 | 3 | 6 | 5 | 65 |
| Forcible Rape | 18 | 19 | 16 | 20 | 21 | 15 | 20 | 17 | 13 | 10 | 19 | 10 | 198 |
| Robbery | 21 | 23 | 22 | 20 | 32 | 25 | 41 | 32 | 45 | 60 | 38 | 37 | 396 |
| Aggravated Assault | 219 | 214 | 251 | 274 | 351 | 299 | 344 | 328 | 273 | 306 | 250 | 318 | 3427 |
| Violent Crime | 263 | 260 | 292 | 323 | 409 | 343 | 415 | 381 | 338 | 379 | 313 | 370 | 4086 |
| | | | | | | | | | | | | | |
| Burglary/B & E | 162 | 149 | 125 | 121 | 150 | 146 | 151 | 214 | 156 | 170 | 170 | 219 | 1933 |
| Larceny | 543 | 531 | 578 | 608 | 691 | 589 | 736 | 736 | 676 | 703 | 665 | 690 | 7746 |
| Stolen Vehicle | 94 | 76 | 86 | 75 | 79 | 85 | 89 | 87 | 91 | 105 | 90 | 90 | 1047 |
| Property Crime | 799 | 756 | 789 | 804 | 920 | 820 | 976 | 1037 | 923 | 978 | 925 | 999 | 10726 |
| TOTAL | 1062 | 1016 | 1081 | 1127 | 1329 | 1163 | 1391 | 1418 | 1261 | 1357 | 1238 | 1369 | 14812 |

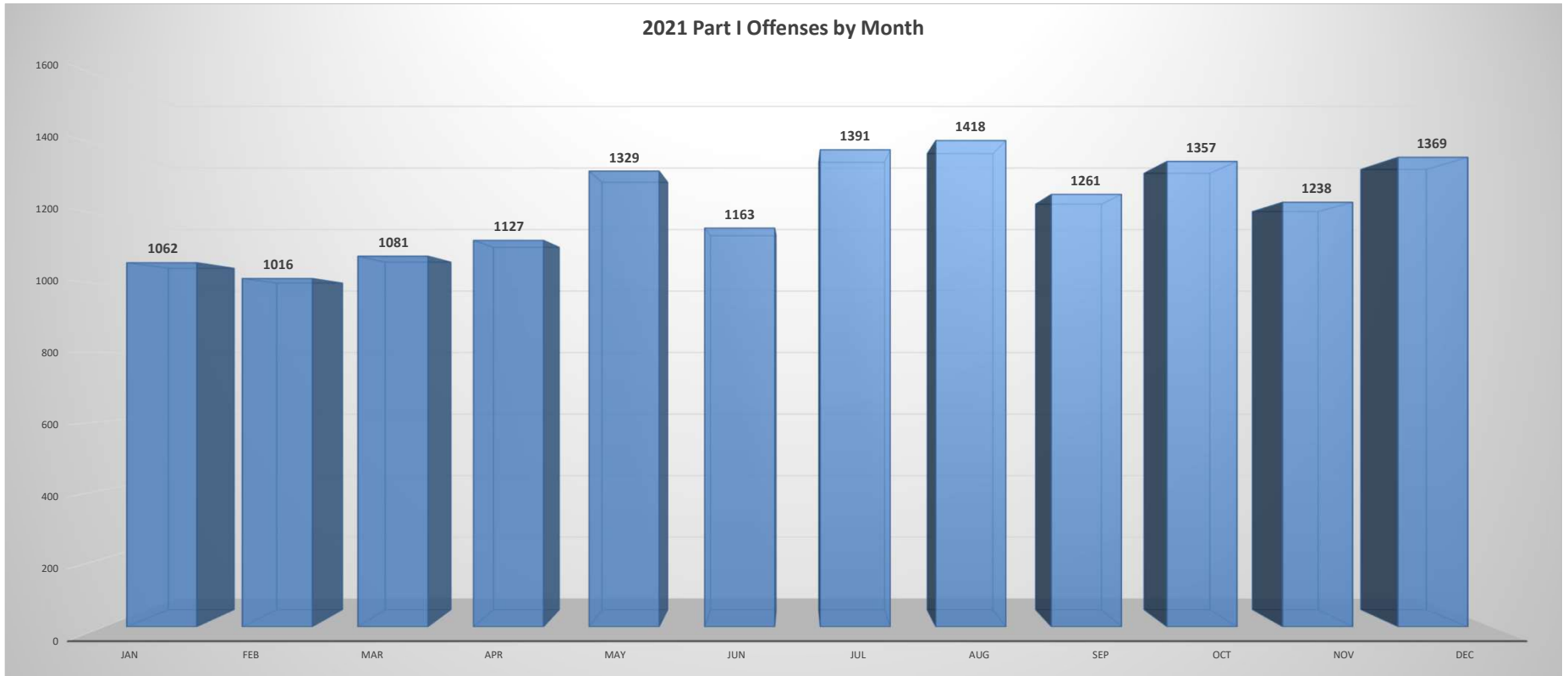
These figures represent the data extracted from the LRPD's Records Management System and can fluctuate from month-to-month as incidents are investigated further and possibly reclassified.

CLR

#FORWARDTOGETHER

2021

2021 Part I Offenses by Month



CLR
#FORWARDTOGETHER

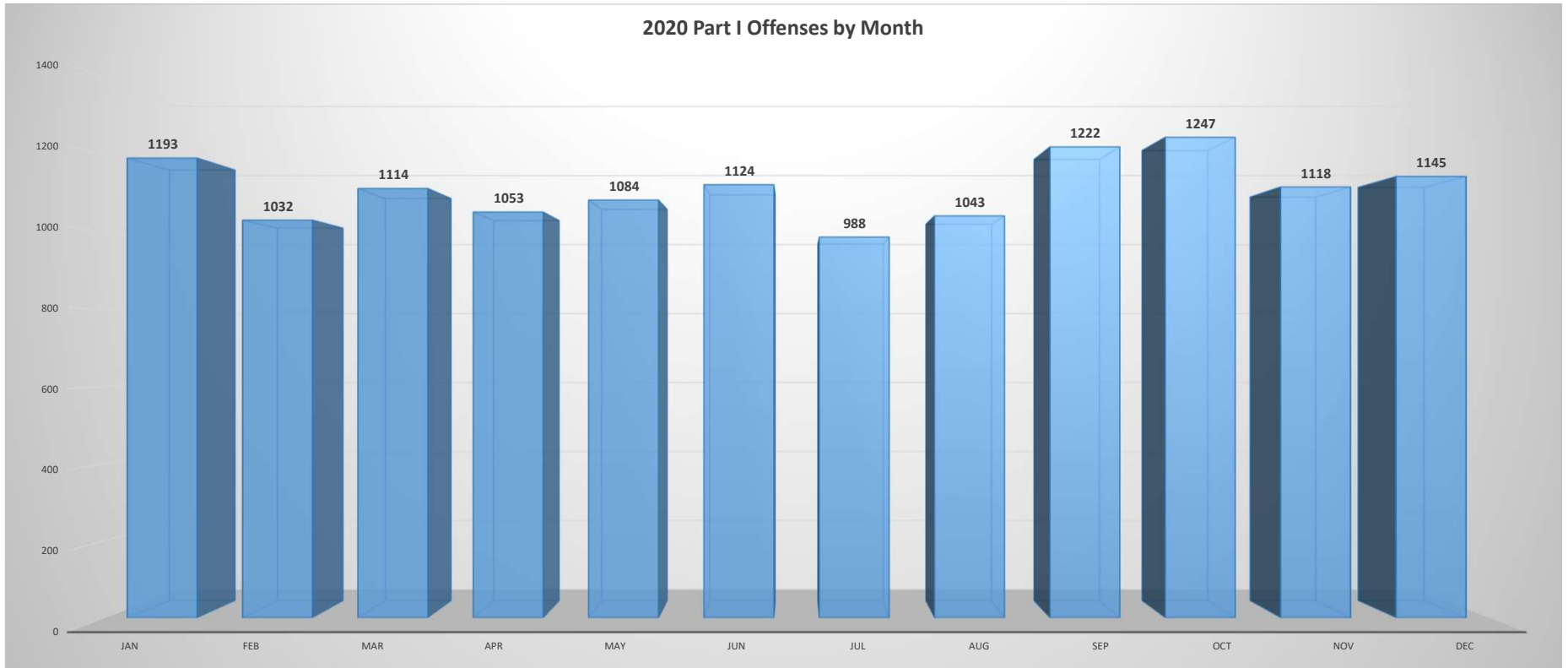
2020

| OFFENSE | Jan | Feb | Mar | Apr | May | Jun | Jul | Aug | Sep | Oct | Nov | Dec | TOTAL |
|-----------------------|-------------|-------------|-------------|-------------|-------------|-------------|------------|-------------|-------------|-------------|-------------|-------------|--------------|
| All Homicide Offenses | 5 | 0 | 3 | 7 | 5 | 10 | 2 | 3 | 4 | 5 | 2 | 9 | 55 |
| Forcible Rape | 11 | 8 | 13 | 14 | 12 | 10 | 21 | 23 | 14 | 14 | 9 | 16 | 165 |
| Robbery | 18 | 23 | 29 | 36 | 30 | 43 | 25 | 31 | 37 | 32 | 27 | 39 | 370 |
| Aggravated Assault | 206 | 161 | 195 | 216 | 326 | 344 | 215 | 262 | 282 | 317 | 294 | 250 | 3068 |
| Violent Crime | 240 | 192 | 240 | 273 | 373 | 407 | 263 | 319 | 337 | 368 | 332 | 314 | 3658 |
| | | | | | | | | | | | | | |
| Burglary/B & E | 160 | 105 | 139 | 135 | 118 | 107 | 111 | 118 | 135 | 157 | 126 | 130 | 1541 |
| Larceny | 720 | 672 | 634 | 560 | 519 | 538 | 521 | 524 | 653 | 638 | 569 | 608 | 7156 |
| Stolen Vehicle | 72 | 64 | 100 | 85 | 75 | 72 | 91 | 82 | 97 | 84 | 90 | 92 | 1004 |
| Property Crime | 952 | 841 | 873 | 780 | 712 | 717 | 723 | 724 | 885 | 879 | 785 | 830 | 9701 |
| TOTAL | 1192 | 1033 | 1113 | 1053 | 1085 | 1124 | 986 | 1043 | 1222 | 1247 | 1117 | 1144 | 13359 |

These figures represent the data extracted from the LRPD's Records Management System and can fluctuate from month-to-month as incidents are investigated further and possibly reclassified.

2020

2020 Part I Offenses by Month



CLR
#FORWARDTOGETHER

2019

| OFFENSE | Jan | Feb | Mar | Apr | May | Jun | Jul | Aug | Sep | Oct | Nov | Dec | TOTAL |
|-----------------------|-------------|------------|-------------|-------------|-------------|-------------|-------------|-------------|-------------|-------------|-------------|-------------|--------------|
| All Homicide Offenses | 9 | 3 | 2 | 2 | 2 | 4 | 4 | 5 | 7 | 0 | 4 | 1 | 43 |
| Forcible Rape | 17 | 14 | 21 | 17 | 15 | 17 | 12 | 8 | 22 | 22 | 9 | 17 | 191 |
| Robbery | 28 | 37 | 26 | 20 | 32 | 33 | 31 | 34 | 34 | 39 | 45 | 37 | 396 |
| Aggravated Assault | 195 | 135 | 175 | 244 | 229 | 213 | 253 | 208 | 211 | 139 | 219 | 164 | 2385 |
| Violent Crime | 249 | 189 | 224 | 283 | 278 | 267 | 300 | 255 | 274 | 200 | 277 | 219 | 3015 |
| | | | | | | | | | | | | | |
| Burglary/B & E | 122 | 106 | 117 | 135 | 170 | 165 | 156 | 174 | 181 | 144 | 156 | 151 | 1777 |
| Larceny | 717 | 626 | 717 | 669 | 794 | 756 | 808 | 876 | 824 | 900 | 830 | 895 | 9412 |
| Stolen Vehicle | 90 | 66 | 85 | 69 | 87 | 87 | 79 | 84 | 112 | 84 | 98 | 94 | 1035 |
| Property Crime | 929 | 798 | 919 | 873 | 1051 | 1008 | 1043 | 1134 | 1117 | 1128 | 1084 | 1140 | 12224 |
| TOTAL | 1178 | 987 | 1143 | 1156 | 1329 | 1275 | 1343 | 1389 | 1391 | 1328 | 1361 | 1359 | 15239 |

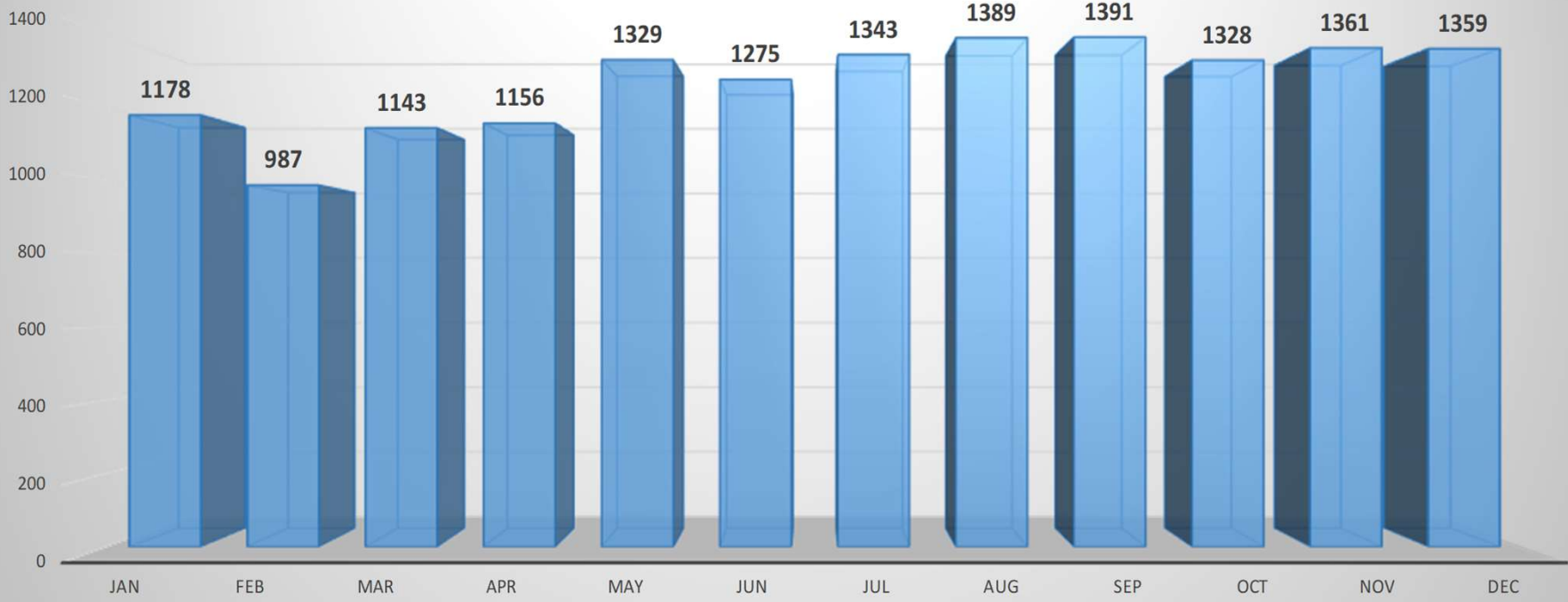
These figures represent the data extracted from the LRPD's Records Management System and can fluctuate from month-to-month as incidents are investigated further and possibly reclassified.

CLR

#FORWARDTOGETHER

2019

2019 Part I Offenses by Month



CLR

#FORWARDTOGETHER

2018

| OFFENSE | Jan | Feb | Mar | Apr | May | Jun | Jul | Aug | Sep | Oct | Nov | Dec | TOTAL |
|-----------------------|-------------|-------------|-------------|-------------|-------------|-------------|-------------|-------------|-------------|-------------|-------------|-------------|--------------|
| All Homicide Offenses | 3 | 2 | 7 | 3 | 4 | 2 | 2 | 2 | 3 | 1 | 10 | 3 | 42 |
| Forcible Rape | 15 | 14 | 18 | 22 | 12 | 27 | 13 | 14 | 14 | 17 | 12 | 13 | 191 |
| Robbery | 31 | 19 | 24 | 16 | 30 | 26 | 27 | 40 | 46 | 30 | 39 | 37 | 365 |
| Aggravated Assault | 189 | 112 | 176 | 184 | 200 | 168 | 211 | 226 | 231 | 203 | 184 | 164 | 2248 |
| Violent Crime | 238 | 147 | 225 | 225 | 246 | 223 | 253 | 282 | 294 | 251 | 245 | 217 | 2846 |
| | | | | | | | | | | | | | |
| Burglary/B & E | 169 | 153 | 132 | 146 | 172 | 172 | 198 | 172 | 190 | 171 | 168 | 115 | 1958 |
| Larceny | 762 | 642 | 720 | 740 | 905 | 889 | 845 | 999 | 874 | 940 | 845 | 774 | 9935 |
| Stolen Vehicle | 77 | 78 | 60 | 80 | 102 | 113 | 75 | 111 | 99 | 108 | 100 | 98 | 1101 |
| Property Crime | 1008 | 873 | 912 | 966 | 1179 | 1174 | 1118 | 1282 | 1163 | 1219 | 1113 | 987 | 12994 |
| TOTAL | 1246 | 1020 | 1137 | 1191 | 1425 | 1397 | 1371 | 1564 | 1457 | 1470 | 1358 | 1204 | 15840 |

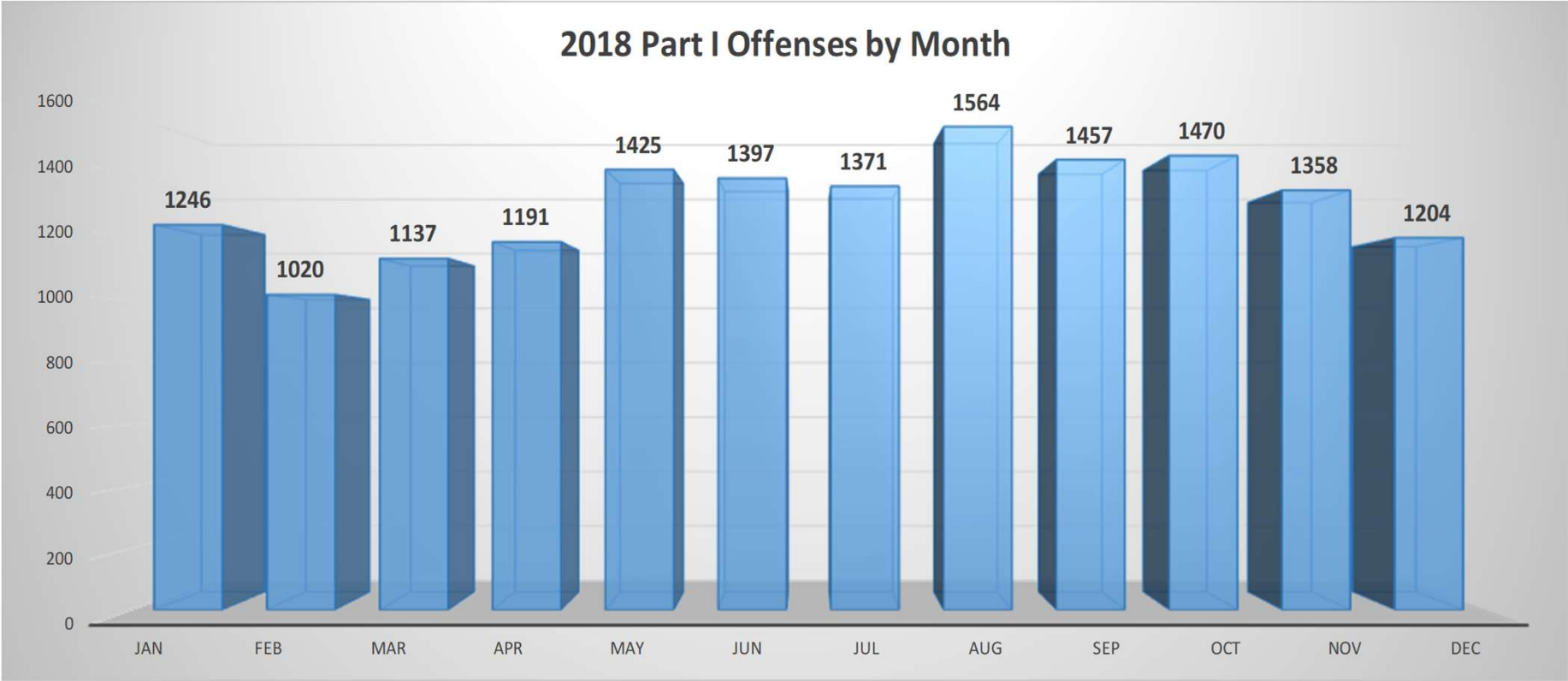
These figures represent the data extracted from the LRPD's Records Management System and can fluctuate from month-to-month as incidents are investigated further and possibly reclassified.

CLR

#FORWARDTOGETHER

2018

2018 Part I Offenses by Month



CLR

#FORWARDTOGETHER

2017

| OFFENSE | Jan | Feb | Mar | Apr | May | Jun | Jul | Aug | Sep | Oct | Nov | Dec | TOTAL |
|-----------------------|-------------|-------------|-------------|-------------|-------------|-------------|-------------|-------------|-------------|-------------|-------------|-------------|--------------|
| All Homicide Offenses | 3 | 3 | 7 | 3 | 7 | 0 | 10 | 8 | 0 | 4 | 2 | 5 | 52 |
| Forcible Rape | 14 | 10 | 15 | 16 | 12 | 21 | 13 | 16 | 8 | 9 | 17 | 15 | 166 |
| Robbery | 55 | 35 | 29 | 45 | 45 | 46 | 36 | 52 | 27 | 32 | 44 | 53 | 499 |
| Aggravated Assault | 231 | 179 | 235 | 267 | 217 | 267 | 227 | 200 | 183 | 197 | 190 | 166 | 2559 |
| Violent Crime | 303 | 227 | 286 | 331 | 281 | 334 | 286 | 276 | 218 | 242 | 253 | 239 | 3276 |
| | | | | | | | | | | | | | |
| Burglary/B & E | 173 | 219 | 170 | 200 | 222 | 222 | 211 | 195 | 156 | 198 | 169 | 178 | 2313 |
| Larceny | 858 | 794 | 822 | 775 | 950 | 960 | 1023 | 973 | 813 | 902 | 773 | 805 | 10448 |
| Stolen Vehicle | 119 | 91 | 93 | 97 | 91 | 102 | 111 | 90 | 82 | 82 | 85 | 62 | 1105 |
| Property Crime | 1150 | 1104 | 1085 | 1072 | 1263 | 1284 | 1345 | 1258 | 1051 | 1182 | 1027 | 1045 | 13866 |
| TOTAL | 1453 | 1331 | 1371 | 1403 | 1544 | 1618 | 1631 | 1534 | 1269 | 1424 | 1280 | 1284 | 17142 |

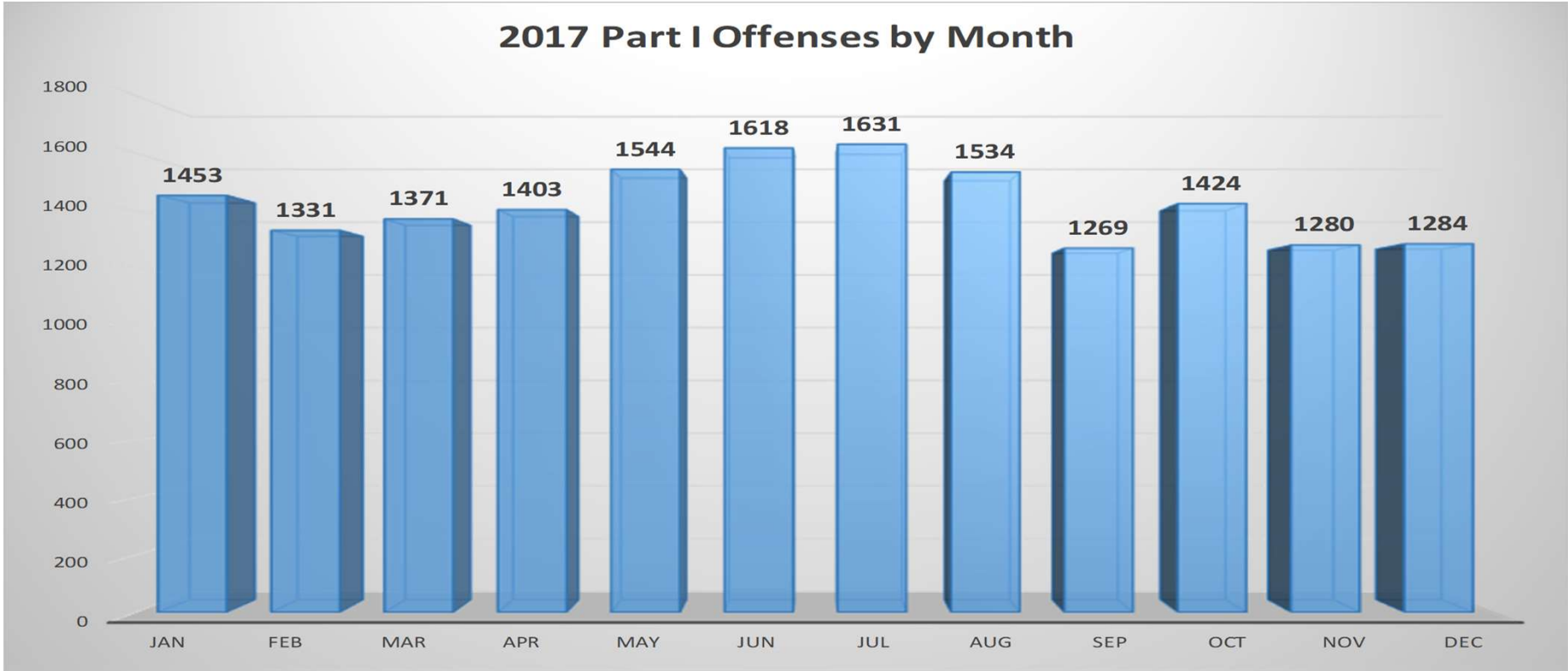
These figures represent the data extracted from the LRPD's Records Management System and can fluctuate from month-to-month as incidents are investigated further and possibly reclassified.

CLR

#FORWARDTOGETHER

2017

2017 Part I Offenses by Month



CLR
#FORWARDTOGETHER

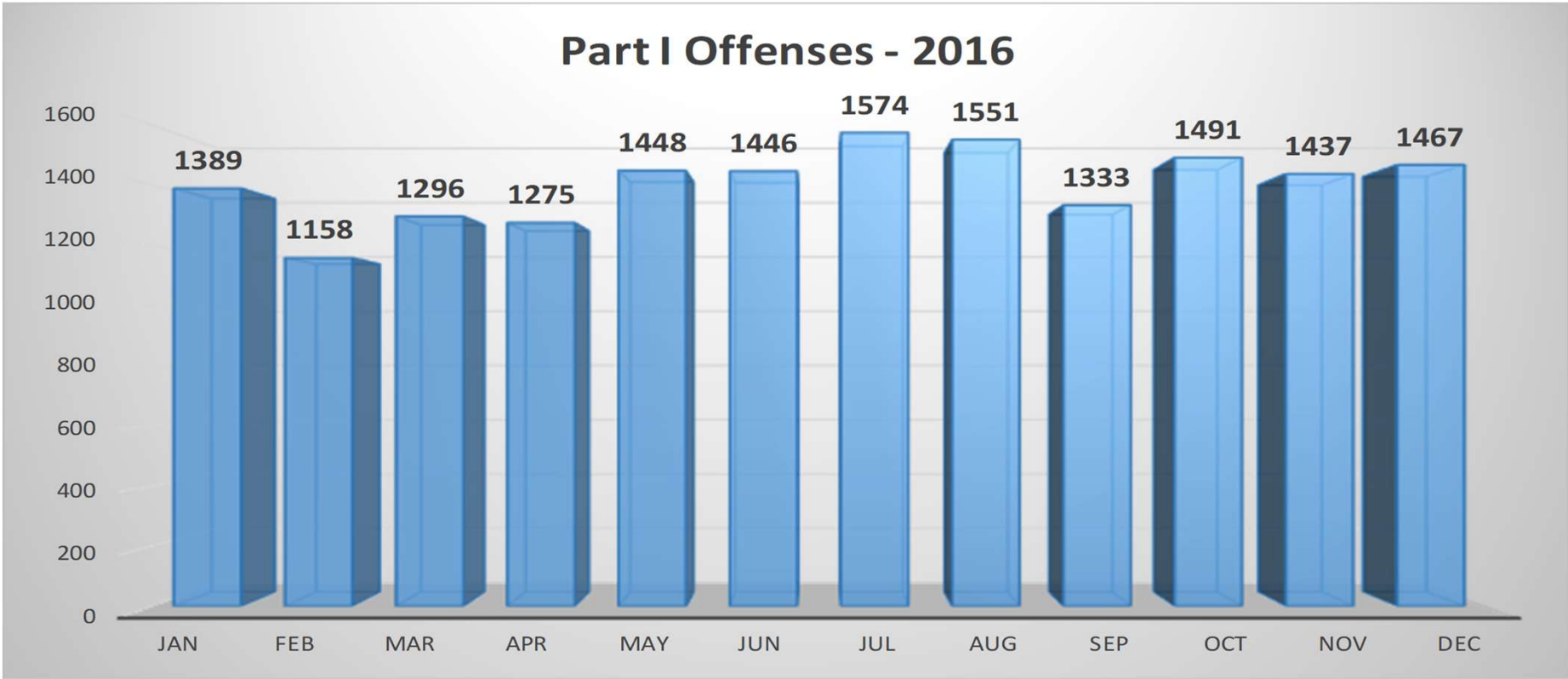
2016

| OFFENSE | Jan | Feb | Mar | Apr | May | Jun | Jul | Aug | Sep | Oct | Nov | Dec | TOTAL |
|-----------------------|-------------|-------------|-------------|-------------|-------------|-------------|-------------|-------------|-------------|-------------|-------------|-------------|--------------|
| All Homicide Offenses | 5 | 2 | 0 | 3 | 2 | 4 | 2 | 3 | 7 | 2 | 8 | 4 | 42 |
| Forcible Rape | 14 | 11 | 15 | 9 | 12 | 9 | 15 | 11 | 12 | 19 | 7 | 9 | 143 |
| Robbery | 64 | 39 | 46 | 36 | 72 | 51 | 64 | 49 | 42 | 73 | 75 | 48 | 659 |
| Aggravated Assault | 219 | 146 | 179 | 151 | 159 | 184 | 205 | 187 | 158 | 195 | 211 | 230 | 2224 |
| Violent Crime | 302 | 198 | 240 | 199 | 245 | 248 | 286 | 250 | 219 | 289 | 301 | 291 | 3068 |
| | | | | | | | | | | | | | |
| Burglary/B & E | 166 | 134 | 152 | 136 | 196 | 192 | 191 | 220 | 191 | 182 | 224 | 241 | 2225 |
| Larceny | 810 | 748 | 818 | 846 | 929 | 895 | 999 | 966 | 833 | 910 | 823 | 838 | 10415 |
| Stolen Vehicle | 111 | 78 | 86 | 94 | 78 | 111 | 98 | 115 | 90 | 110 | 89 | 97 | 1157 |
| Property Crime | 1087 | 960 | 1056 | 1076 | 1203 | 1198 | 1288 | 1301 | 1114 | 1202 | 1136 | 1176 | 13797 |
| TOTAL | 1389 | 1158 | 1296 | 1275 | 1448 | 1446 | 1574 | 1551 | 1333 | 1491 | 1437 | 1467 | 16865 |

These figures represent the data extracted from the LRPD's Records Management System and can fluctuate from month-to-month as incidents are investigated further and possibly reclassified.

2016

Part I Offenses - 2016



CLR

#FORWARDTOGETHER

2015

| OFFENSE | Jan | Feb | Mar | Apr | May | Jun | Jul | Aug | Sep | Oct | Nov | Dec | TOTAL |
|---------------------------|-------------|------------|-------------|------------|-------------|-------------|-------------|-------------|-------------|-------------|-------------|-------------|--------------|
| All Homicide Offenses | 2 | 3 | 0 | 5 | 1 | 2 | 4 | 2 | 4 | 0 | 4 | 3 | 30 |
| Forcible Rape | 11 | 7 | 10 | 10 | 21 | 11 | 13 | 20 | 15 | 20 | 9 | 13 | 160 |
| Robbery | 83 | 43 | 45 | 26 | 65 | 50 | 63 | 65 | 68 | 64 | 55 | 52 | 679 |
| Aggravated Assault | 108 | 86 | 119 | 106 | 202 | 160 | 193 | 234 | 256 | 190 | 160 | 191 | 2005 |
| Violent Crime | 204 | 139 | 174 | 147 | 289 | 223 | 273 | 321 | 343 | 274 | 228 | 259 | 2874 |
| Burglary/B & E | 261 | 156 | 176 | 116 | 185 | 175 | 188 | 215 | 199 | 226 | 198 | 189 | 2284 |
| Larceny | 798 | 604 | 718 | 541 | 1008 | 1025 | 1078 | 1059 | 901 | 921 | 850 | 878 | 10381 |
| Stolen Vehicle | 62 | 60 | 70 | 67 | 46 | 60 | 64 | 81 | 88 | 90 | 80 | 78 | 846 |
| Property Crime | 1121 | 820 | 964 | 724 | 1239 | 1260 | 1330 | 1355 | 1188 | 1237 | 1128 | 1145 | 13511 |
| TOTAL | 1325 | 959 | 1138 | 871 | 1528 | 1483 | 1603 | 1676 | 1531 | 1511 | 1356 | 1404 | 16385 |

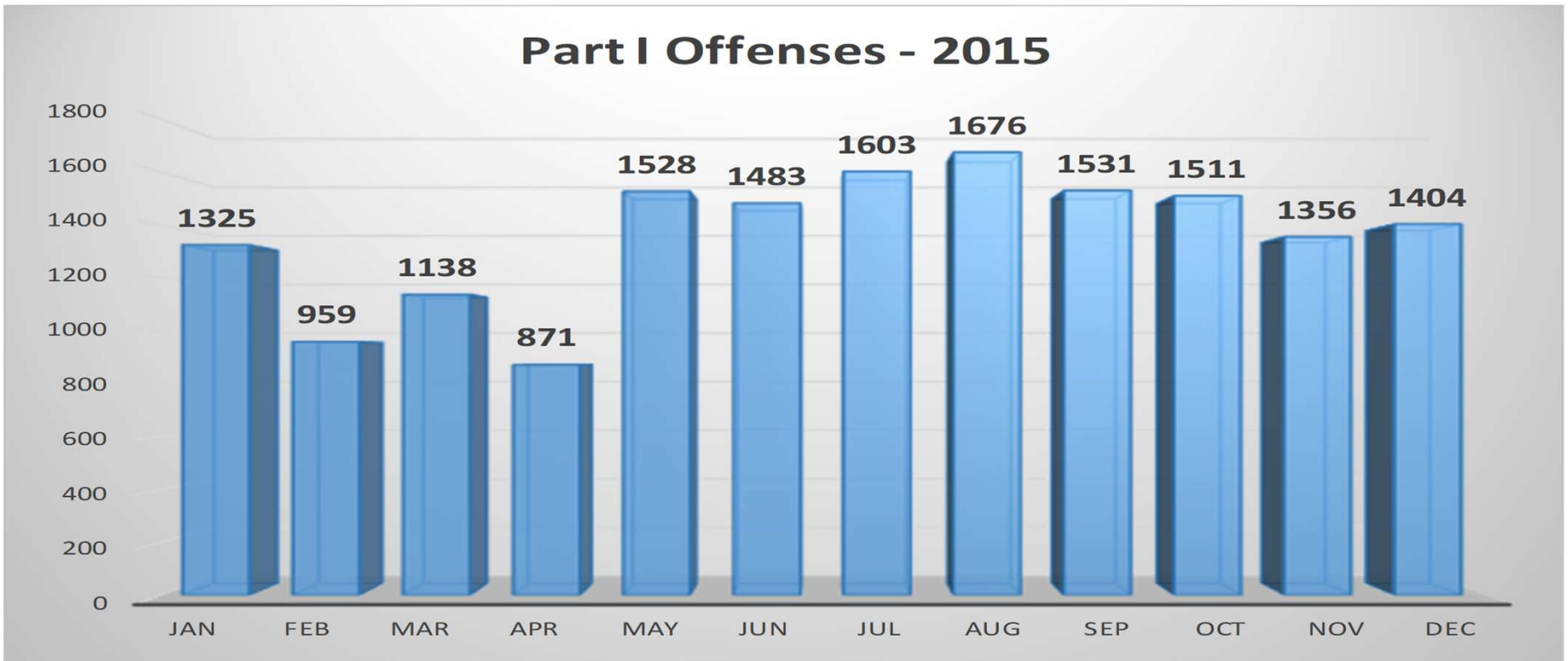
These figures represent the data extracted from the LRPD's Records Management System and can fluctuate from month-to-month as incidents are investigated further and possibly reclassified.

CLR

#FORWARDTOGETHER

2015

Part I Offenses - 2015



CLR

#FORWARDTOGETHER

2014

| OFFENSE | Jan | Feb | Mar | Apr | May | Jun | Jul | Aug | Sep | Oct | Nov | Dec | TOTAL |
|-----------------------|-------------|-------------|-------------|-------------|-------------|-------------|-------------|-------------|-------------|-------------|-------------|-------------|--------------|
| All Homicide Offenses | 6 | 4 | 1 | 11 | 3 | 3 | 2 | 3 | 0 | 5 | 2 | 4 | 44 |
| Forcible Rape | 8 | 9 | 9 | 11 | 13 | 15 | 12 | 15 | 16 | 12 | 7 | 6 | 133 |
| Robbery | 66 | 68 | 62 | 61 | 59 | 48 | 62 | 63 | 60 | 70 | 47 | 75 | 741 |
| Aggravated Assault | 137 | 108 | 201 | 126 | 154 | 216 | 194 | 172 | 149 | 187 | 144 | 146 | 1934 |
| Violent Crime | 217 | 189 | 273 | 209 | 229 | 282 | 270 | 253 | 225 | 274 | 200 | 231 | 2852 |
| | | | | | | | | | | | | | |
| Burglary/B & E | 205 | 159 | 223 | 184 | 208 | 166 | 196 | 199 | 223 | 253 | 224 | 230 | 2470 |
| Larceny | 843 | 698 | 769 | 872 | 858 | 871 | 969 | 938 | 906 | 859 | 774 | 867 | 10224 |
| Stolen Vehicle | 63 | 49 | 60 | 84 | 81 | 80 | 59 | 75 | 76 | 87 | 94 | 79 | 887 |
| Property Crime | 1111 | 906 | 1052 | 1140 | 1147 | 1117 | 1224 | 1212 | 1205 | 1199 | 1092 | 1176 | 13581 |
| TOTAL | 1328 | 1095 | 1325 | 1349 | 1376 | 1399 | 1494 | 1465 | 1430 | 1473 | 1292 | 1407 | 16433 |

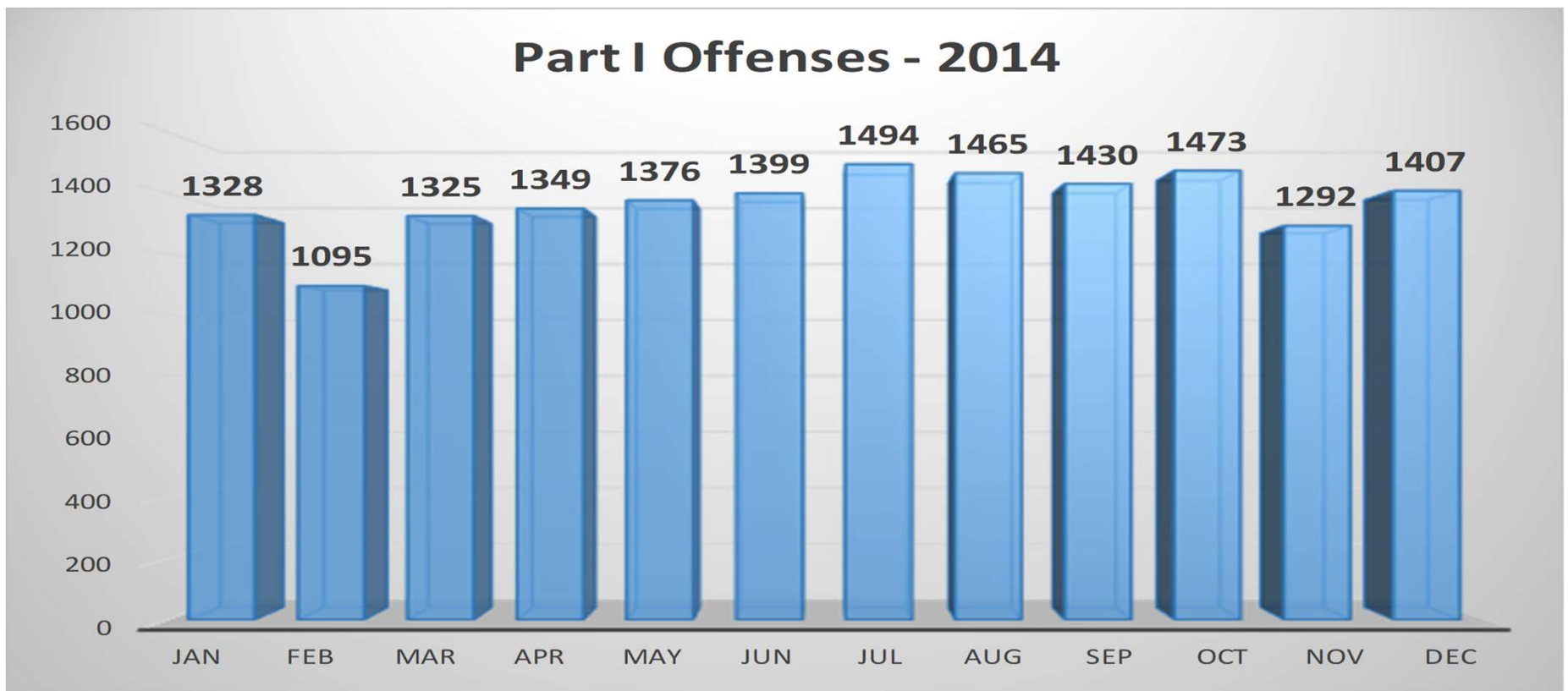
These figures represent the data extracted from the LRPD's Records Management System and can fluctuate from month-to-month as incidents are investigated further and possibly reclassified.

CLR

#FORWARDTOGETHER

2014

Part I Offenses - 2014



CLR

#FORWARDTOGETHER