

Part I Offenses by Month

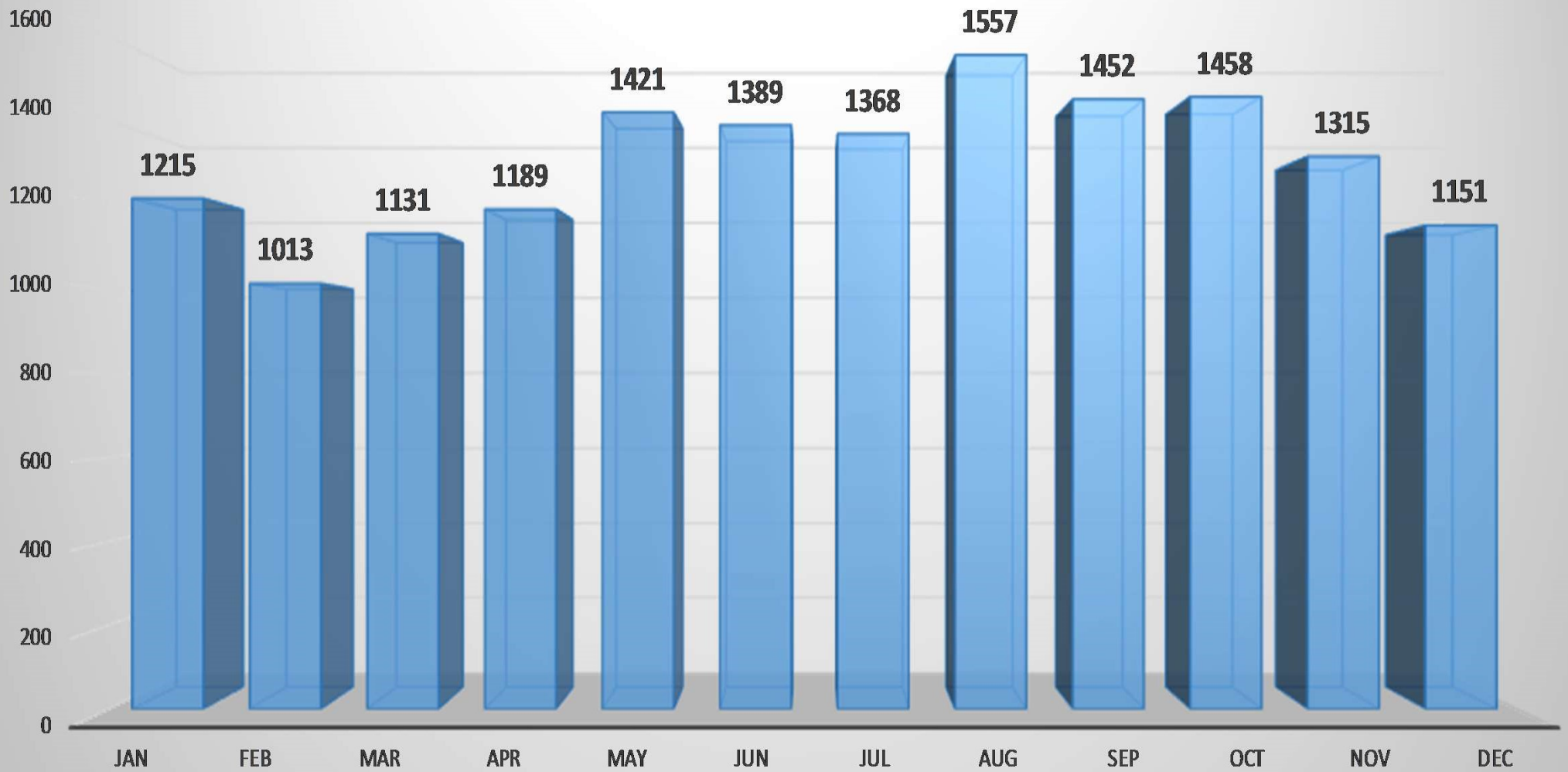
2012 – Year-to-Date 2018

Year-to-Date 2018

PART I INCIDENT	Jan	Feb	Mar	Apr	May	Jun	Jul	Aug	Sep	Oct	Nov	Dec	TOTAL
Homicide	2	2	7	3	3	2	2	2	3	1	10	3	40
Rape	16	14	18	21	12	27	11	13	14	17	11	11	185
Robbery	31	18	24	16	30	26	28	40	46	30	39	37	365
Aggravated Assault	183	111	176	185	200	168	211	226	231	202	187	168	2248
Violent Crime	232	145	225	225	245	223	252	281	294	250	247	219	2838
Burglary/B & E	169	151	132	146	172	172	198	172	190	170	166	109	1947
Larceny	744	639	714	738	902	882	843	993	872	933	809	737	9806
Stolen Vehicle	70	78	60	80	102	112	75	111	96	105	93	86	1068
Property Crime	983	868	906	964	1176	1166	1116	1276	1158	1208	1068	932	12821
TOTAL	1215	1013	1131	1189	1421	1389	1368	1557	1452	1458	1315	1151	15659

These figures represent the data extracted from the LRPD's Records Management System and can fluctuate from month-to-month as incidents are investigated further and possibly reclassified.

2018 Part I Offenses by Month

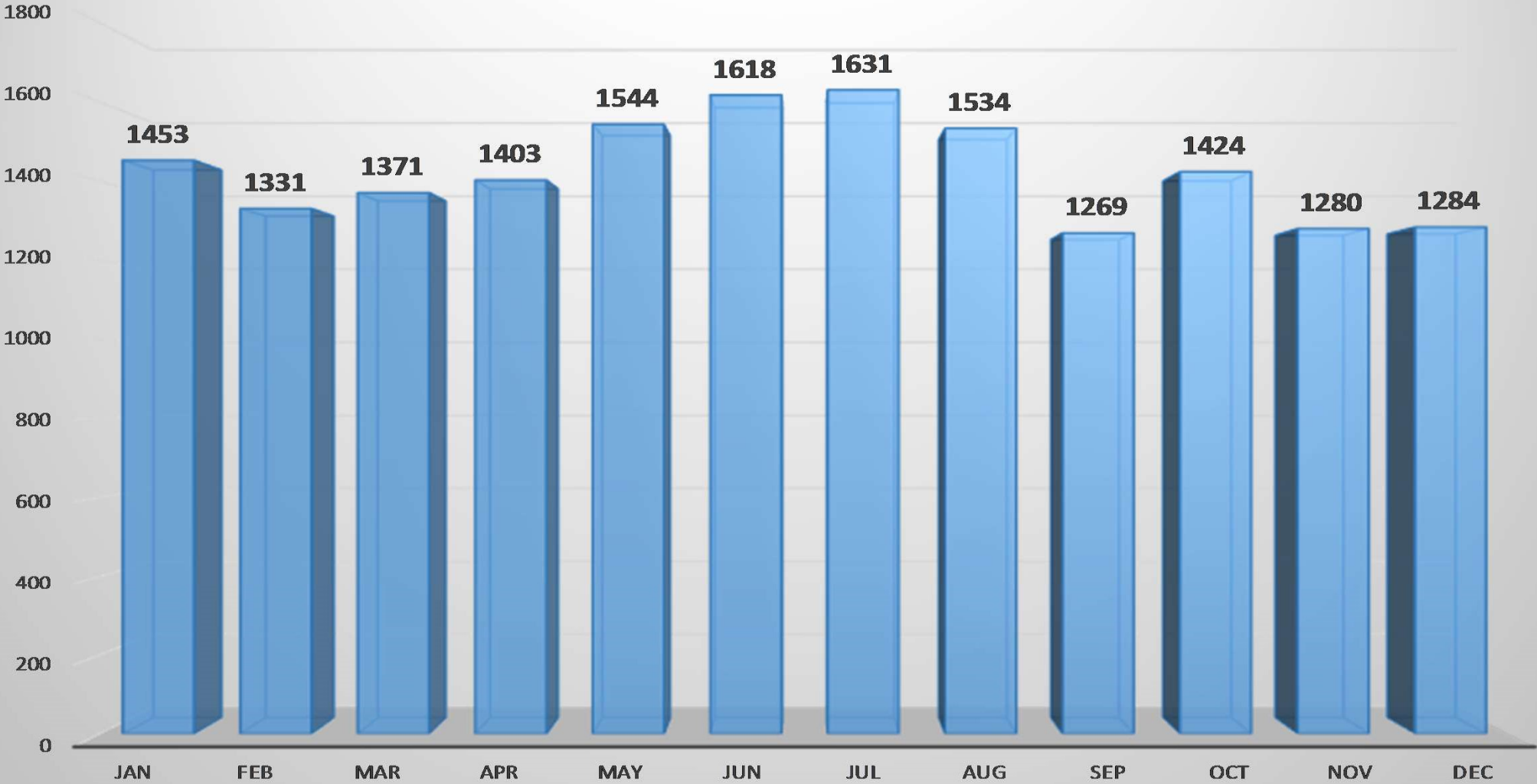


2017

PART I INCIDENT	Jan	Feb	Mar	Apr	May	Jun	Jul	Aug	Sep	Oct	Nov	Dec	TOTAL
Homicide	3	3	7	3	7	0	10	8	0	4	2	5	52
Rape	14	10	15	16	12	21	13	16	8	9	17	15	166
Robbery	55	35	29	45	45	46	36	52	27	32	44	53	499
Aggravated Assault	231	179	235	267	217	267	227	200	183	197	190	166	2559
Violent Crime	303	227	286	331	281	334	286	276	218	242	253	239	3276
Burglary/B & E	173	219	170	200	222	222	211	195	156	198	169	178	2313
Larceny	858	794	822	775	950	960	1023	973	813	902	773	805	10448
Stolen Vehicle	119	91	93	97	91	102	111	90	82	82	85	62	1105
Property Crime	1150	1104	1085	1072	1263	1284	1345	1258	1051	1182	1027	1045	13866
TOTAL	1453	1331	1371	1403	1544	1618	1631	1534	1269	1424	1280	1284	17142

These figures represent the data extracted from the LRPD's Records Management System and can fluctuate from month-to-month as incidents are investigated further and possibly reclassified.

2017 Part I Offenses by Month

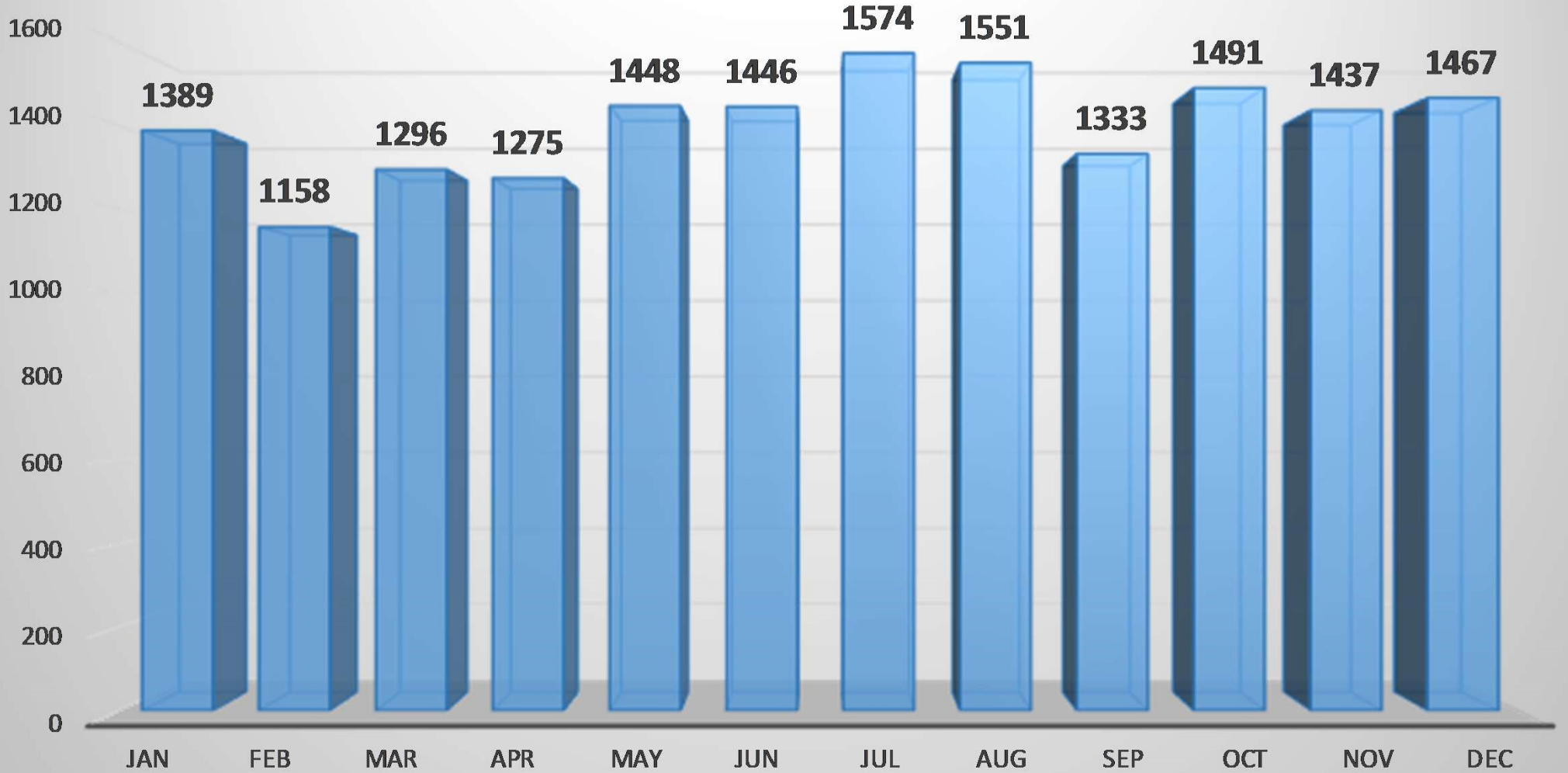


2016

PART I INCIDENT	Jan	Feb	Mar	Apr	May	Jun	Jul	Aug	Sep	Oct	Nov	Dec	TOTAL
Homicide	5	2	0	3	2	4	2	3	7	2	8	4	42
Rape	14	11	15	9	12	9	15	11	12	19	7	9	143
Robbery	64	39	46	36	72	51	64	49	42	73	75	48	659
Aggravated Assault	219	146	179	151	159	184	205	187	158	195	211	230	2224
Violent Crime	302	198	240	199	245	248	286	250	219	289	301	291	3068
Burglary/B & E	166	134	152	136	196	192	191	220	191	182	224	241	2225
Larceny	810	748	818	846	929	895	999	966	833	910	823	838	10415
Stolen Vehicle	111	78	86	94	78	111	98	115	90	110	89	97	1157
Arson	3	5	2	4	5	8	3	1	3	2	5	8	49
Property Crime	1087	960	1056	1076	1203	1198	1288	1301	1114	1202	1136	1176	13797
TOTAL	1389	1158	1296	1275	1448	1446	1574	1551	1333	1491	1437	1467	16865

These figures represent the data extracted from the LRPD's Records Management System and can fluctuate from month-to-month as incidents are investigated further and possibly reclassified.

Part I Offenses - 2016

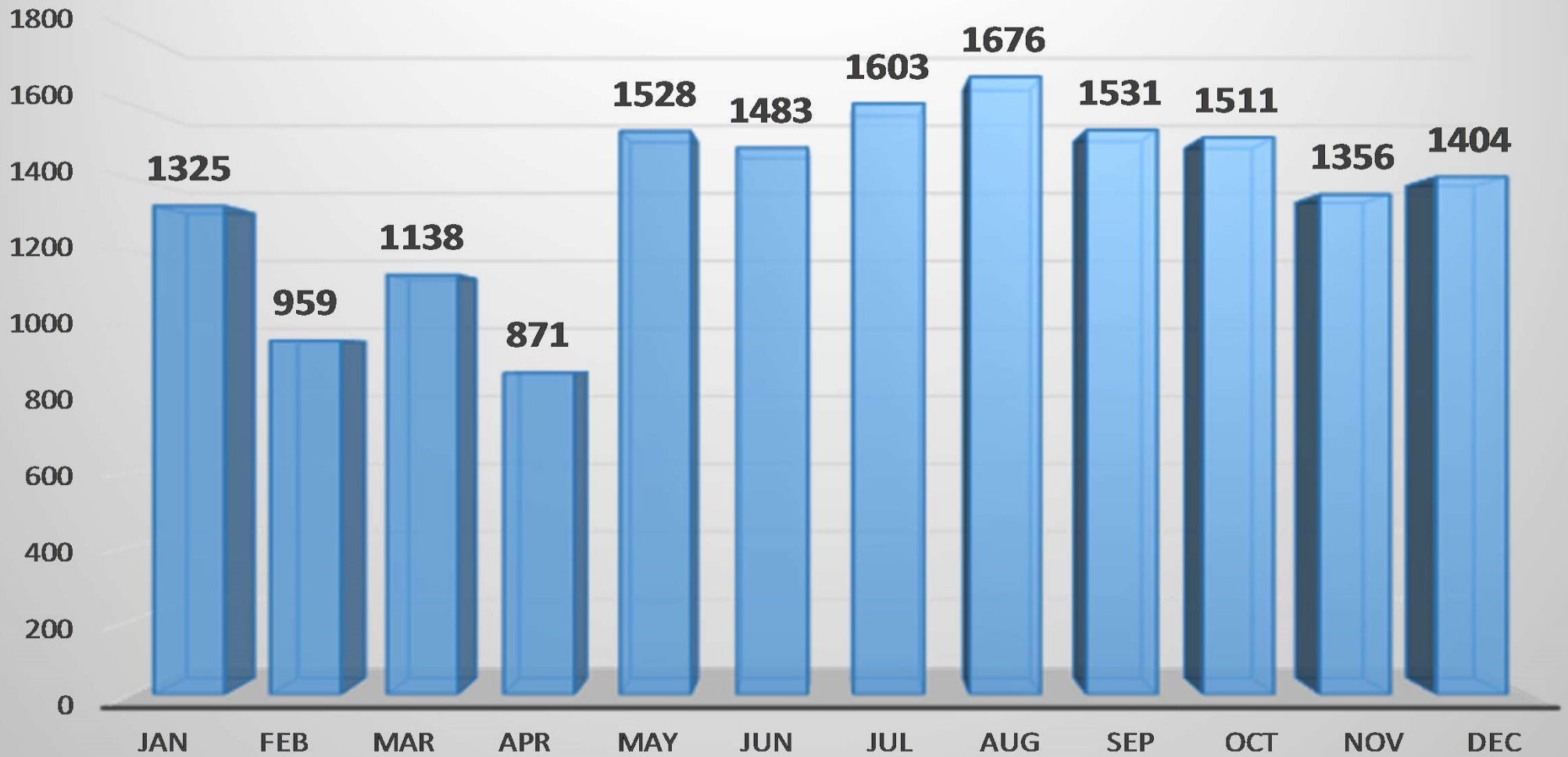


2015

PART I INCIDENT	Jan	Feb	Mar	Apr	May	Jun	Jul	Aug	Sep	Oct	Nov	Dec	TOTAL
Homicide	2	3	0	5	1	2	4	2	4	0	4	3	30
Rape	11	7	10	10	21	11	13	20	15	20	9	13	160
Robbery	83	43	45	26	65	50	63	65	68	64	55	52	679
Aggravated Assault	108	86	119	106	202	160	193	234	256	190	160	191	2005
Violent Crime	204	139	174	147	289	223	273	321	343	274	228	259	2874
Burglary/B & E	261	156	176	116	185	175	188	215	199	226	198	189	2284
Larceny	798	604	718	541	1008	1025	1078	1059	901	921	850	878	10381
Stolen Vehicle	62	60	70	67	46	60	64	81	88	90	80	78	846
Arson	8	7	9	5	10	9	10	8	10	8	4	4	92
Property Crime	1121	820	964	724	1239	1260	1330	1355	1188	1237	1128	1145	13511
TOTAL	1325	959	1138	871	1528	1483	1603	1676	1531	1511	1356	1404	16385

These figures represent the data extracted from the LRPD's Records Management System and can fluctuate from month-to-month as incidents are investigated further and possibly reclassified.

Part I Offenses - 2015

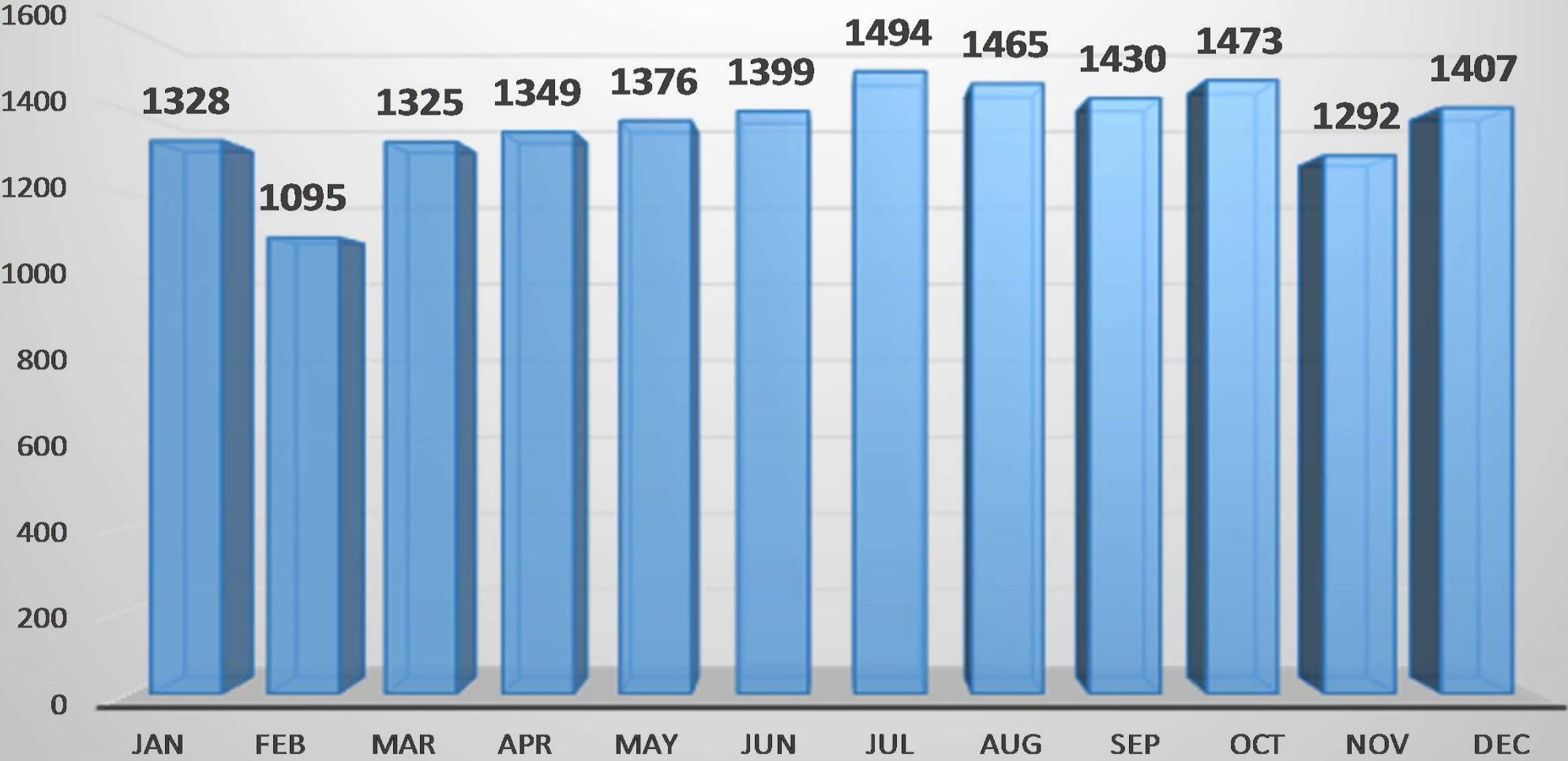


2014

PART I INCIDENT	Jan	Feb	Mar	Apr	May	Jun	Jul	Aug	Sep	Oct	Nov	Dec	TOTAL
Homicide	6	4	1	11	3	3	2	3	0	5	2	4	44
Rape	8	9	9	11	13	15	12	15	16	12	7	6	133
Robbery	66	68	62	61	59	48	62	63	60	70	47	75	741
Aggravated Assault	137	108	201	126	154	216	194	172	149	187	144	146	1934
Violent Crime	217	189	273	209	229	282	270	253	225	274	200	231	2852
Property Crime													
Burglary/B & E	205	159	223	184	208	166	196	199	223	253	224	230	2470
Larceny	843	698	769	872	858	871	969	938	906	859	774	867	10224
Stolen Vehicle	63	49	60	84	81	80	59	75	76	87	94	79	887
Arson	4	4	4	3	6	2	7	8	8	8	5	2	61
Property Crime	1111	906	1052	1140	1147	1117	1224	1212	1205	1199	1092	1176	13581
TOTAL	1328	1095	1325	1349	1376	1399	1494	1465	1430	1473	1292	1407	16433

These figures represent the data extracted from the LRPD's Records Management System and can fluctuate from month-to-month as incidents are investigated further and possibly reclassified.

Part I Offenses - 2014

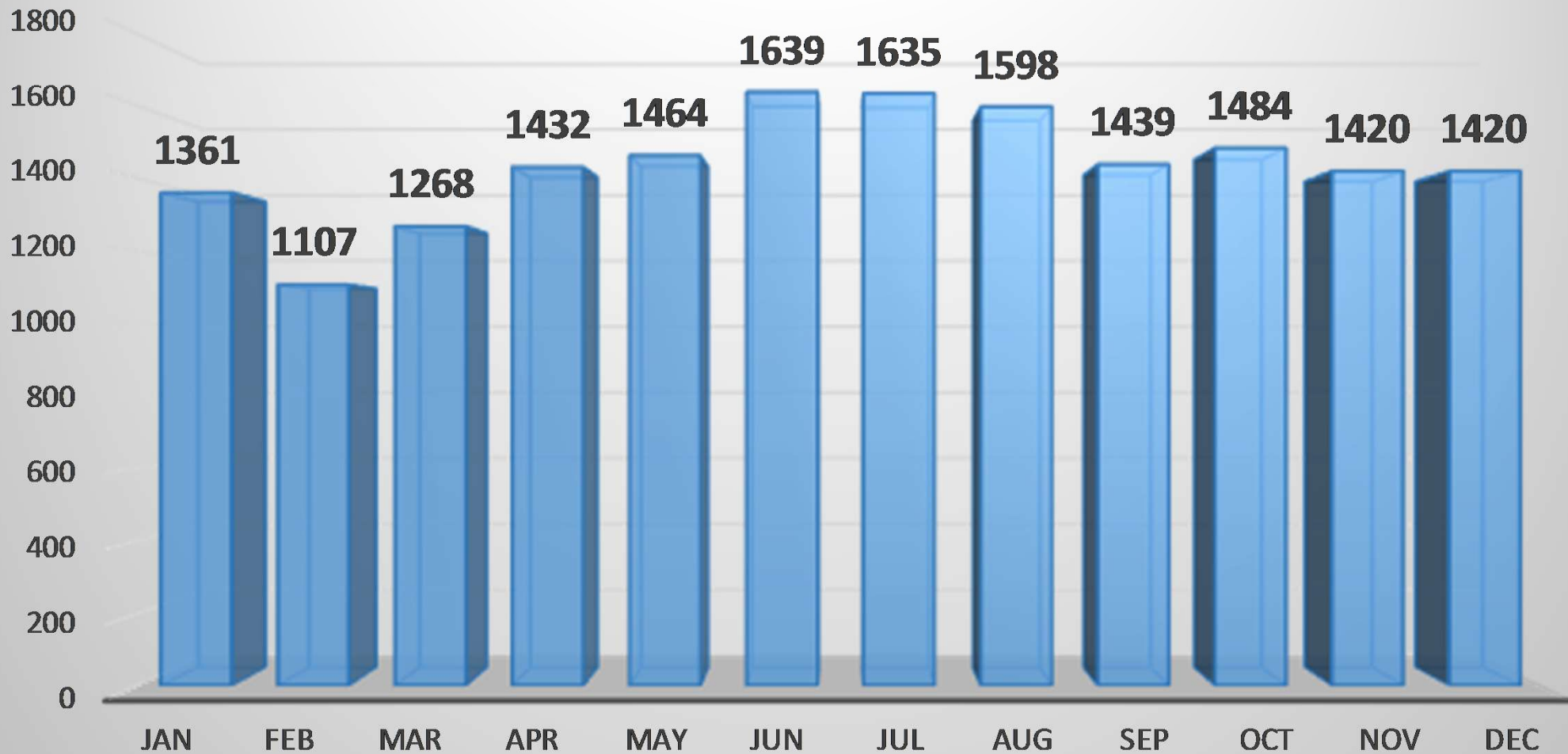


2013

PART I INCIDENT	Jan	Feb	Mar	Apr	May	Jun	Jul	Aug	Sep	Oct	Nov	Dec	TOTAL
Homicide	3	1	0	3	6	6	1	1	2	3	3	3	32
Rape	5	7	4	10	11	9	9	14	9	8	9	9	104
Robbery	93	59	54	71	79	85	94	98	102	82	112	84	1013
Aggravated Assault	166	86	140	151	152	171	198	161	171	184	134	155	1869
Violent Crime	267	153	198	235	248	271	302	274	284	277	258	251	3018
Burglary/B & E	254	205	228	258	221	248	289	271	219	209	222	280	2904
Larceny	747	680	736	837	905	988	954	940	871	930	872	818	10278
Stolen Vehicle	93	69	106	102	90	132	90	113	65	68	68	71	1067
Property Crime	1094	954	1070	1197	1216	1368	1333	1324	1155	1207	1162	1169	14249
TOTAL	1361	1107	1268	1432	1464	1639	1635	1598	1439	1484	1420	1420	17267

These figures represent the data extracted from the LRPD's Records Management System and can fluctuate from month-to-month as incidents are investigated further and possibly reclassified.

Part I Offenses - 2013



2012

PART I INCIDENT	Jan	Feb	Mar	Apr	May	Jun	Jul	Aug	Sep	Oct	Nov	Dec	TOTAL
Homicide	6	1	2	4	5	1	10	5	3	4	3	0	44
Rape	7	9	10	10	14	16	9	5	14	9	11	11	125
Robbery	63	31	59	68	66	72	86	76	75	92	84	88	860
Aggravated Assault	135	85	155	154	209	156	159	169	160	151	110	131	1774
Violent Crime	211	126	226	236	294	245	264	255	252	256	208	230	2803
Burglary/B & E	261	204	237	386	280	233	277	252	236	310	362	320	3358
Larceny	750	540	820	861	930	856	919	953	839	911	856	796	10031
Stolen Vehicle	84	57	80	77	98	95	118	113	104	83	73	75	1057
Property Crime	1095	801	1137	1324	1308	1184	1314	1318	1179	1304	1291	1191	14446
TOTAL	1306	927	1363	1560	1602	1429	1578	1573	1431	1560	1499	1421	17249

These figures represent the data extracted from the LRPD's Records Management System and can fluctuate from month-to-month as incidents are investigated further and possibly reclassified.

Part I Offenses - 2012

