

## City of Little Rock Requirements

The City of Little Rock requires residential builder contractors to use BMPs, or Best Management Practices to reduce the incidence of pollutants leaving a construction site. Contractors are expected to follow the Land Alteration Regulations found in the Little Rock Rev. (1988) code (29-166 ). A copy of the L.A.R. and Erosion Control Details can be obtained at [www.littlerock.org](http://www.littlerock.org)

## A.D.E.Q. Requirements

The Arkansas Department of Environmental Quality or A.D.E.Q. requires a Storm-water Permit for Construction Activities :

- If your construction site disturbs one acre or more
- If your construction site disturbs less than one acre but located within a subdivision of one acre or more.

You are subject to permit requirements.


For more information go to:

[www.adeq.state.ar.us](http://www.adeq.state.ar.us)

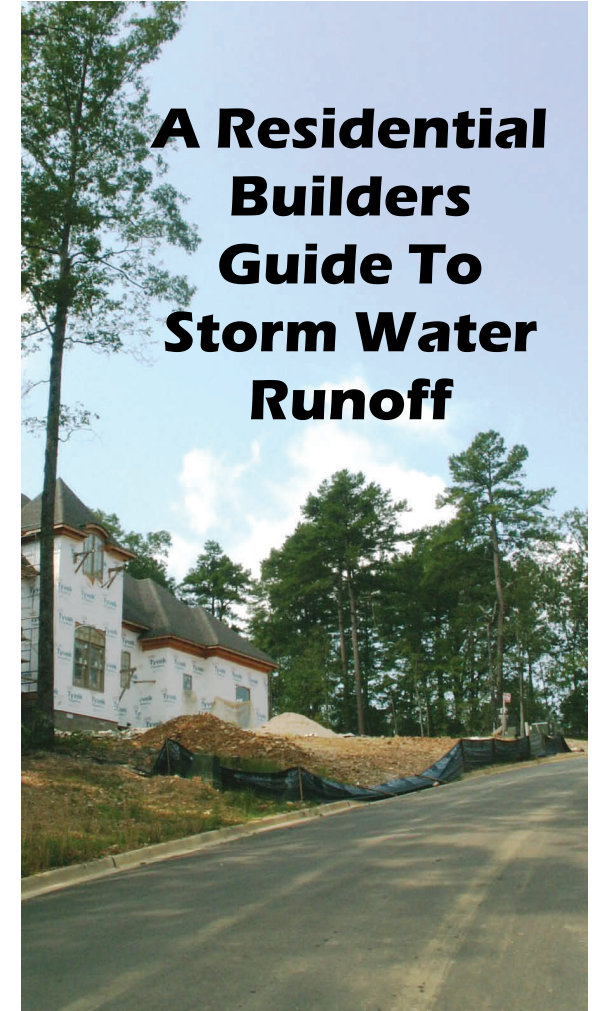

**For more information on Storm Water Quality issues, contact the Little Rock Public Works Department, Civil Engineering Division  
701 W. Markham St.  
Little Rock, AR 72201**

**Please call: (501)371-4811  
Website: [www.littlerock.org](http://www.littlerock.org)**

**Arkansas Department of Environmental Quality— ADEQ  
Helpline: (501) 682-0923  
Website: [www.adeq.state.ar.us](http://www.adeq.state.ar.us)**



**Storm Water Quality is a  
Community Wide Responsibility**



**City of Little Rock  
Public Works Department  
Civil Engineering Division  
(501) 371-4811**

## What is Storm Water Run-Off ?

Storm water run-off occurs when precipitation from rain or snowmelt flows over the ground. Impervious surfaces such as driveways, streets and sidewalks prevent storm water from naturally soaking into the ground. Storm water run-off from construction sites can have a significant impact on Little Rock's water quality. Sediment is the number one pollutant of streams in the nation. As storm water flows over a construction site, it picks up pollutants like sediment, debris and chemicals. These pollutants are then deposited into our streams and rivers.



## Why is Storm-Water Run-Off a Problem ?

Storm water can pick up debris, dirt, chemicals and other pollutants and flow into the storm sewer system or more directly into surrounding streams and lakes. Our storm sewer system discharges untreated water into the surrounding water sources. Sedimentation caused by storm water run-off can destroy aquatic habitat and high volumes of run off can cause stream bank erosion as well.

When sediment flows into a waterway, it has the power to suffocate a stream. Trash washed into the storm sewer system such as cigarette butts, bottles, six pack rings and plastic bags can cause serious problems or kill aquatic life in our creeks and streams.



This silt fence is not being maintained properly. It should be re-installed to contain storm water run off.

## Your Responsibility as a Builder Contractor.

In most cases, builders are required to obtain a permit from ADEQ. For most small residential sites, builders will not be required to obtain a storm water permit from Little Rock Public Works. However, builders are still required by ordinance to control erosion, debris, and chemicals from their sites. The builder is responsible for any damage that occurs to offsite properties. If erosion controls are not installed properly and maintained until all soil is stabilized, the builder can be subject to corrective action, stop work orders, and fines.

## Proper Construction Site Maintenance is the Key!

- **Keep your construction site clean by controlling blowable debris.**
- **If your site is required to have erosion controls such as a silt fence, keep it maintained until landscaping is completed and vegetation is established.**
- **Keep the streets, sidewalks and curb area clean, take some time at the end of the day to sweep dirt, sand and masonry debris out of the street.**
- **Never sweep or wash anything into the curb inlets or nearby ditches.**
- **Concrete haulers should take care to wash out their trucks and dispose of excess concrete in a designated area.**
- **Sequence construction activities so soil is not exposed for long periods of time.**
- **Take every measure to control dust at your site.**



Example of a poorly maintained construction site. Note the sand piled into the street and un-contained debris and trash.