



Little Rock Police Department NORTHWEST DIVISION



2nd Quarter 2022 Neighborhood Meeting



Major Casey Clark
Division Commander



Agenda



- Overview
- Division Personnel / Equipment
- Quarterly Crime Stats
- Comments
- Questions

Division Organization

Assistant Chief
Joe Miller



Major Casey Clark



0700 – 1500
Sector 6
(70, 73)
Lieutenant
Michael Terry



1500 – 2300
Sector 4
(61, 63, 72)
Lieutenant



2300 – 0700
Sector 5
(60, 62, 71)
Lieutenant
Brian Grigsby



Special Assignment Unit



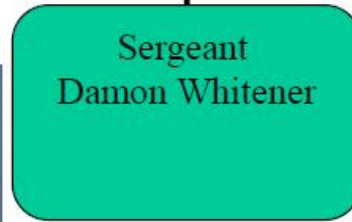
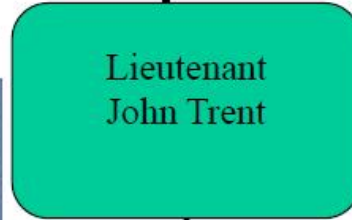
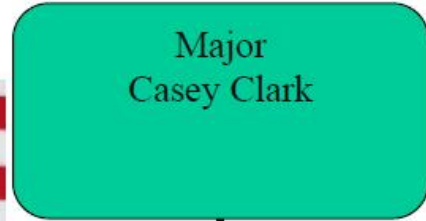
Major
Casey Clark



Lieutenant
John Trent



Sergeant
Damon Whitener



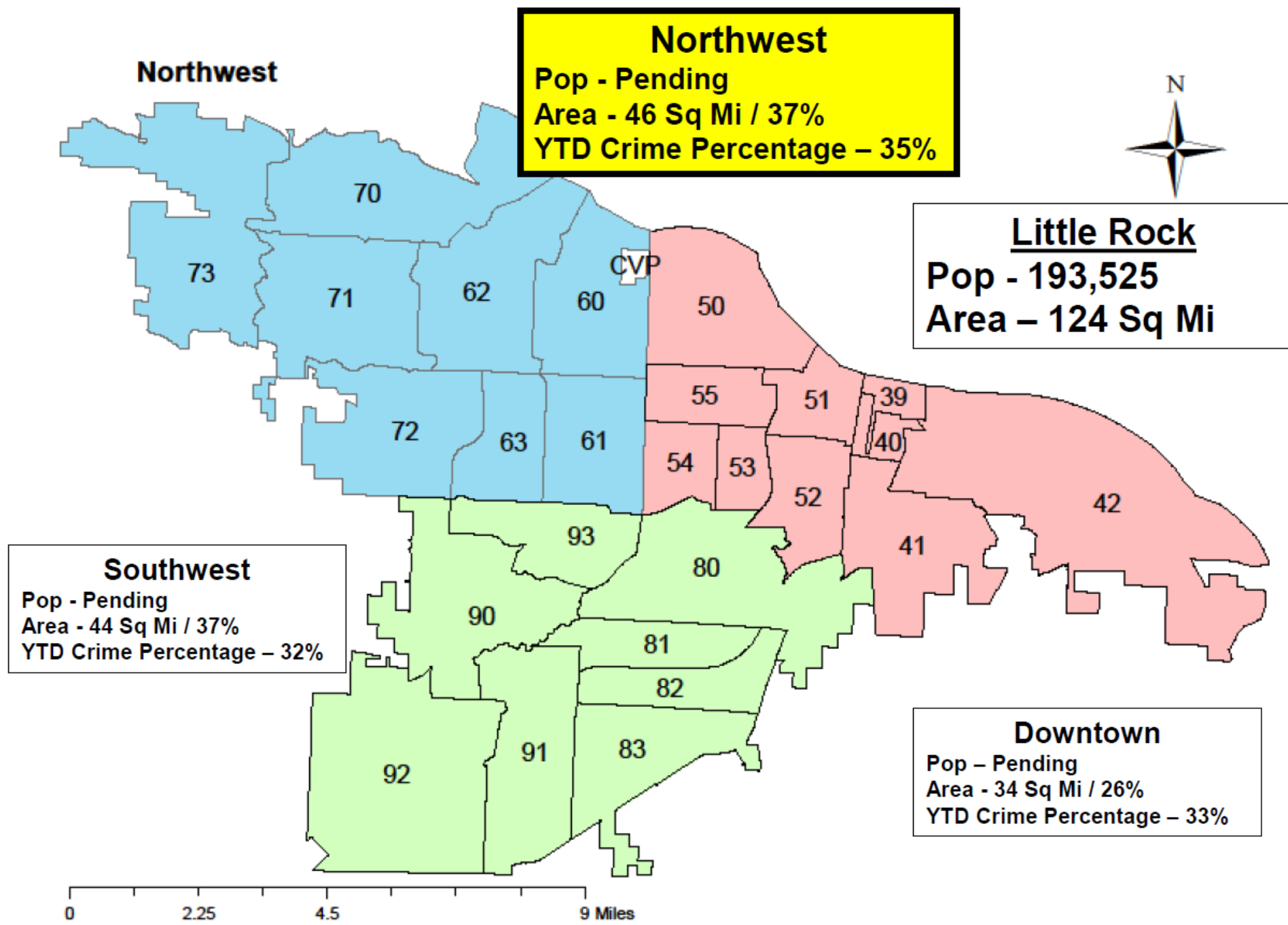


Personnel/Vehicles

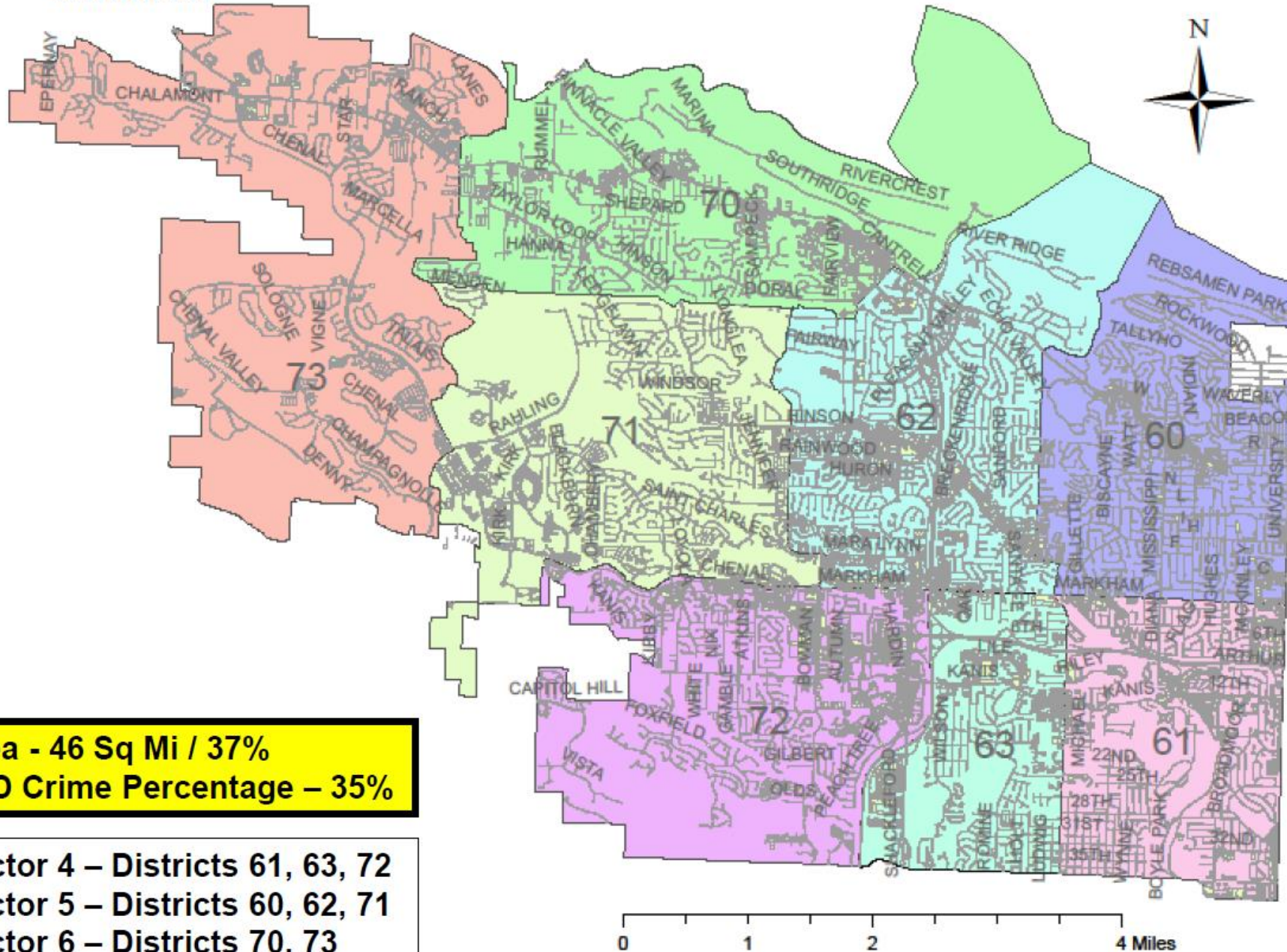


0700 - 1500 WATCH		SEC 6 LT TERRY, MICHAEL		16358 FRI - SAT		24		MAJOR CLARK, CASEY	
		SECTOR 4		SECTOR 5		SECTOR 6		AS OF:	
DAYS OFF		FRI - SAT		SUN - MON		TUE - WED		2-Jul-22	
		6		10		8			
SGT	GODWIN, ADAM	16697	PARKS, REGGIE	13752	SCRATCH, HAROLD	16705	Major (1)		
							Lieutenants (4)		
							3		
1500 - 2300 WATCH		SEC 4 LT		22667 TUE - WED		23		Sergeants (10)	
		SECTOR 6		SECTOR 5		SECTOR 4		10	
DAYS OFF		FRI - SAT		SUN - MON		TUE - WED			
		7		9		7		Detectives (7)	
SGT	CROSON, RON	16693	TOBLER, JACOM	31050	THOMAS, HANNAH	35113	6		
							CRU (5)		
							1		
2300 - 0700 WATCH		SEC 5 LT GRIGSBY, BRIAN		19538 SUN - MON		20		Regular Patrol Officers (87)	
		SECTOR 4		SECTOR 5		SECTOR 6		67	
DAYS OFF		FRI - SAT		SUN - MON		TUE - WED		Total Sworn (114)	
		7		6		7		88	
SGT	THREADGILL, DERRICK	27113	PHILLIPS, JAMES	34295	HUTCHINSON, ANDREW	36187			
SPECIAL ASSIGNMENT SECTION		LT TRENT, JOHN		27114 SAT - SUN		7		Marked Vehicles Patrol - 26	
		CIVILIANS		DETECTIVE UNIT		CRU		Marked Vehicles Sergeant - 3	
DAYS OFF		SAT - SUN		SAT - SUN		SAT - SUN		Unmarked Vehicles DO - 9	
		5		6		1		Unmarked Vehicles Admin - 4	
SGT			WHITENER, DAMON	21346			Marked Vehicles TSO - 2		
							Specialty Vehicles - 1		

The Northwest Division is authorized **87** regular patrol officers. The Division currently has **67** regular patrol officers assigned. We are operating at **77%** of our regular patrol officer strength. Of the **67** officers, **15%** are on probation with **less than 2 years experience**.



Northwest



Area - 46 Sq Mi / 37%
YTD Crime Percentage - 35%

Sector 4 - Districts 61, 63, 72
Sector 5 - Districts 60, 62, 71
Sector 6 - Districts 70, 73



NW Calls for Service

2nd Quarter 2022



Top 10 Calls for Service		911 Emergency	Non Emergency	Alarm	Officer Initiated	Total
DISTURBANCE	1	1535	87	0	4	1626
POLICE - ACCIDENT	2	988	315	8	23	1334
CHECK CONDITION OF SUBJECT	3	756	80	0	3	839
RESIDENTIAL ALARM	4	392	70	365	1	828
BURGLAR ALARM	5	449	60	255	2	766
SUSPICIOUS PERSON	6	614	45	0	3	662
BATTERY	7	492	31	1	2	526
VEHICLE	8	378	93	0	46	517
THEFT	9	264	208	4	14	490
TRAFFIC STOP	10	0	51	0	445	496
Grand Total		5868	1040	633	543	8084

These figures are based on offenses reported to LRPD and are retrieved from the Departments Computer Aided Dispatch System and Records Management System.

The figures may include some offenses that may be reclassified after further investigation.



NW Calls for Service

2nd Quarter 2022



Nuisance / Quality of Life Calls	911 Emergency	Non- Emergency	Alarm	Officer Initiated	Total
ANIMAL	59	1	0	1	61
FIGHT	19	3	0	0	22
FIREWORKS	19	1	0	0	20
HARASSING COMMUNICATIONS	11	52	2	1	66
INDECENT EXPOSURE	31	1	0	0	32
LOITERING	116	10	0	1	127
LOUD MUSIC	154	14	0	0	168
LOUD PARTY	36	1	0	0	37
PARKING VIOLATION	63	7	0	0	70
POLICE - OVERDOSE	59	2	0	0	61
POLICE - SUICIDE	12	1	0	0	13
POLICE - SUSPICIOUS PACKAGE	6	0	0	0	6
PROSTITUTION	1	0	0	0	1
TRAFFIC VIOLATION	238	12	0	1	251
TOTAL	824	105	2	4	935

These figures are based on offenses reported to LRPD and are retrieved from the Departments Computer Aided Dispatch System and Records Management System.

The figures may include some offenses that may be reclassified after further investigation.



Little Rock Police Department Response Times by Division and Shift

Start Date: 4/1/2022 - End Date: 6/30/2022 11:59:59 PM

	Create To Dispatch	Units Dispatched	Dispatch To On Scene	Units Reported	% Reported	Dispatch To Closed
<u>12</u>						
0700 - 1500	0:00:16:27	6,393	0:00:11:46	3,687	58%	0:00:48:56
1500 - 2300	0:00:13:02	9,002	0:00:09:31	5,418	60%	0:00:42:18
2300 - 0700	0:00:05:53	3,538	0:00:08:24	2,067	58%	0:00:41:51
12 Totals	0:00:13:02	18,933	0:00:10:07	11,172	59%	0:00:44:38
<u>NW</u>						
0700 - 1500	0:00:10:51	5,962	0:00:10:55	4,165	70%	0:00:47:36
1500 - 2300	0:00:12:22	8,436	0:00:10:48	6,056	72%	0:00:43:07
2300 - 0700	0:00:04:38	3,079	0:00:08:58	2,044	66%	0:00:45:24
NW Totals	0:00:10:37	17,477	0:00:10:34	12,265	70%	0:00:45:07
<u>SW</u>						
0700 - 1500	0:00:12:03	5,076	0:00:10:17	3,464	68%	0:00:50:04
1500 - 2300	0:00:09:40	8,257	0:00:09:48	4,724	57%	0:00:36:27
2300 - 0700	0:00:05:44	3,217	0:00:09:30	1,482	46%	0:00:39:50
SW Totals	0:00:09:46	16,550	0:00:09:56	9,670	58%	0:00:41:34
City Wide	0:00:11:14	52,960	0:00:10:14	33,107	63%	0:00:43:52

Call Source(s):911

7/1/2022 1:03:41 PM

These figures are based on offenses reported to LRPD and are retrieved from the Departments Computer Aided Dispatch System and Records Management System.

The figures may include some offenses that may be reclassified after further investigation.

**Calls are received and entered into a call type category.
Each of those call types is assigned a priority.
Officers are dispatched and respond to calls by priority.
The lower the priority (9 being low and 2 being high) the longer it may take officers to respond due to the incoming higher priority calls.
Examples of call types and their priorities are:**

Priority							
2	3	4	5	6	7	8	9
Active Aggressor	Accident - DWI or w/Injury	Accident - Officer Involved	Accident	Accident - Hit & Run	Animal - Bite	Animal - Loose	Found Property
Robbery Alarm	Kidnapping	Breaking or Entering Auto - JO	Arson Report	Breaking or Entering Auto Report	Assist Other Agency	Police - Assist Party	Gambling Law Violations
Assist Medical	Missing Child	Criminal Trespassing - JO	Battery Report	Check Condition of Subject	Citizen Contact	Fireworks	Kids Playing in the Street
Battery - IP	Commercial Burglary Alarm	Cutting Report	Burglary Report	Criminal Mischief Report	Fraudulent Use of Credit Card	Harassing Communications	Parking Violation
Battery of An Officer	Residential Alarm	Disturbance - IP	Child Abuse Report	Criminal Trespassing	Loitering	Information Report	Property Check
Bomb Threat	Animal - Vicious	Disturbance with Weapon - JO	Disturbance - JO	Disturbance Report	Lost or Stolen License Plate	Attempt to Locate Missing Person	Private Property Tow
Burglary - IP	Battery - JO	Fight Report	Driving While Intoxicated	Forgery Report	Terroristic Threatening	Loud Music	Traffic Violation
Cutting - IP	Breaking or Entering Auto - IP	Robbery of Individual Report	Prisoner Transport	Indecent Exposure	Driving Without Owner Consent	Loud Party	Vacation Home Report
Fight - IP	Burglary - JO	Robbery of Business Report	Sexual Abuse Report	Narcotics Law Violations	Stalled or Broken Down Vehicle	Runaway Juvenile	Abandoned Vehicle
Shot Spotter Activation	Child Abandonment/Unattended	Shots Fired	Standby to Prevent a Disturbance	Theft Report		Prostitution	Attempt to Locate Vehicle
Robbery of Individual - IP	Criminal Mischief - IP	Theft - IP	Theft - JO	Blocked Drive or Alley		Recovered Stolen Vehicle	
Robbery of Business - IP	Criminal Trespassing - IP		Suspicious Vehicle.	Stolen Vehicle Report			
Shooting - IP	Cutting - JO			Wanted Person			
Unknown Trouble	Disturbance with Weapon - IP						

IP – In progress
JO – Just Occurred



Division Roll-Up Numbers

Current Quarter



Part I Offense Comparison - Northwest			
April - June			
Part I Offense	NW		2022 v 2021
	2022	2021	% change
All Homicide Offenses	7	2	250%
Forcible Rape	12	22	-45%
Robbery	28	13	115%
Aggravated Assault	198	198	0%
Violent Crime	245	235	4%
Burglary/B & E	173	134	29%
Larceny/Theft	851	781	9%
Motor Vehicle Theft	89	71	25%
Property Crime	1113	986	13%
TOTAL	1358	1221	11%

These figures are based on offenses reported to LRPD and are retrieved from the Departments Computer Aided Dispatch System and Records Management System.

The figures may include some offenses that may be reclassified after further investigation.



Division Roll-Up Numbers

Current YTD



Part I Offense Comparison - Northwest			
January - June			
Part I Offense	NW		2022 v 2021
	2022	2021	% change
All Homicide Offenses	12	7	71%
Forcible Rape	23	38	-39%
Robbery	47	28	68%
Aggravated Assault	359	381	-6%
Violent Crime	441	454	-3%
Burglary/B & E	303	287	6%
Larceny/Theft	1635	1487	10%
Motor Vehicle Theft	167	159	5%
Property Crime	2105	1933	9%
TOTAL	2546	2387	7%

These figures are based on offenses reported to LRPD and are retrieved from the Departments Computer Aided Dispatch System and Records Management System.

The figures may include some offenses that may be reclassified after further investigation.

Part I Offense Comparison - Northwest


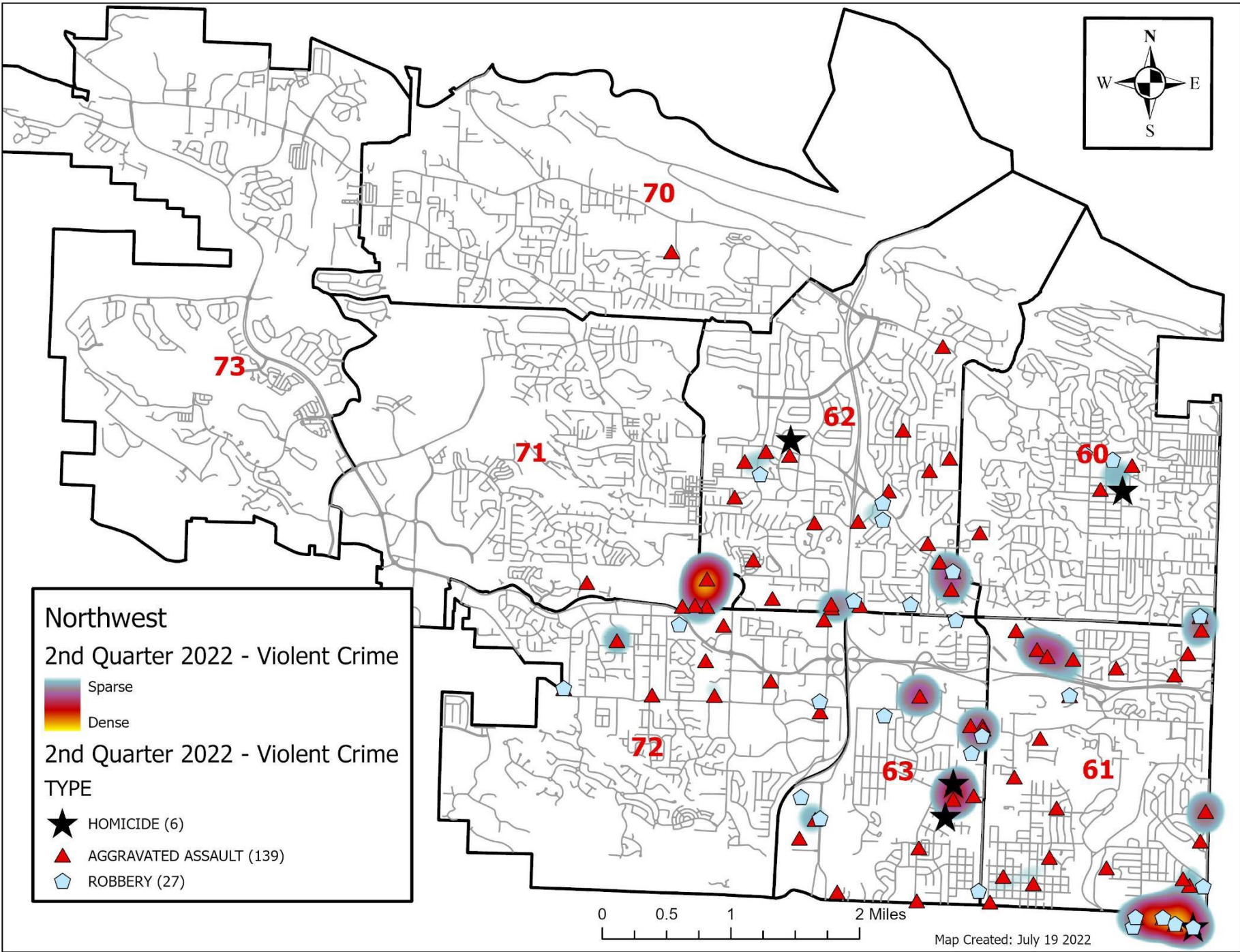
Jan 1 - July 18 2022 v 2021

PART I INCIDENT	NW		2022 v 2021	Last 5 Years		YTD 2022 - BY DISTRICT							
	2022	2021	% change	Avg.	% change	60	61	62	63	70	71	72	73
All Homicide Offenses	15	10	50%	7.4	103%	2	5	3	4	0	0	0	1
Forcible Rape	26	42	-38%	33.0	-21%	1	7	2	6	2	1	2	5
Robbery	54	29	86%	61.6	-12%	5	16	12	10	1	3	6	1
Aggravated Assault	404	459	-12%	415.0	-3%	40	116	108	64	17	25	30	4
Violent Crime	499	540	-8%	517.0	-3%	48	144	125	84	20	29	38	11
				VC% by district		10%	29%	25%	17%	4%	6%	8%	2%
Burglary/B & E	332	305	9%	352.0	-6%	38	103	52	37	22	29	40	11
Larceny/Theft	1798	1659	8%	2090.8	-14%	234	312	308	308	140	148	269	79
Motor Vehicle Theft	182	180	1%	194.0	-6%	15	31	46	31	14	12	24	9
Property Crime	2312	2144	8%	2636.8	-12%	287	446	406	376	176	189	333	99
				PC% by district		12%	19%	18%	16%	8%	8%	14%	4%
TOTAL	2811	2684	5%	3153.8	-11%	335	590	531	460	196	218	371	110
				TC% by district		12%	21%	19%	16%	7%	8%	13%	4%

These figures are based on offenses reported to LRPD and are retrieved from the Department's Records Management System.

The figures may include some offenses that may be reclassified after further investigation.

This chart includes all homicide offenses – including justifiable and negligent homicide – even though those aren't Part I Offenses for FBI reporting purposes.



70

73

71

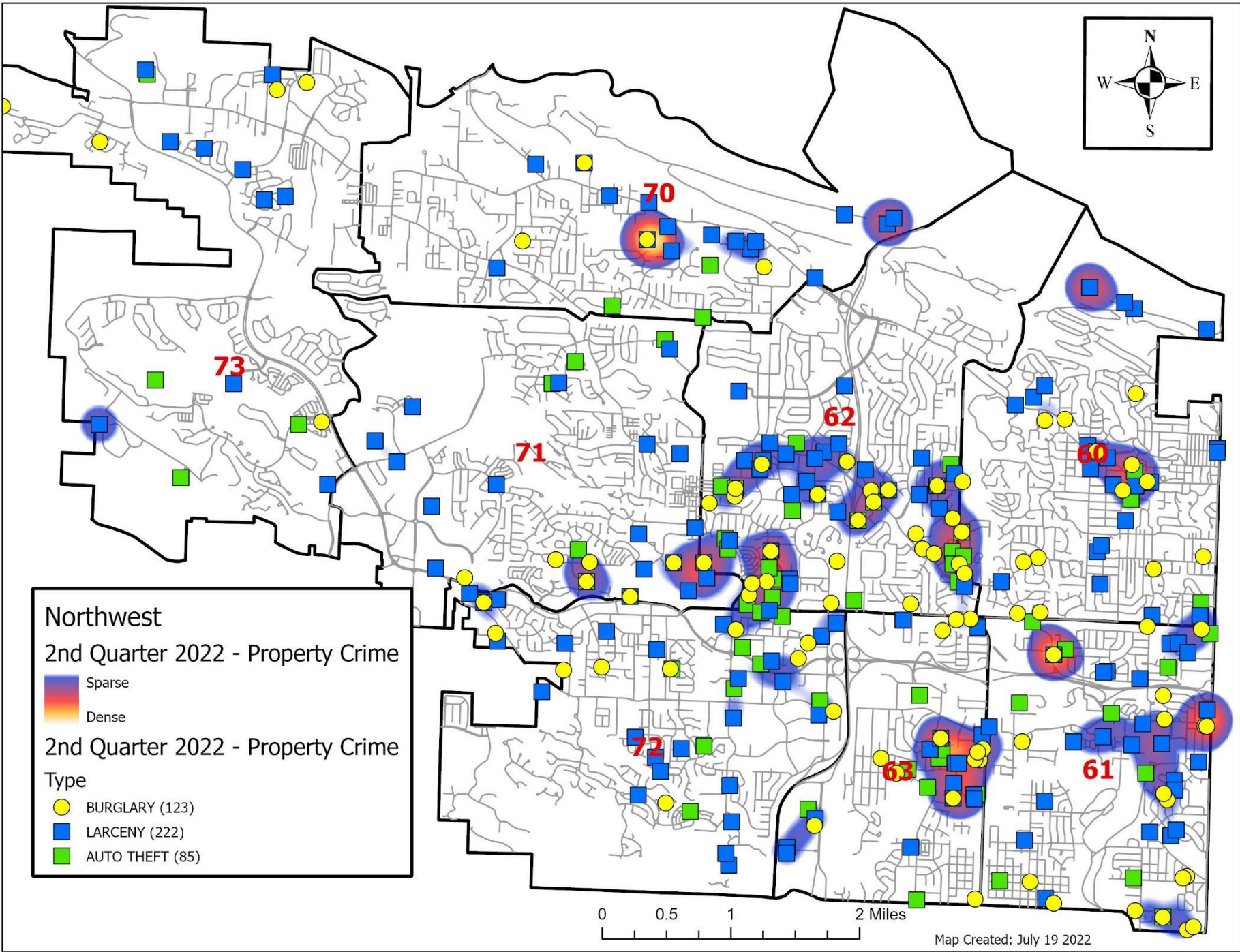
62

60

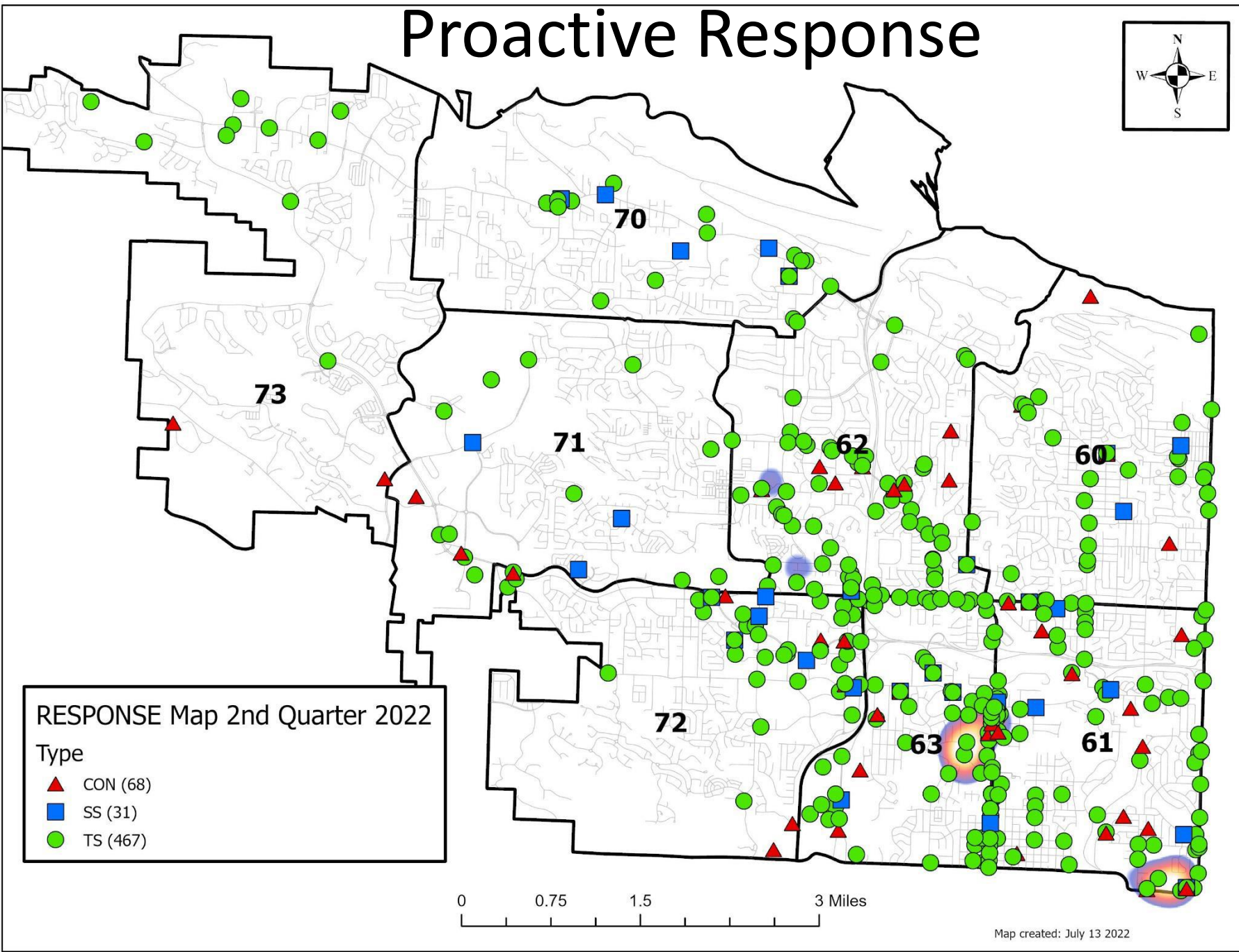
72

63

61



Proactive Response



RESPONSE Map 2nd Quarter 2022

Type

- ▲ CON (68)
- SS (31)
- TS (467)



Map created: July 13 2022



Officer Activity

2nd Quarter 2022



Arrests	Total
FELONY	103
MISD	297
Total	400

These figures are based on offenses reported to LRPD and are retrieved from the Departments Computer Aided Dispatch System and Records Management System.

The figures may include some offenses that may be reclassified after further investigation.



NW



2nd Quarter Totals

	Days	3-11	Midnights	Total
Calls for Service	5698	7719	5305	18722
Weapons Recovered	—		→	7
Felony Charges	252	164	50	466
Misdemeanor Charges	224	303	92	619
Traffic Citations	386	298	44	728
Hazardous Violations	69	66	4	139
Hazardous Violations w/acc	212	140	5	357

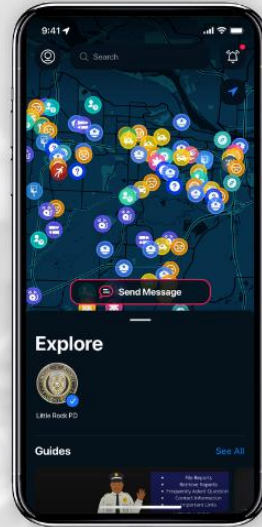
Property Crimes	Cases Assigned	329
	Cases Cleared	85 /49 by Arrest
	Felony Charges	Not Reported
	Misdemeanor Charges	Not Reported
	Weapons Recovered	Not Reported

**Property Crimes clearance rates are current and accurate based on monthly inter-squad reporting. Currently number of charges are not tracked in this manor as a group and only reflect in each case file.

These figures are based on offenses reported to LRPD and are retrieved from the Departments Computer Aided Dispatch System and Records Management System.

The figures may include some offenses that may be reclassified after further investigation.

YourLRPD



**Real-time information
at the tip of your fingers.**



Alerts, reports, messages,
contacts, stats, and more!





**HELP US BUILD A BETTER LITTLE ROCK.
HELP US BUILD A BETTER BLUE.**

In Little Rock, we believe policing is all about community.
It's about making our neighborhoods safer and helping others.
It's about providing stability, compassion and a sense of calm.
If you share those beliefs, then we'd like you to join us!

Buildabetterblue.org



Chief's Office

Little Rock Police Department
700 West Markham Street
Little Rock, AR 72201
Office Phone – (501) 371-4621



Major Casey Clark

Northwest Patrol Division

Commander

cclark@littlerock.gov

Office Phone - (501) 918 – 3503

Victim Services

Help Line - (501) 918 – 4357

Telephone Reporting Unit

(501) 918 – 4397

TRU@littlerock.gov

Non-Emergency

Help Line - (501) 371 – 4829



Lieutenant John Trent

Northwest Patrol Division

Special Assignments

jtrent@littlerock.gov

Office Phone - (501) 918 - 3506

Crime Stoppers

(501) 340 - 8477

TIP Line

(Violent Crimes) (501) 371-INFO

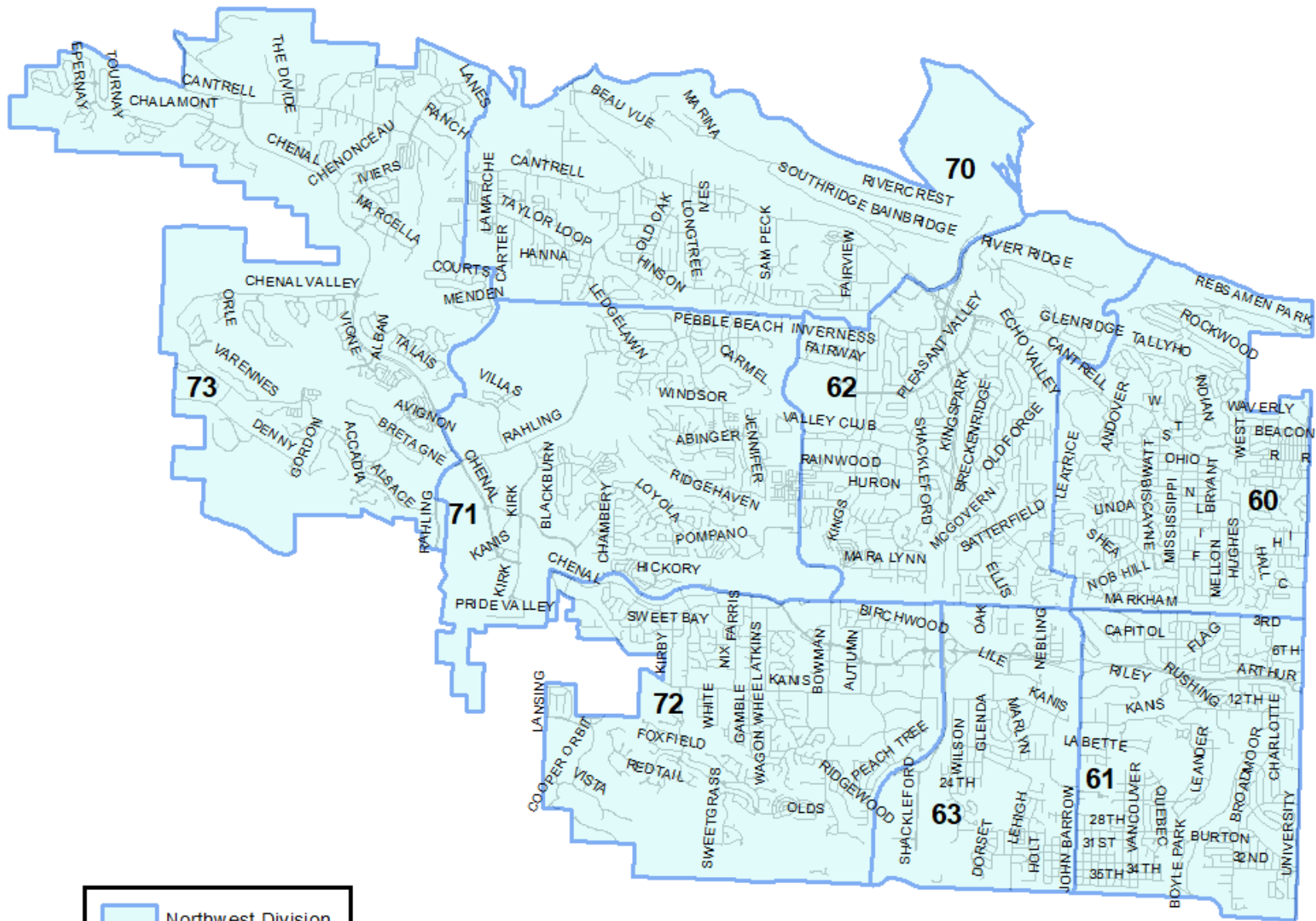
COVID -19 Info
Arkansas Dept of Health
Emergency Comm. Center

1-800-651-3493

501-661-2136 (After Hours)



ANY QUESTIONS?



Northwest Division

