

# Part I Offenses by Month

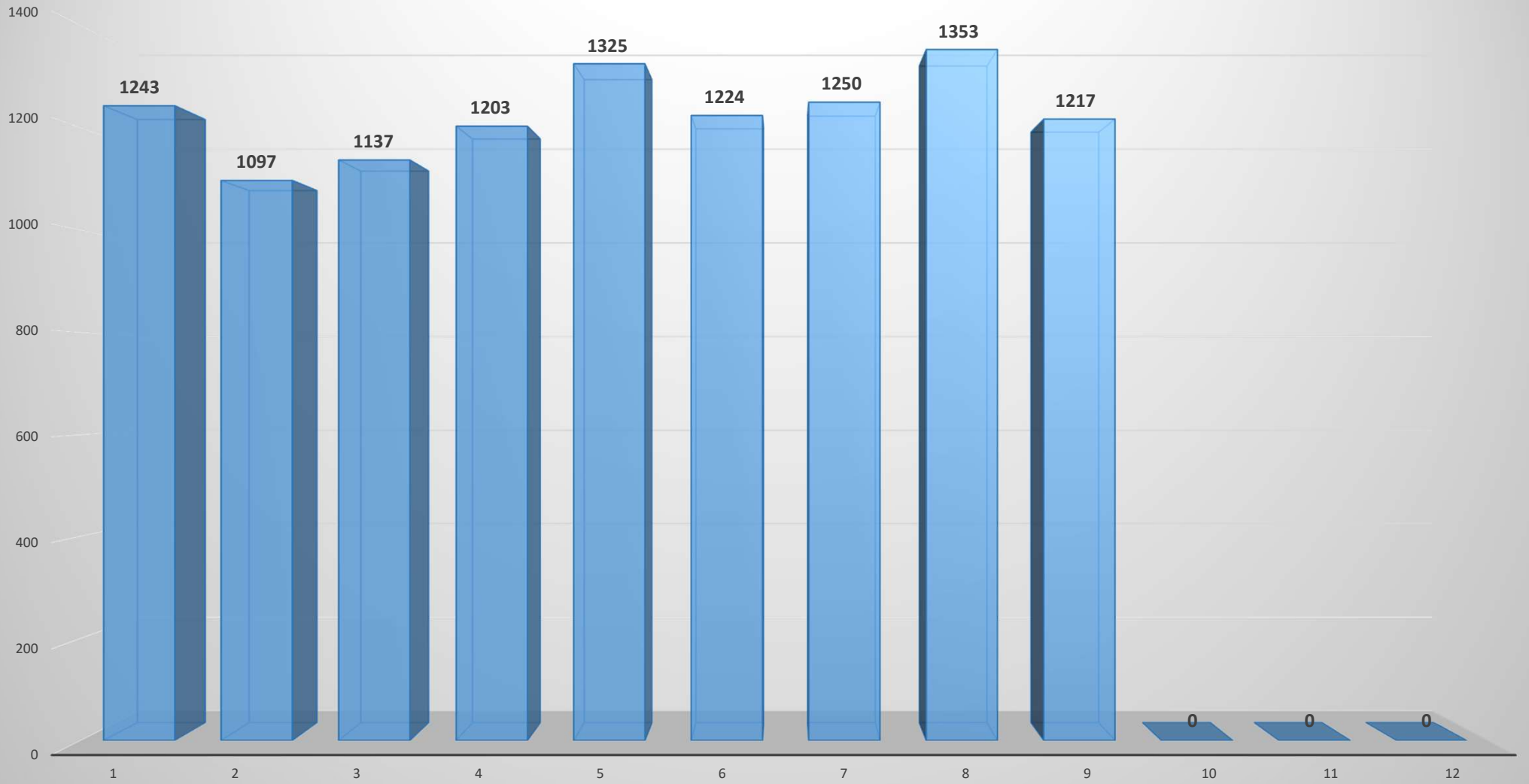
2014–2022

# 2022

OFFENSE	Jan	Feb	Mar	Apr	May	Jun	Jul	Aug	Sep	Oct	Nov	Dec	TOTAL
All Homicide Offenses	6	6	4	13	7	6	6	4	9				61
Forcible Rape	12	12	21	16	16	17	19	17	19				149
Robbery	39	32	25	32	50	38	34	37	27				314
Aggravated Assault	269	247	222	237	280	249	277	291	253				2325
<b>Violent Crime</b>	<b>326</b>	<b>297</b>	<b>272</b>	<b>298</b>	<b>353</b>	<b>310</b>	<b>336</b>	<b>349</b>	<b>308</b>	<b>0</b>	<b>0</b>	<b>0</b>	<b>2849</b>
Burglary/B & E	195	135	143	183	159	153	169	193	138				1468
Larceny	611	565	646	648	717	685	658	725	690				5945
Stolen Vehicle	111	100	76	74	96	76	87	86	81				787
<b>Property Crime</b>	<b>917</b>	<b>800</b>	<b>865</b>	<b>905</b>	<b>972</b>	<b>914</b>	<b>914</b>	<b>1004</b>	<b>909</b>	<b>0</b>	<b>0</b>	<b>0</b>	<b>8200</b>
<b>TOTAL</b>	<b>1243</b>	<b>1097</b>	<b>1137</b>	<b>1203</b>	<b>1325</b>	<b>1224</b>	<b>1250</b>	<b>1353</b>	<b>1217</b>	<b>0</b>	<b>0</b>	<b>0</b>	<b>11049</b>

These figures represent the data extracted from the LRPD's Records Management System and can fluctuate from month-to-month as incidents are investigated further and possibly reclassified.

## 2022 Part I Offenses by Month

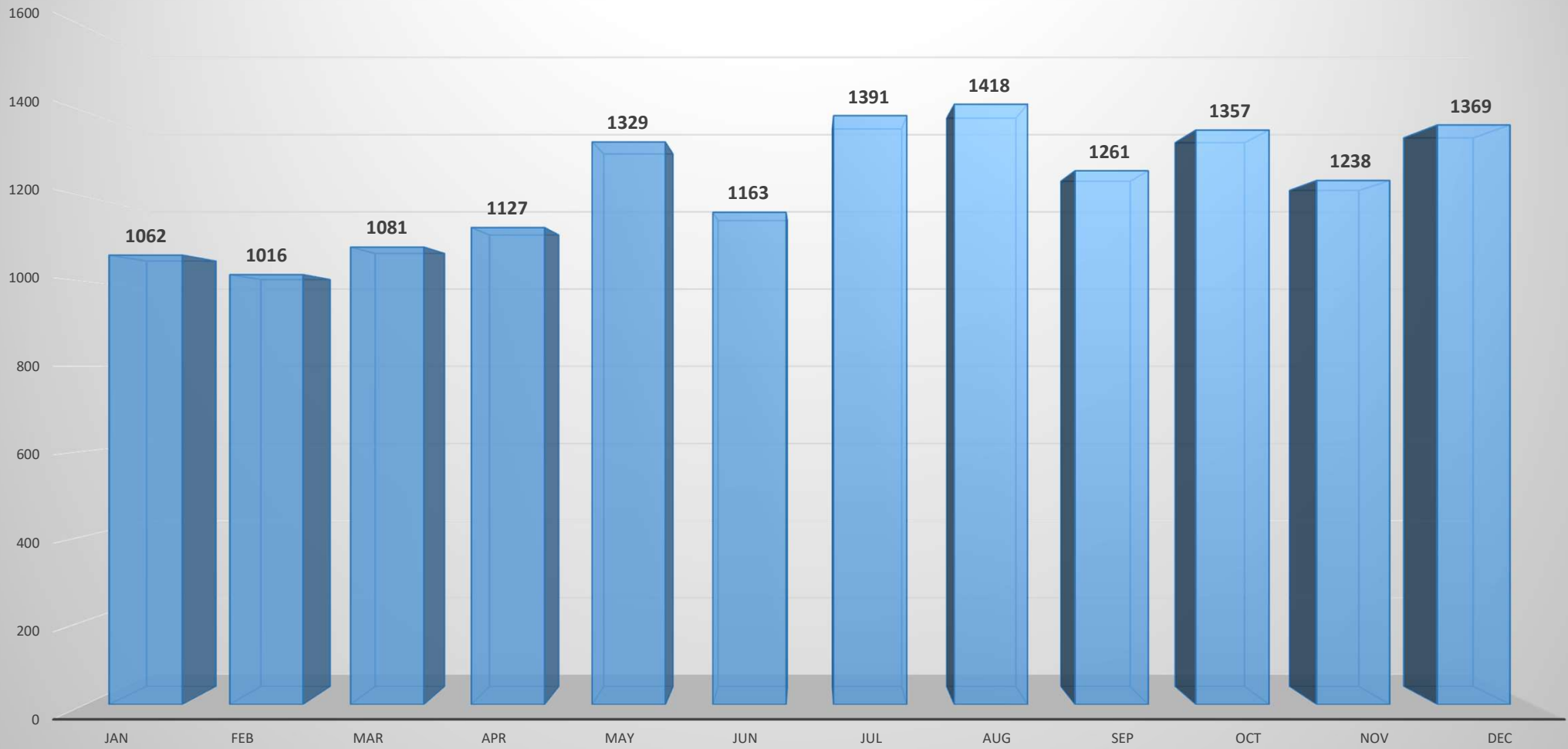


# 2021

OFFENSE	Jan	Feb	Mar	Apr	May	Jun	Jul	Aug	Sep	Oct	Nov	Dec	TOTAL
All Homicide Offenses	5	4	3	9	5	4	10	4	7	3	6	5	65
Forcible Rape	18	19	16	20	21	15	20	17	13	10	19	10	198
Robbery	21	23	22	20	32	25	41	32	45	60	38	37	396
Aggravated Assault	219	214	251	274	351	299	344	328	273	306	250	318	3427
<b>Violent Crime</b>	<b>263</b>	<b>260</b>	<b>292</b>	<b>323</b>	<b>409</b>	<b>343</b>	<b>415</b>	<b>381</b>	<b>338</b>	<b>379</b>	<b>313</b>	<b>370</b>	<b>4086</b>
Burglary/B & E	162	149	125	121	150	146	151	214	156	170	170	219	1933
Larceny	543	531	578	608	691	589	736	736	676	703	665	690	7746
Stolen Vehicle	94	76	86	75	79	85	89	87	91	105	90	90	1047
<b>Property Crime</b>	<b>799</b>	<b>756</b>	<b>789</b>	<b>804</b>	<b>920</b>	<b>820</b>	<b>976</b>	<b>1037</b>	<b>923</b>	<b>978</b>	<b>925</b>	<b>999</b>	<b>10726</b>
<b>TOTAL</b>	<b>1062</b>	<b>1016</b>	<b>1081</b>	<b>1127</b>	<b>1329</b>	<b>1163</b>	<b>1391</b>	<b>1418</b>	<b>1261</b>	<b>1357</b>	<b>1238</b>	<b>1369</b>	<b>14812</b>

These figures represent the data extracted from the LRPD's Records Management System and can fluctuate from month-to-month as incidents are investigated further and possibly reclassified.

## 2021 Part I Offenses by Month

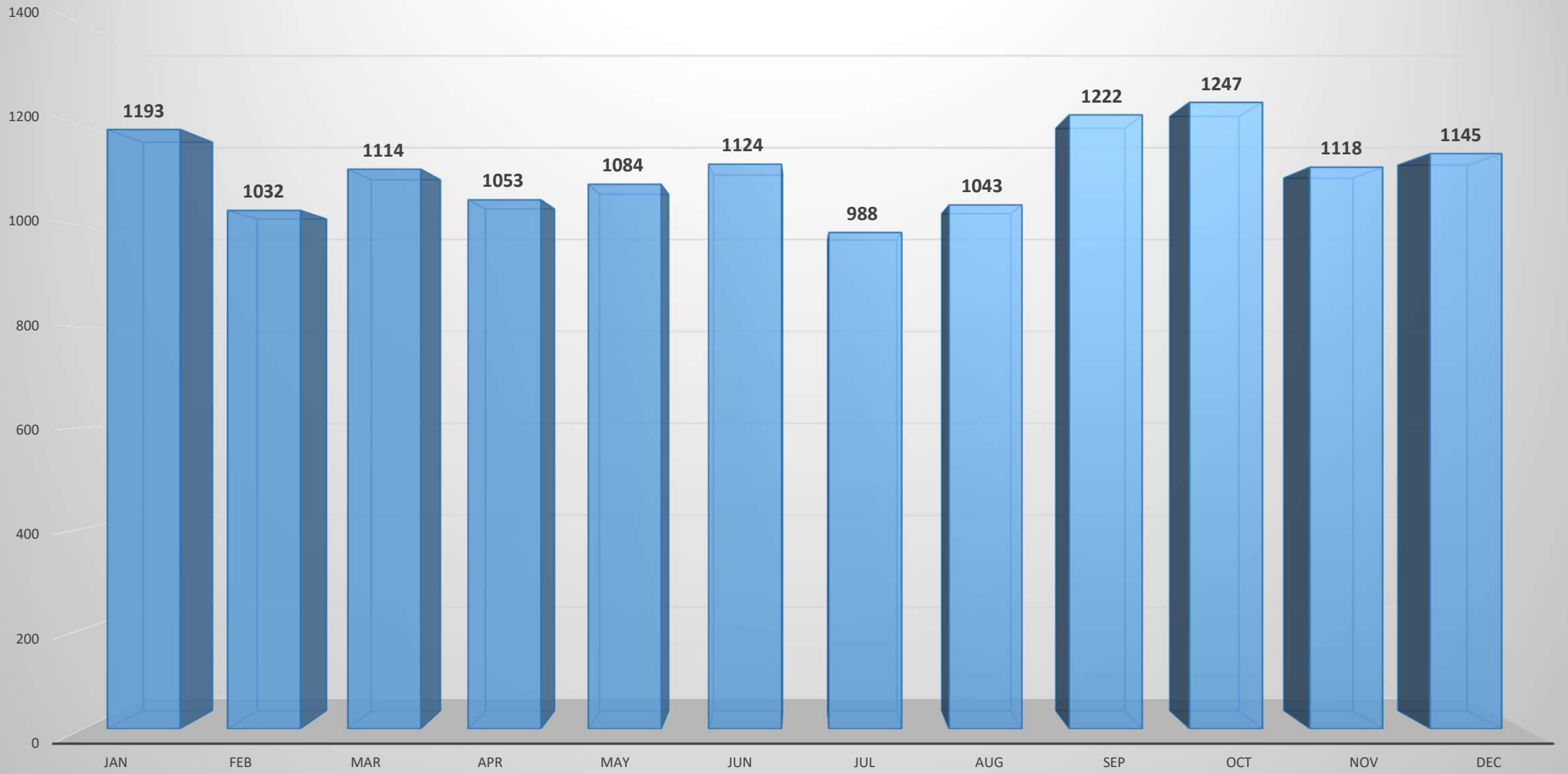


# 2020

OFFENSE	Jan	Feb	Mar	Apr	May	Jun	Jul	Aug	Sep	Oct	Nov	Dec	TOTAL
All Homicide Offenses	5	0	3	7	5	10	2	3	4	5	2	9	55
Forcible Rape	11	8	13	14	11	10	21	23	14	14	9	16	164
Robbery	18	23	29	36	30	43	25	31	37	32	27	39	370
Aggravated Assault	206	161	195	216	326	344	215	262	282	317	294	250	3068
<b>Violent Crime</b>	<b>240</b>	<b>192</b>	<b>240</b>	<b>273</b>	<b>372</b>	<b>407</b>	<b>263</b>	<b>319</b>	<b>337</b>	<b>368</b>	<b>332</b>	<b>314</b>	<b>3657</b>
Burglary/B & E	160	104	139	135	118	107	111	118	135	157	126	130	1540
Larceny	720	672	634	560	519	538	523	524	653	638	569	609	7159
Stolen Vehicle	73	64	101	85	75	72	91	82	97	84	91	92	1007
<b>Property Crime</b>	<b>953</b>	<b>840</b>	<b>874</b>	<b>780</b>	<b>712</b>	<b>717</b>	<b>725</b>	<b>724</b>	<b>885</b>	<b>879</b>	<b>786</b>	<b>831</b>	<b>9706</b>
<b>TOTAL</b>	<b>1193</b>	<b>1032</b>	<b>1114</b>	<b>1053</b>	<b>1084</b>	<b>1124</b>	<b>988</b>	<b>1043</b>	<b>1222</b>	<b>1247</b>	<b>1118</b>	<b>1145</b>	<b>13363</b>

These figures represent the data extracted from the LRPD's Records Management System and can fluctuate from month-to-month as incidents are investigated further and possibly reclassified.

## 2020 Part I Offenses by Month



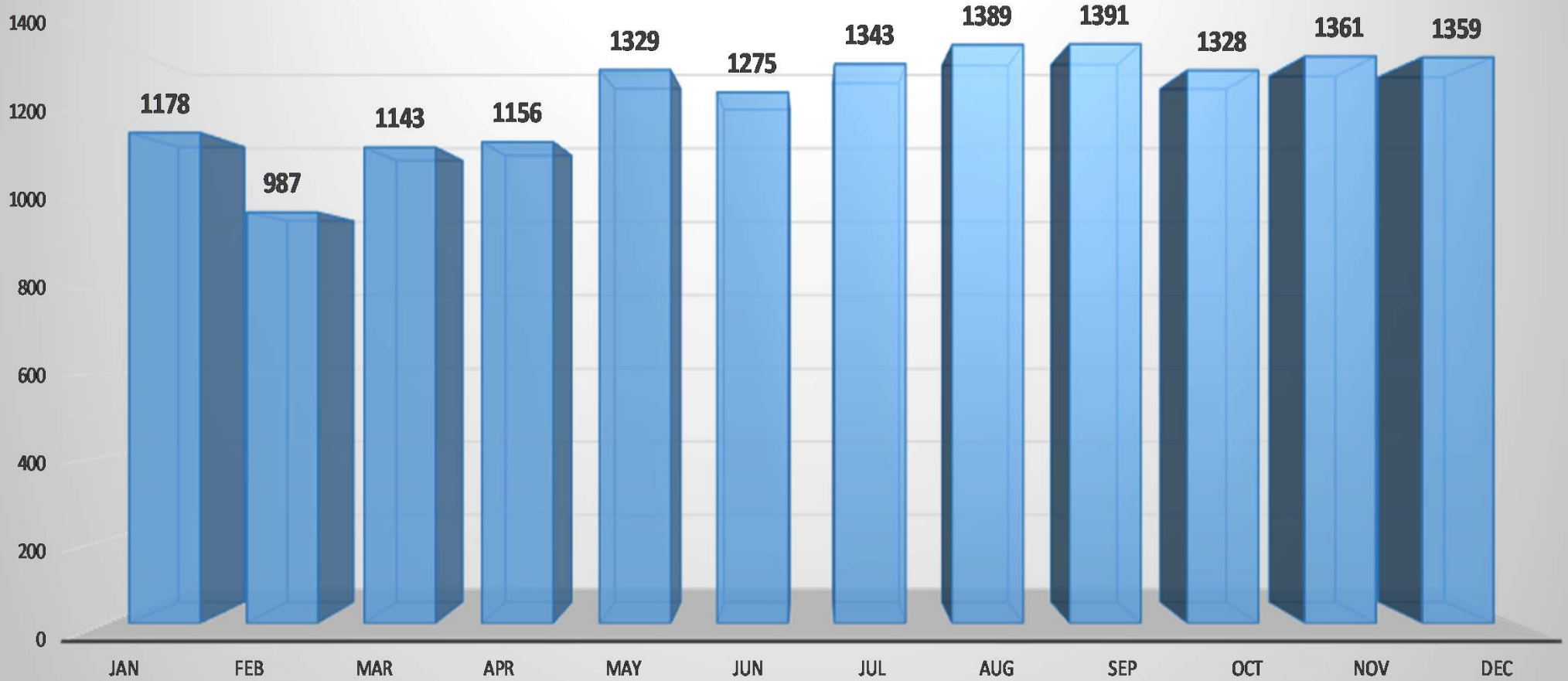
# 2019

OFFENSE	Jan	Feb	Mar	Apr	May	Jun	Jul	Aug	Sep	Oct	Nov	Dec	TOTAL
All Homicide Offenses	9	3	2	2	2	4	4	5	7	0	4	1	43
Forcible Rape	17	14	21	17	15	17	12	8	22	22	9	17	191
Robbery	28	37	26	20	32	33	31	34	34	39	45	37	396
Aggravated Assault	195	135	175	244	229	213	253	208	211	139	219	164	2385
<b>Violent Crime</b>	<b>249</b>	<b>189</b>	<b>224</b>	<b>283</b>	<b>278</b>	<b>267</b>	<b>300</b>	<b>255</b>	<b>274</b>	<b>200</b>	<b>277</b>	<b>219</b>	<b>3015</b>
Burglary/B & E	122	106	117	135	170	165	156	174	181	144	156	151	1777
Larceny	717	626	717	669	794	756	808	876	824	900	830	895	9412
Stolen Vehicle	90	66	85	69	87	87	79	84	112	84	98	94	1035
<b>Property Crime</b>	<b>929</b>	<b>798</b>	<b>919</b>	<b>873</b>	<b>1051</b>	<b>1008</b>	<b>1043</b>	<b>1134</b>	<b>1117</b>	<b>1128</b>	<b>1084</b>	<b>1140</b>	<b>12224</b>
<b>TOTAL</b>	<b>1178</b>	<b>987</b>	<b>1143</b>	<b>1156</b>	<b>1329</b>	<b>1275</b>	<b>1343</b>	<b>1389</b>	<b>1391</b>	<b>1328</b>	<b>1361</b>	<b>1359</b>	<b>15239</b>

These figures represent the data extracted from the LRPD's Records Management System and can fluctuate from month-to-month as incidents are investigated further and possibly reclassified.



## 2019 Part I Offenses by Month



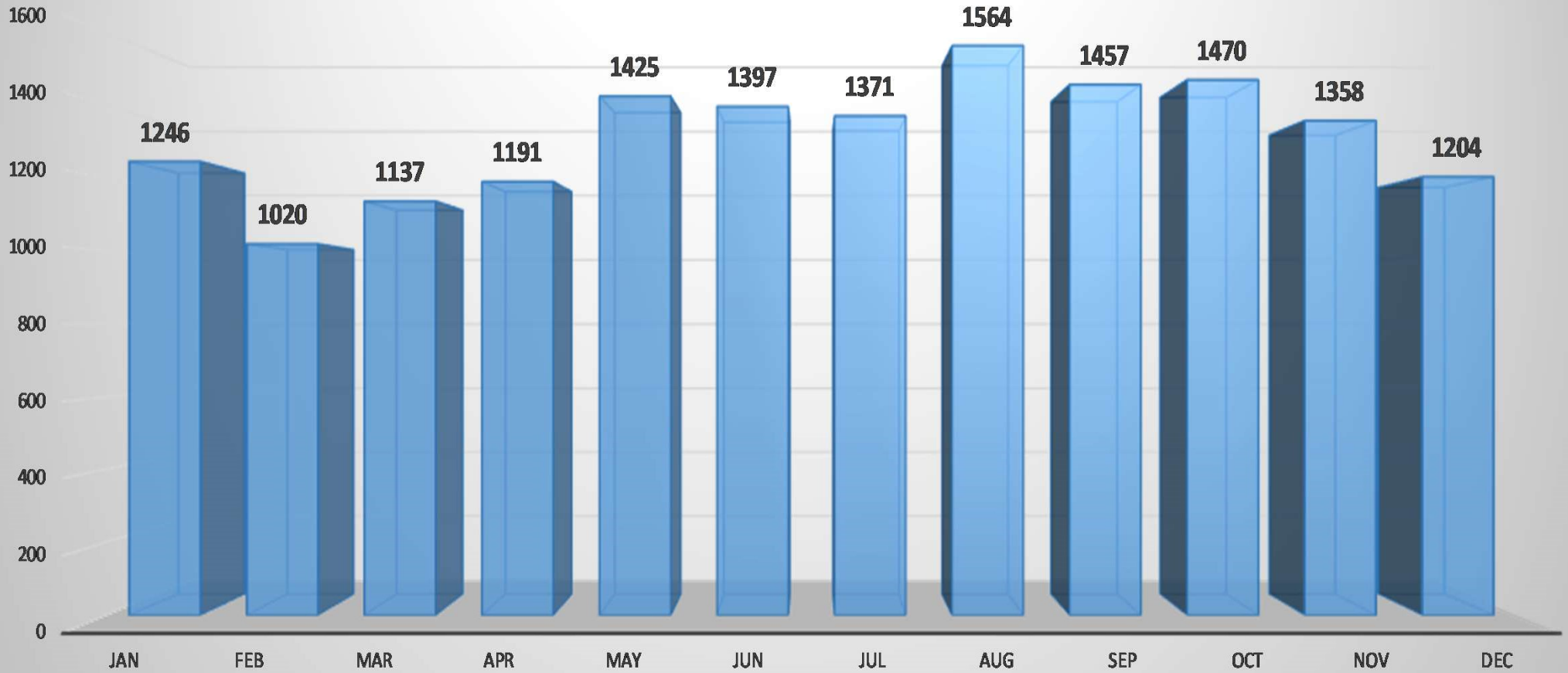
# 2018

OFFENSE	Jan	Feb	Mar	Apr	May	Jun	Jul	Aug	Sep	Oct	Nov	Dec	TOTAL
All Homicide Offenses	3	2	7	3	4	2	2	2	3	1	10	3	42
Forcible Rape	15	14	18	22	12	27	13	14	14	17	12	13	191
Robbery	31	19	24	16	30	26	27	40	46	30	39	37	365
Aggravated Assault	189	112	176	184	200	168	211	226	231	203	184	164	2248
<b>Violent Crime</b>	<b>238</b>	<b>147</b>	<b>225</b>	<b>225</b>	<b>246</b>	<b>223</b>	<b>253</b>	<b>282</b>	<b>294</b>	<b>251</b>	<b>245</b>	<b>217</b>	<b>2846</b>
<b>Property Crime</b>													
Burglary/B & E	169	153	132	146	172	172	198	172	190	171	168	115	1958
Larceny	762	642	720	740	905	889	845	999	874	940	845	774	9935
Stolen Vehicle	77	78	60	80	102	113	75	111	99	108	100	98	1101
<b>Property Crime</b>	<b>1008</b>	<b>873</b>	<b>912</b>	<b>966</b>	<b>1179</b>	<b>1174</b>	<b>1118</b>	<b>1282</b>	<b>1163</b>	<b>1219</b>	<b>1113</b>	<b>987</b>	<b>12994</b>
<b>TOTAL</b>	<b>1246</b>	<b>1020</b>	<b>1137</b>	<b>1191</b>	<b>1425</b>	<b>1397</b>	<b>1371</b>	<b>1564</b>	<b>1457</b>	<b>1470</b>	<b>1358</b>	<b>1204</b>	<b>15840</b>

These figures represent the data extracted from the LRPD's Records Management System and can fluctuate from month-to-month as incidents are investigated further and possibly reclassified.

# Year-to-Date 2018

## 2018 Part I Offenses by Month



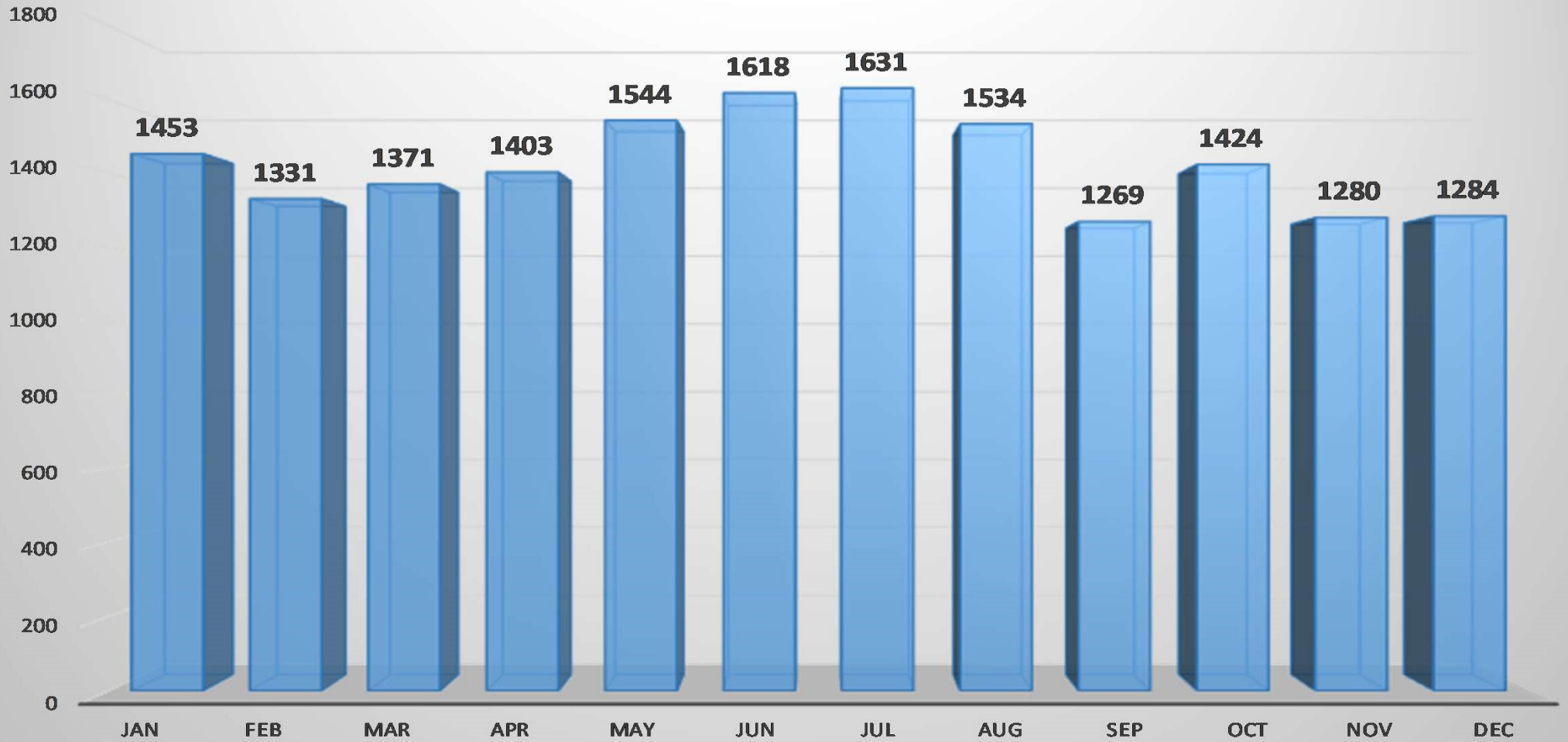
# 2017

OFFENSE	Jan	Feb	Mar	Apr	May	Jun	Jul	Aug	Sep	Oct	Nov	Dec	TOTAL
All Homicide Offenses	3	3	7	3	7	0	10	8	0	4	2	5	52
Forcible Rape	14	10	15	16	12	21	13	16	8	9	17	15	166
Robbery	55	35	29	45	45	46	36	52	27	32	44	53	499
Aggravated Assault	231	179	235	267	217	267	227	200	183	197	190	166	2559
<b>Violent Crime</b>	<b>303</b>	<b>227</b>	<b>286</b>	<b>331</b>	<b>281</b>	<b>334</b>	<b>286</b>	<b>276</b>	<b>218</b>	<b>242</b>	<b>253</b>	<b>239</b>	<b>3276</b>
Burglary/B & E	173	219	170	200	222	222	211	195	156	198	169	178	2313
Larceny	858	794	822	775	950	960	1023	973	813	902	773	805	10448
Stolen Vehicle	119	91	93	97	91	102	111	90	82	82	85	62	1105
<b>Property Crime</b>	<b>1150</b>	<b>1104</b>	<b>1085</b>	<b>1072</b>	<b>1263</b>	<b>1284</b>	<b>1345</b>	<b>1258</b>	<b>1051</b>	<b>1182</b>	<b>1027</b>	<b>1045</b>	<b>13866</b>
<b>TOTAL</b>	<b>1453</b>	<b>1331</b>	<b>1371</b>	<b>1403</b>	<b>1544</b>	<b>1618</b>	<b>1631</b>	<b>1534</b>	<b>1269</b>	<b>1424</b>	<b>1280</b>	<b>1284</b>	<b>17142</b>

These figures represent the data extracted from the LRPD's Records Management System and can fluctuate from month-to-month as incidents are investigated further and possibly reclassified.

2017

## 2017 Part I Offenses by Month



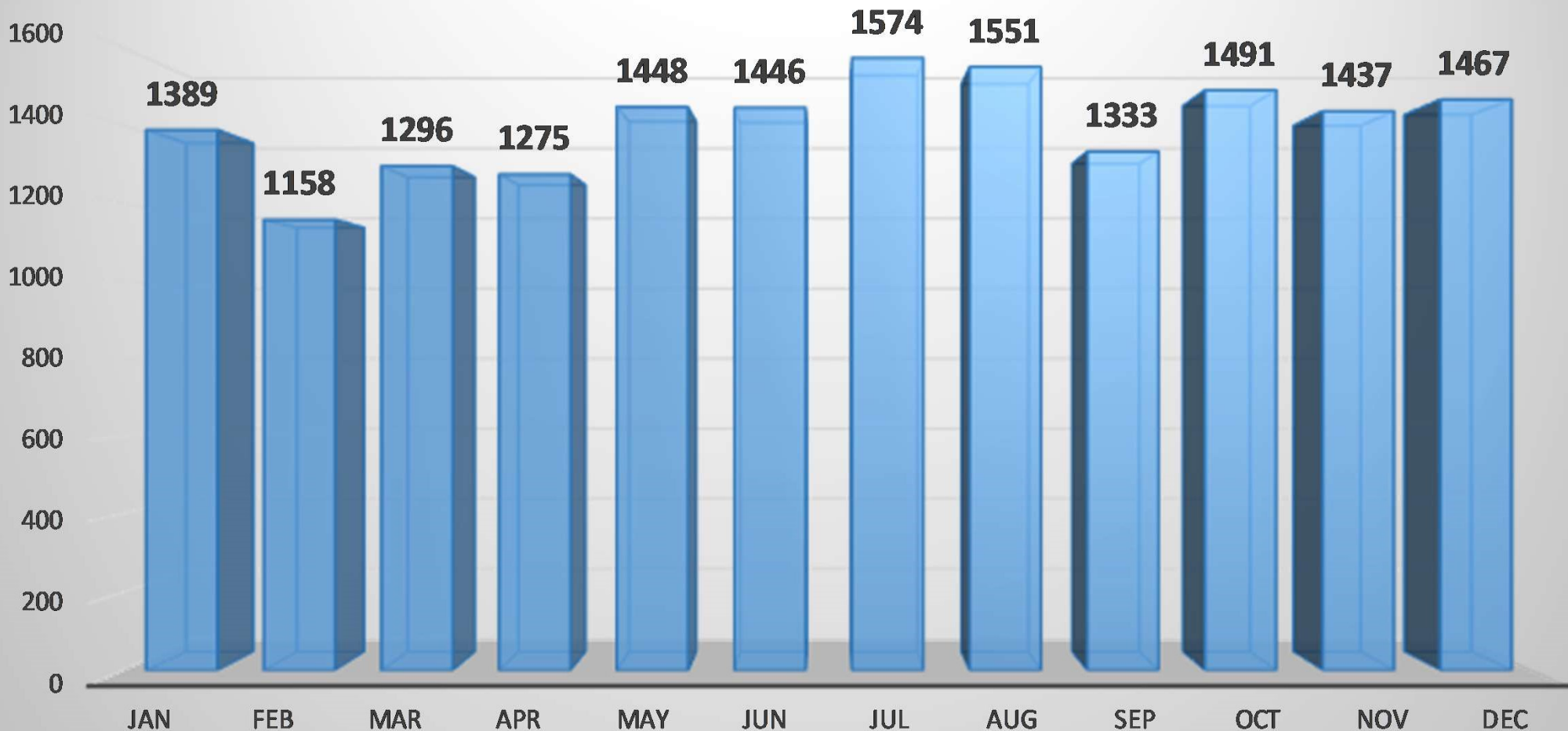
# 2016

OFFENSE	Jan	Feb	Mar	Apr	May	Jun	Jul	Aug	Sep	Oct	Nov	Dec	TOTAL
All Homicide Offenses	5	2	0	3	2	4	2	3	7	2	8	4	42
Forcible Rape	14	11	15	9	12	9	15	11	12	19	7	9	143
Robbery	64	39	46	36	72	51	64	49	42	73	75	48	659
Aggravated Assault	219	146	179	151	159	184	205	187	158	195	211	230	2224
<b>Violent Crime</b>	<b>302</b>	<b>198</b>	<b>240</b>	<b>199</b>	<b>245</b>	<b>248</b>	<b>286</b>	<b>250</b>	<b>219</b>	<b>289</b>	<b>301</b>	<b>291</b>	<b>3068</b>
<b>Burglary/B &amp; E</b>	<b>166</b>	<b>134</b>	<b>152</b>	<b>136</b>	<b>196</b>	<b>192</b>	<b>191</b>	<b>220</b>	<b>191</b>	<b>182</b>	<b>224</b>	<b>241</b>	<b>2225</b>
<b>Larceny</b>	<b>810</b>	<b>748</b>	<b>818</b>	<b>846</b>	<b>929</b>	<b>895</b>	<b>999</b>	<b>966</b>	<b>833</b>	<b>910</b>	<b>823</b>	<b>838</b>	<b>10415</b>
<b>Stolen Vehicle</b>	<b>111</b>	<b>78</b>	<b>86</b>	<b>94</b>	<b>78</b>	<b>111</b>	<b>98</b>	<b>115</b>	<b>90</b>	<b>110</b>	<b>89</b>	<b>97</b>	<b>1157</b>
<b>Property Crime</b>	<b>1087</b>	<b>960</b>	<b>1056</b>	<b>1076</b>	<b>1203</b>	<b>1198</b>	<b>1288</b>	<b>1301</b>	<b>1114</b>	<b>1202</b>	<b>1136</b>	<b>1176</b>	<b>13797</b>
<b>TOTAL</b>	<b>1389</b>	<b>1158</b>	<b>1296</b>	<b>1275</b>	<b>1448</b>	<b>1446</b>	<b>1574</b>	<b>1551</b>	<b>1333</b>	<b>1491</b>	<b>1437</b>	<b>1467</b>	<b>16865</b>

These figures represent the data extracted from the LRPD's Records Management System and can fluctuate from month-to-month as incidents are investigated further and possibly reclassified.

2016

# Part I Offenses - 2016



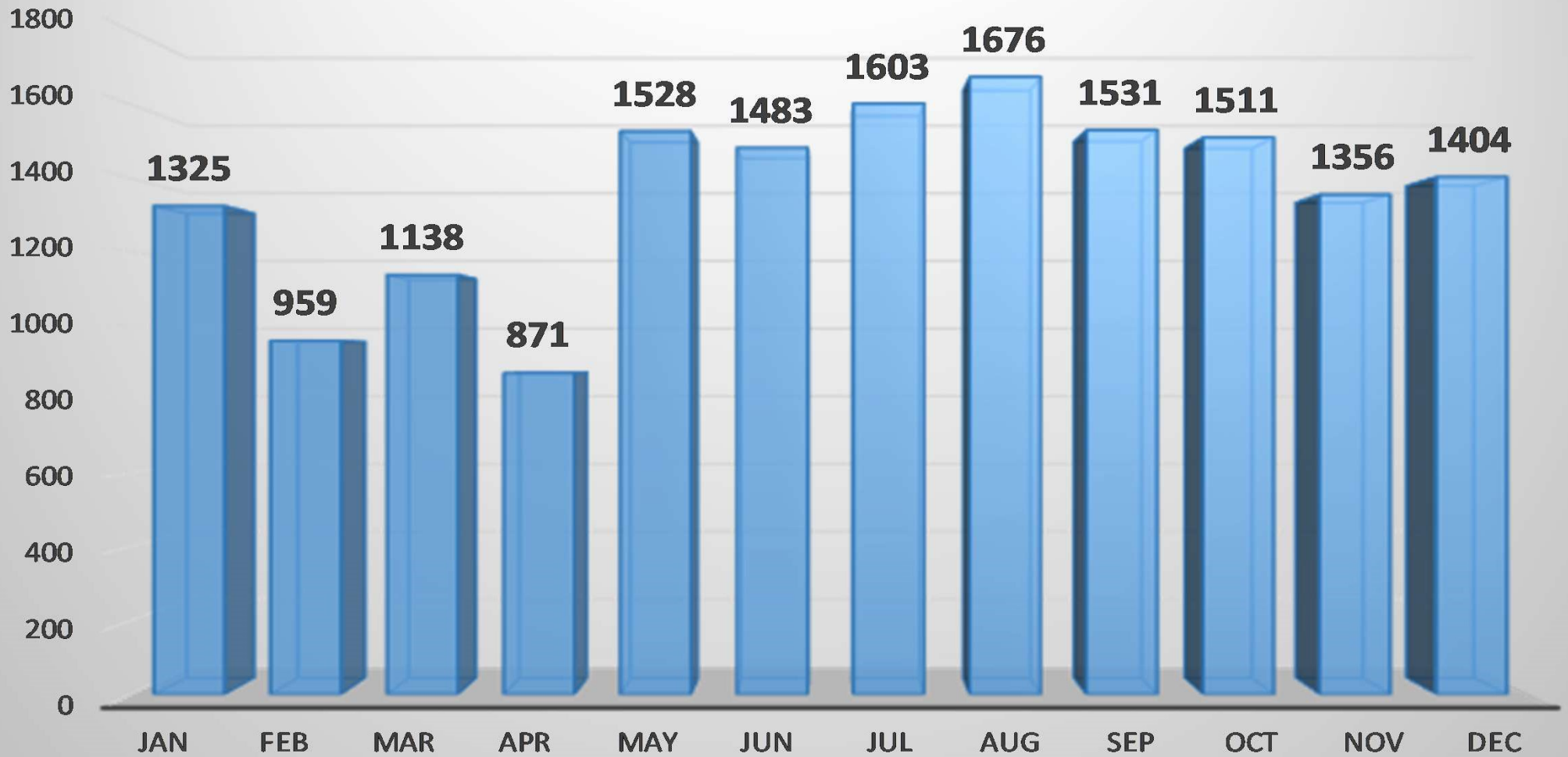
# 2015

OFFENSE	Jan	Feb	Mar	Apr	May	Jun	Jul	Aug	Sep	Oct	Nov	Dec	TOTAL
All Homicide Offenses	2	3	0	5	1	2	4	2	4	0	4	3	30
Forcible Rape	11	7	10	10	21	11	13	20	15	20	9	13	160
Robbery	83	43	45	26	65	50	63	65	68	64	55	52	679
Aggravated Assault	108	86	119	106	202	160	193	234	256	190	160	191	2005
<b>Violent Crime</b>	<b>204</b>	<b>139</b>	<b>174</b>	<b>147</b>	<b>289</b>	<b>223</b>	<b>273</b>	<b>321</b>	<b>343</b>	<b>274</b>	<b>228</b>	<b>259</b>	<b>2874</b>
Burglary/B & E	261	156	176	116	185	175	188	215	199	226	198	189	2284
Larceny	798	604	718	541	1008	1025	1078	1059	901	921	850	878	10381
Stolen Vehicle	62	60	70	67	46	60	64	81	88	90	80	78	846
<b>Property Crime</b>	<b>1121</b>	<b>820</b>	<b>964</b>	<b>724</b>	<b>1239</b>	<b>1260</b>	<b>1330</b>	<b>1355</b>	<b>1188</b>	<b>1237</b>	<b>1128</b>	<b>1145</b>	<b>13511</b>
<b>TOTAL</b>	<b>1325</b>	<b>959</b>	<b>1138</b>	<b>871</b>	<b>1528</b>	<b>1483</b>	<b>1603</b>	<b>1676</b>	<b>1531</b>	<b>1511</b>	<b>1356</b>	<b>1404</b>	<b>16385</b>

These figures represent the data extracted from the LRPD's Records Management System and can fluctuate from month-to-month as incidents are investigated further and possibly reclassified.



# Part I Offenses - 2015



# 2014

OFFENSE	Jan	Feb	Mar	Apr	May	Jun	Jul	Aug	Sep	Oct	Nov	Dec	TOTAL
All Homicide Offenses	6	4	1	11	3	3	2	3	0	5	2	4	44
Forcible Rape	8	9	9	11	13	15	12	15	16	12	7	6	133
Robbery	66	68	62	61	59	48	62	63	60	70	47	75	741
Aggravated Assault	137	108	201	126	154	216	194	172	149	187	144	146	1934
<b>Violent Crime</b>	<b>217</b>	<b>189</b>	<b>273</b>	<b>209</b>	<b>229</b>	<b>282</b>	<b>270</b>	<b>253</b>	<b>225</b>	<b>274</b>	<b>200</b>	<b>231</b>	<b>2852</b>
Burglary/B & E	205	159	223	184	208	166	196	199	223	253	224	230	2470
Larceny	843	698	769	872	858	871	969	938	906	859	774	867	10224
Stolen Vehicle	63	49	60	84	81	80	59	75	76	87	94	79	887
<b>Property Crime</b>	<b>1111</b>	<b>906</b>	<b>1052</b>	<b>1140</b>	<b>1147</b>	<b>1117</b>	<b>1224</b>	<b>1212</b>	<b>1205</b>	<b>1199</b>	<b>1092</b>	<b>1176</b>	<b>13581</b>
<b>TOTAL</b>	<b>1328</b>	<b>1095</b>	<b>1325</b>	<b>1349</b>	<b>1376</b>	<b>1399</b>	<b>1494</b>	<b>1465</b>	<b>1430</b>	<b>1473</b>	<b>1292</b>	<b>1407</b>	<b>16433</b>

These figures represent the data extracted from the LRPD's Records Management System and can fluctuate from month-to-month as incidents are investigated further and possibly reclassified.

# Part I Offenses - 2014

