

# LITTLE ROCK POLICE DEPT

12<sup>TH</sup> STREET STATION DIVISION

**MAJOR ERIC HINSLEY**

Division Commander



**CLR**

#FORWARDTOGETHER

# 12<sup>TH</sup> STREET STATION DIVISION

## 4<sup>TH</sup> QUARTER 2023 NEIGHBORHOOD MEETING

### Agenda

- Division Personnel
- Quarterly Crime Statistics
- Questions



**CLR**  
#FORWARDTOGETHER

# 12<sup>TH</sup> STREET STATION DIVISION ORGANIZATION

Bureau Chief



Assistant Chief André Dyer

Division  
Commander



Major Eric Hinsley

Days  
Commander



Lt. James Wheeler

3-11  
Commander



Lt. Kendel Cole

Midnight  
Commander



Lt. Ashley Harris

Relief  
Commander



Lt. Spurgeon Leavy

River Market  
Commander



Lt. Kari Reid

**CLR**

#FORWARDTOGETHER

# 12<sup>TH</sup> STREET STATION PERSONNEL

1 – Major

5 – Lieutenants

12 – Sergeants

1 – K9 Officers

61 – Regular Patrol Officers  
(18 of the 61 are PPO's)

15 – River Market

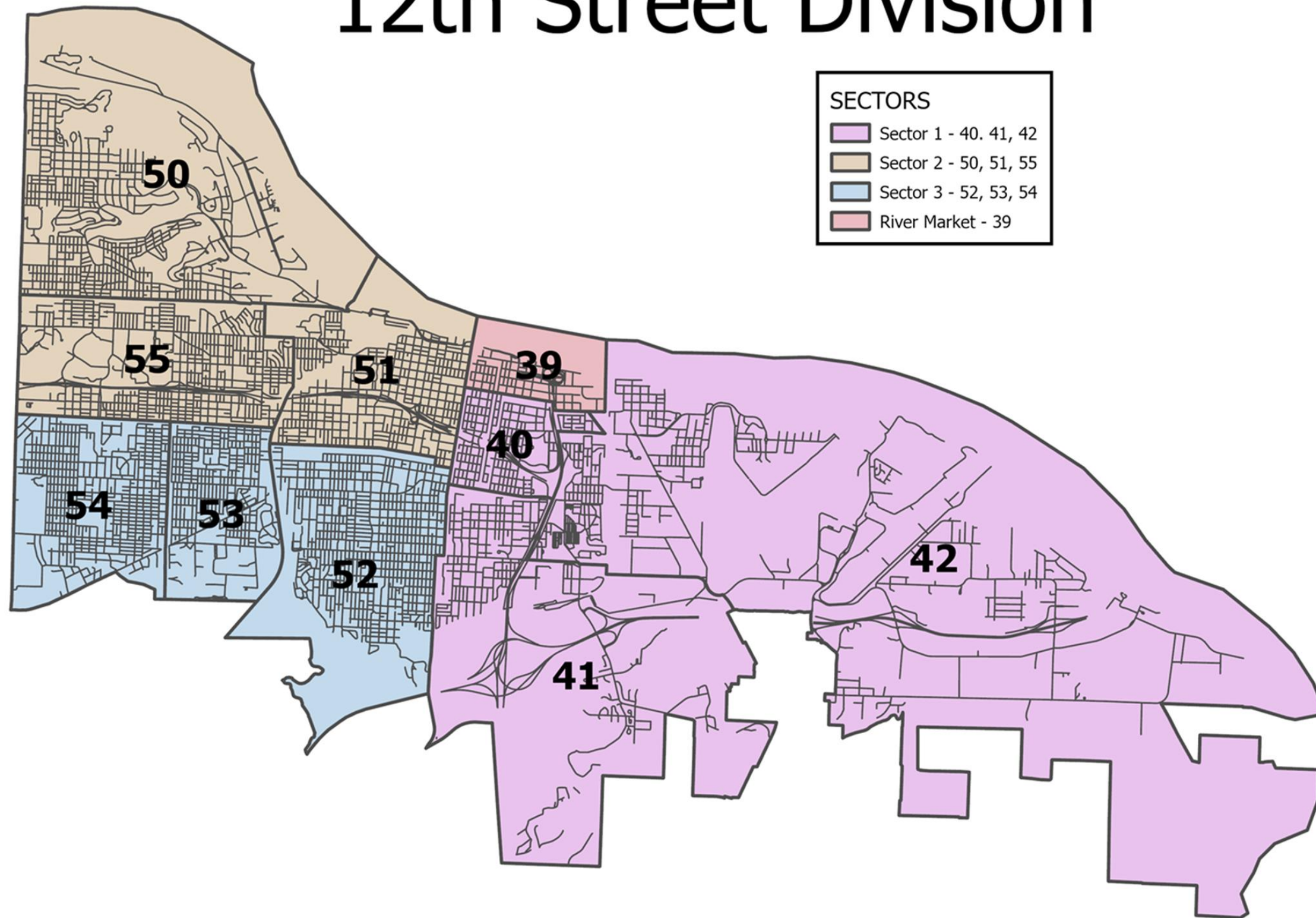
**94** – Total Sworn

**CLR**

#FORWARDTOGETHER



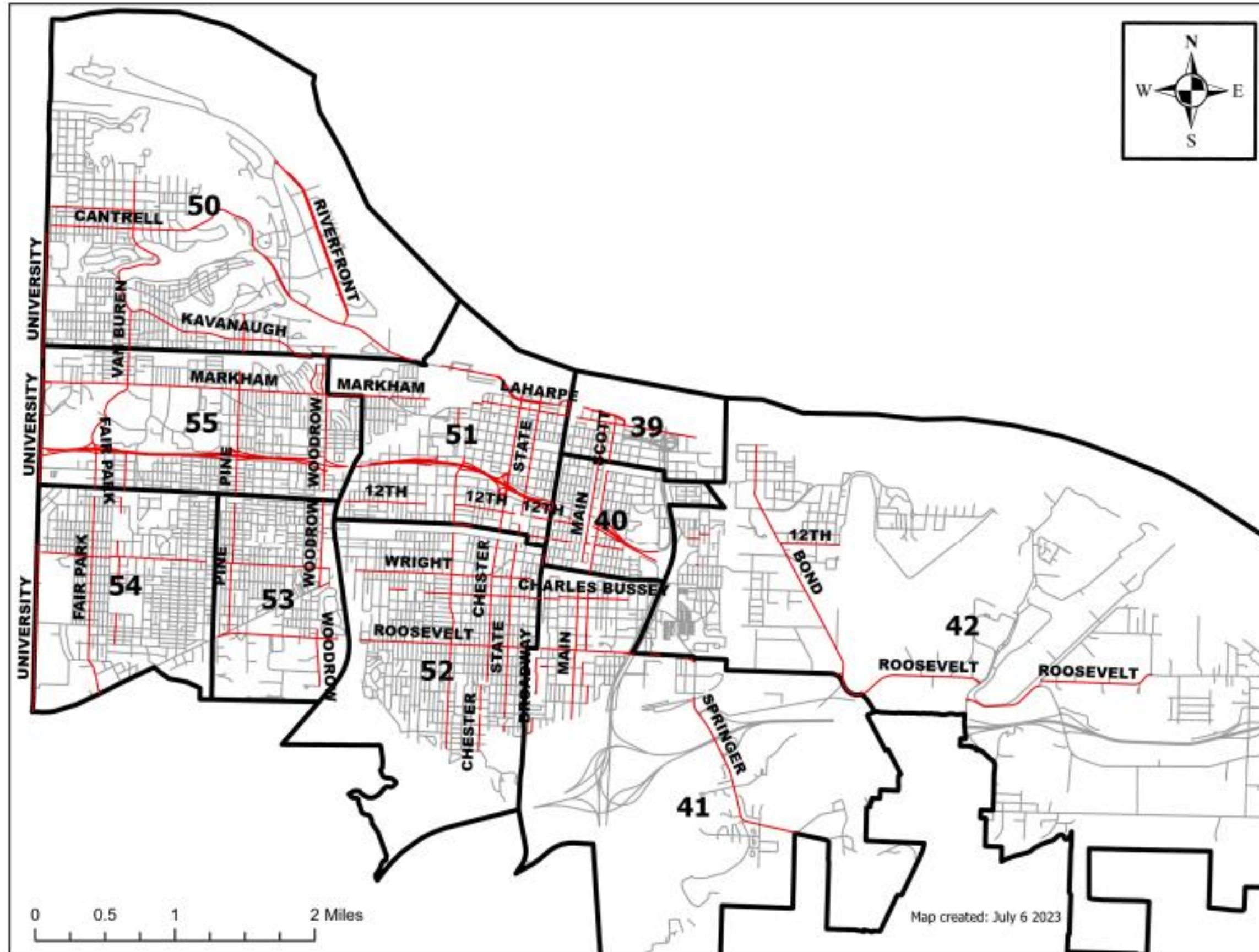
# 12th Street Division



**CLR**

#FORWARDTOGETHER





**CLR**  
#FORWARDTOGETHER

# Top 10 Calls for Service

## 4<sup>th</sup> Quarter 2023

Call Type	911-Emergency	Non-Emergency	Alarm	Officer Initiated	Grand Total
DISTURBANCE (MC)	1296	439		15	1750
TRAFFIC STOP		18	1	1258	1277
POLICE - ACCIDENT (MC)	539	216		16	772
CHECK CONDITION OF SUBJECT	400	299		4	703
ASSIST MEDICAL	429	162		1	592
SUSPICIOUS PERSON	403	177		3	583
PROPERTY CHECK	78	167		300	545
BURGLAR ALARM	25	346	160	1	532
VEHICLE (MC)	163	310	1	38	512
BATTERY (MC)	328	108		1	437

**CLR**

#FORWARDTOGETHER

# Citywide Response Times

## 4<sup>th</sup> Quarter 2023



### Little Rock Police Department Response Times by Division and Shift

Start Date: 10/1/2023 - End Date: 12/31/2023 11:59:59 PM

	Create To Dispatch	Units Dispatched	Dispatch To On Scene	Units Reported	% Reported	Dispatch To Closed
<b>12</b>						
0700 - 1500	0:00:15:56	3,674	0:00:11:25	2,141	58%	0:00:54:26
1500 - 2300	0:00:14:20	5,519	0:00:09:03	3,496	63%	0:00:44:17
2300 - 0700	0:00:06:28	2,163	0:00:08:22	1,307	60%	0:00:46:16
<b>12 Totals</b>	<b>0:00:13:27</b>	<b>11,356</b>	<b>0:00:09:43</b>	<b>6,944</b>	<b>61%</b>	<b>0:00:48:02</b>
<b>NW</b>						
0700 - 1500	0:00:15:55	3,186	0:00:12:10	2,052	64%	0:00:54:04
1500 - 2300	0:00:18:59	4,458	0:00:12:59	2,751	62%	0:00:48:49
2300 - 0700	0:00:05:38	1,583	0:00:10:12	969	61%	0:00:51:56
<b>NW Totals</b>	<b>0:00:15:53</b>	<b>9,227</b>	<b>0:00:12:15</b>	<b>5,772</b>	<b>63%</b>	<b>0:00:51:11</b>
<b>SW</b>						
0700 - 1500	0:00:13:01	3,243	0:00:09:45	2,017	62%	0:00:57:06
1500 - 2300	0:00:14:15	5,323	0:00:09:13	3,229	61%	0:00:41:19
2300 - 0700	0:00:07:40	2,077	0:00:08:59	1,203	58%	0:00:46:45
<b>SW Totals</b>	<b>0:00:12:41</b>	<b>10,643</b>	<b>0:00:09:21</b>	<b>6,449</b>	<b>61%</b>	<b>0:00:47:22</b>
<b>City Wide</b>	<b>0:00:13:57</b>	<b>31,226</b>	<b>0:00:10:24</b>	<b>19,165</b>	<b>61%</b>	<b>0:00:48:48</b>

Call Source(s):911

1/8/2024 12:10:38 PM

# CLR

#FORWARDTOGETHER

# Part I Offense Comparison Chart

## 4<sup>th</sup> Quarter 2023

Part I Offense Comparison - 12th St. Station Division			
Oct - Dec 2023 v 2022			
Part I Offense	12th ST		2023 v 2022
	2023	2022	% change
All Homicide Offenses	9	6	50%
Forcible Rape	22	25	-12%
Robbery	28	37	-24%
Aggravated Assault	247	249	-1%
Violent Crime	306	317	-3%
Burglary/B & E	159	108	47%
Larceny/Theft	562	543	3%
Motor Vehicle Theft	77	93	-17%
Property Crime	798	744	7%
TOTAL	1104	1061	4%

**CLR**

#FORWARDTOGETHER



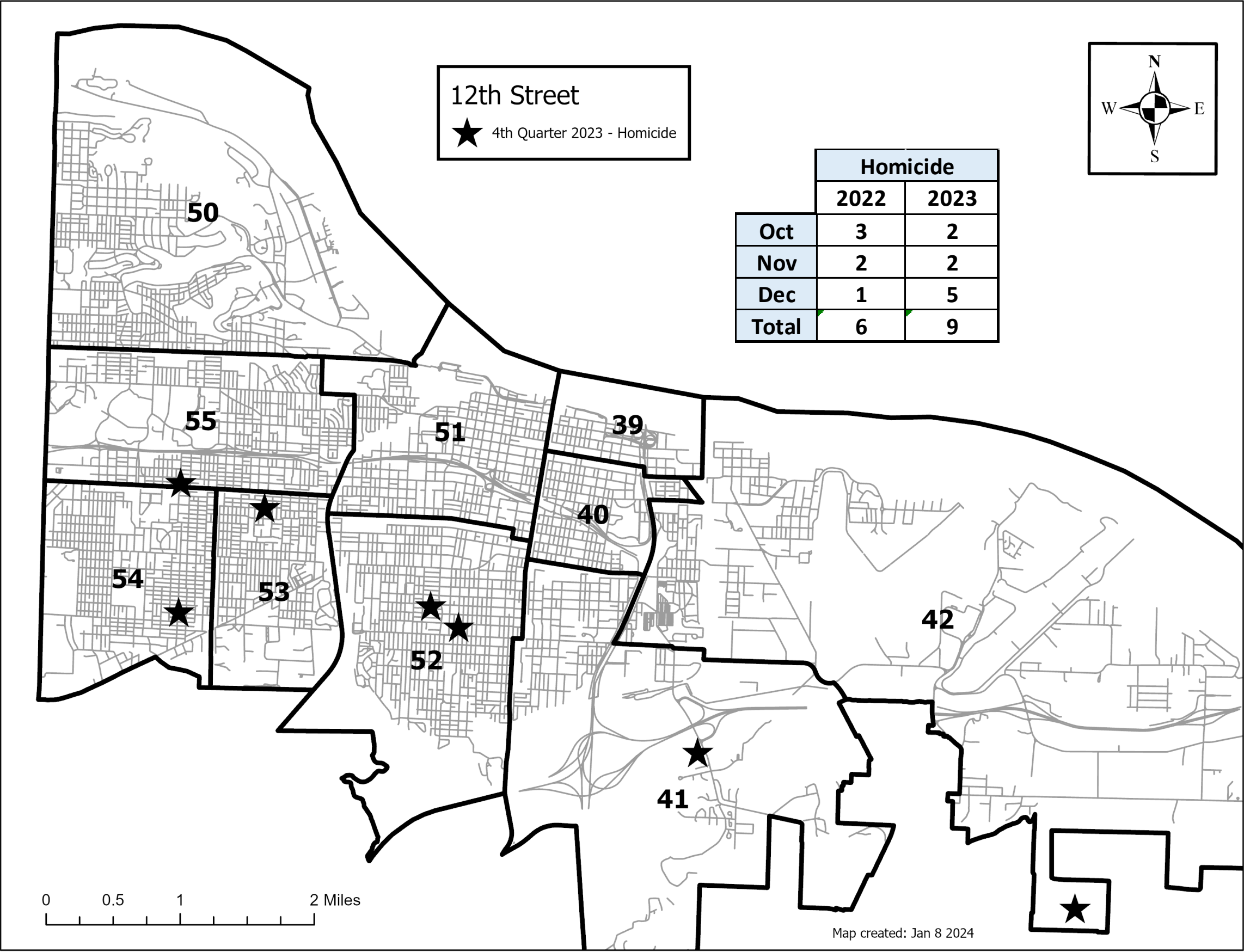
# Part I Offense Comparison Chart

## Jan - Dec 2023

Part I Offense Comparison - 12th St. Station Division															
Jan 1 - Dec 31 2023 v 2022															
PART I INCIDENT	12th ST		2023 v2022	Last 5 Years		YTD 2023 - BY DISTRICT									
	2023	2022	% change	Avg.	% change	39	40	41	42	50	51	52	53	54	55
All Homicide Offenses	28	30	-7%	22	26%	0	1	3	2	0	6	5	6	3	2
Forcible Rape	78	83	-6%	75	3%	1	5	6	5	4	3	5	18	7	24
Robbery	140	150	-7%	149	-6%	16	12	12	10	5	12	19	18	19	17
Aggravated Assault	961	1179	-18%	1048	-8%	27	51	84	105	22	60	157	100	219	136
Violent Crime	1207	1442	-16%	1294	-7%	44	69	105	122	31	81	186	142	248	179
				VC% by district		4%	6%	9%	10%	3%	7%	15%	12%	21%	15%
Burglary/B & E	581	545	7%	550	6%	14	52	55	27	42	40	80	65	134	72
Larceny/Theft	2283	2286	0%	2520	-9%	169	297	143	188	371	176	240	150	251	298
Motor Vehicle Theft	311	364	-15%	360	-14%	12	35	25	70	20	27	38	28	28	28
Property Crime	3175	3195	-1%	3430	-7%	195	384	223	285	433	243	358	243	413	398
				PC% by district		6%	12%	7%	9%	14%	8%	11%	8%	13%	13%
TOTAL	4382	4637	-5%	4724	-7%	239	453	328	407	464	324	544	385	661	577
				TC% by district		5%	10%	7%	9%	11%	7%	12%	9%	15%	13%

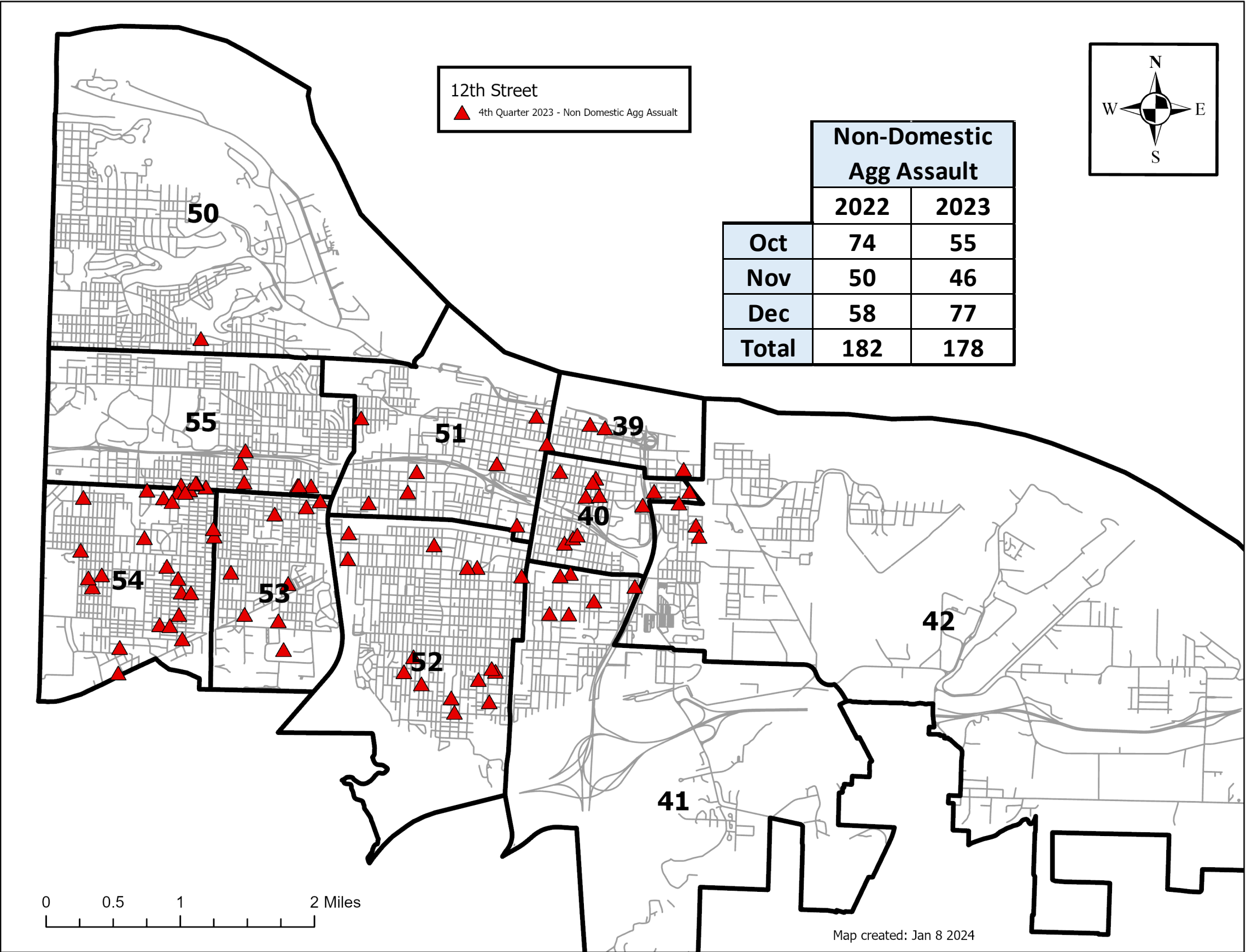
**CLR**

#FORWARDTOGETHER

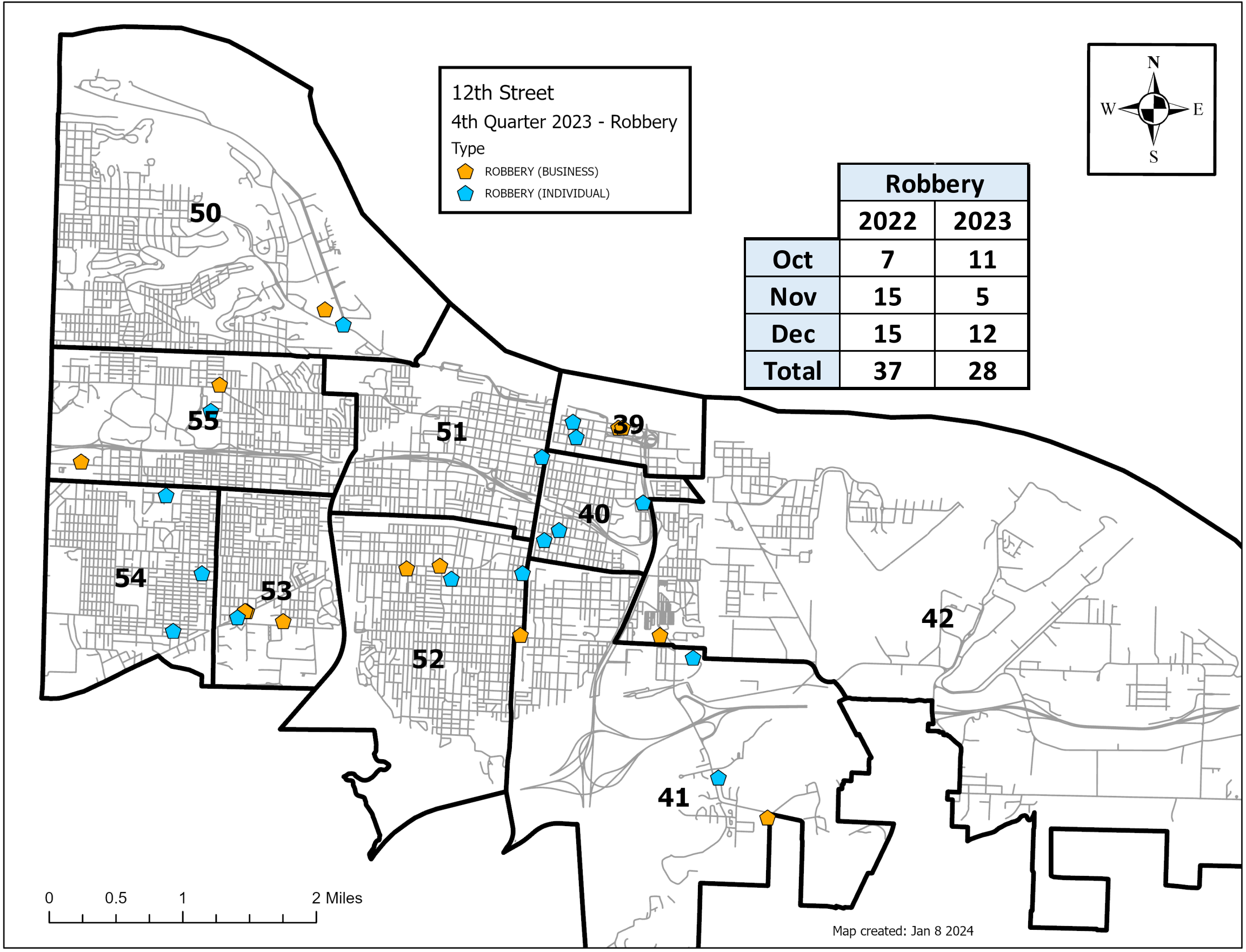


**CLR**

#FORWARDTOGETHER

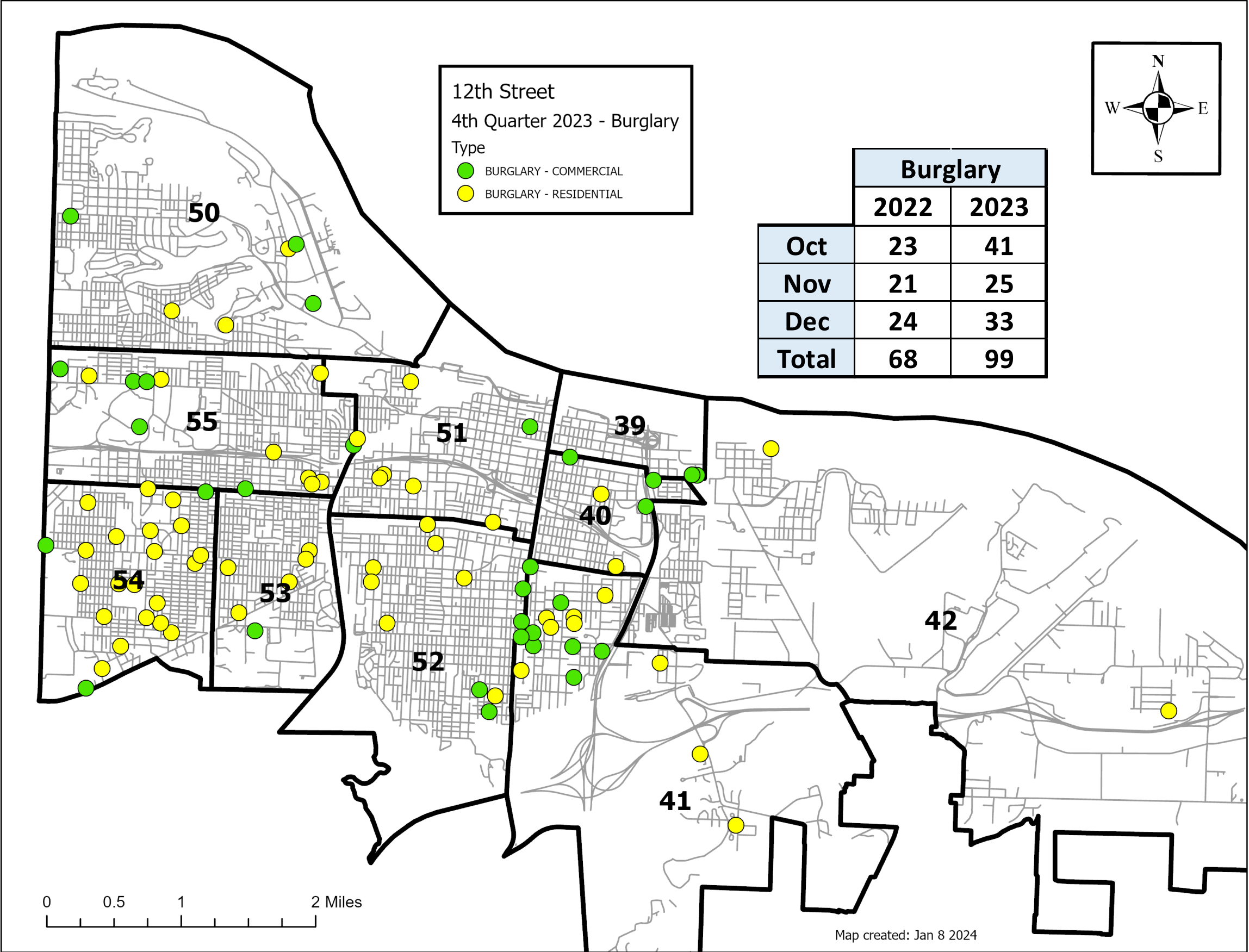






CLR

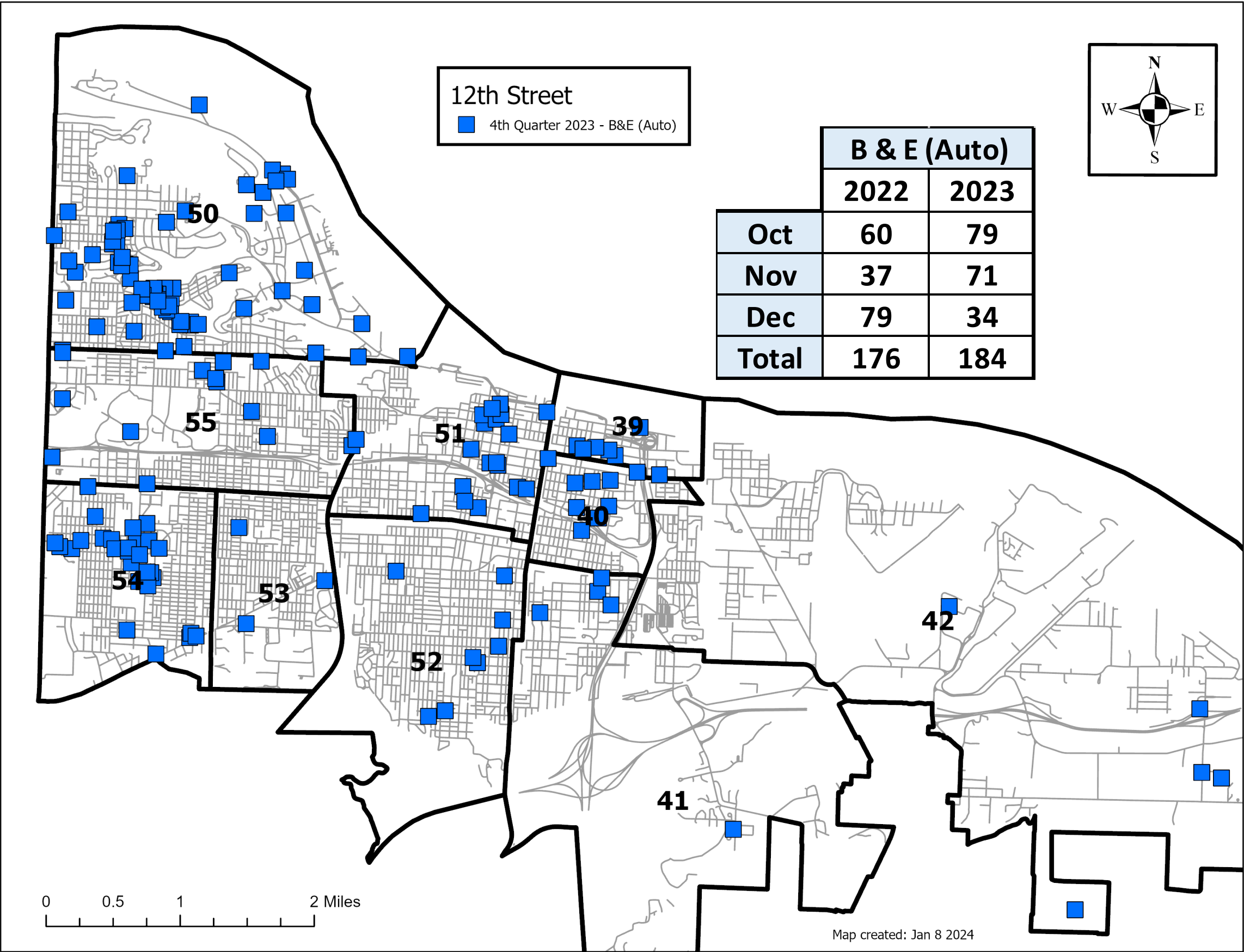
#FORWARDTOGETHER



CLR

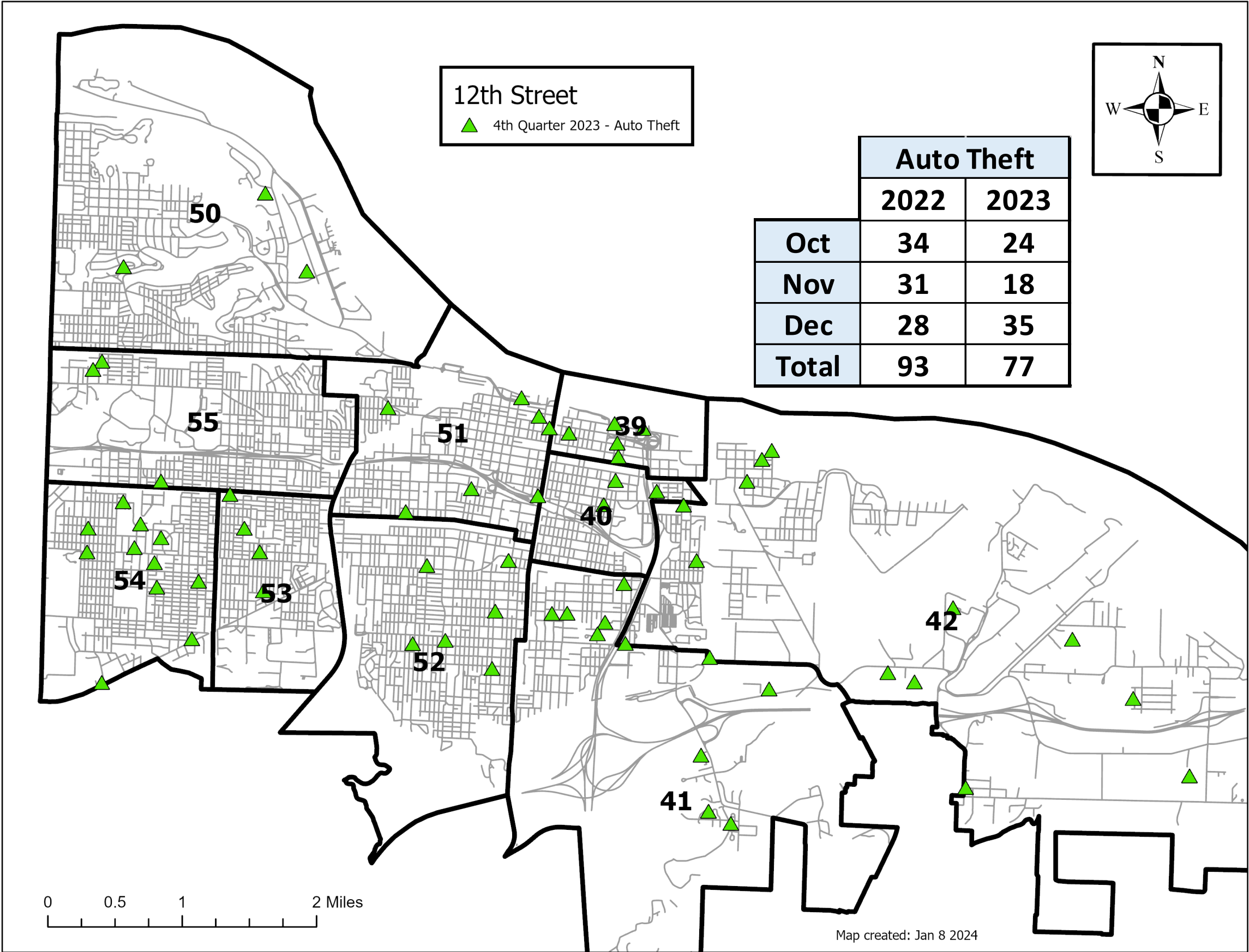
#FORWARDTOGETHER





CLR

#FORWARDTOGETHER





CLR

#FORWARDTOGETHER

# Officer Activity

## 4<sup>th</sup> Quarter 2023

OFFICER INITIATED ACTIVITY	
Type 	Total
TRAFFIC STOP	1252
CITIZEN CONTACT	139
SUBJECT STOP	89
Grand Total	1480

ARRESTS	
Type 	Total
FELONY	179
MISD	463
Grand Total	642

**CLR**

#FORWARDTOGETHER

# 12<sup>th</sup> Street Station Division

**Major Eric Hinsely**  
**Little Rock Police Department**  
**[ehinsley@littlerock.gov](mailto:ehinsley@littlerock.gov)**  
**Office Phone 404-3082**

**Chief Heath Helton**  
**Little Rock Police Department**  
**[hhelton@littlerock.gov](mailto:hhelton@littlerock.gov)**  
**Office Phone 371-4621**

**CLR**

**#FORWARDTOGETHER**



# Presentation can be found at:

[www.littlerock.gov/residents/police-department/crime-stats](http://www.littlerock.gov/residents/police-department/crime-stats)



**CLR**

#FORWARDTOGETHER



# QUESTIONS?



**CLR**  
#FORWARDTOGETHER