

Little Rock Public Works Department

2024 Street Condition Book (Conditions Only)



MADE IN THE USA
PATENTED
© 2024
Protected by US Patents:
10,533,864, 11,335,381, 11,460,981
and others. For a full list, contact:
(479) 422-7687



(479) 422-7687
FSPavement.com

EXCELLENT

- A pavement in condition EXCELLENT is in perfect condition
- No corrective maintenance or preventive maintenance is recommended

GOOD

- Preventive maintenance may be recommended
- Corrective maintenance is typically not recommended
- Pavement distress is limited to oxidation, weathering and minor climate related damage
- Structural distress (if present) is both localized and low density (<5%)

FAIR








- Preventive maintenance may be recommended
- Corrective maintenance may be recommended
- A variety of pavement distresses may be present
- Structural distress may be localized as well as global
- Global Structural damage is low severity / low density

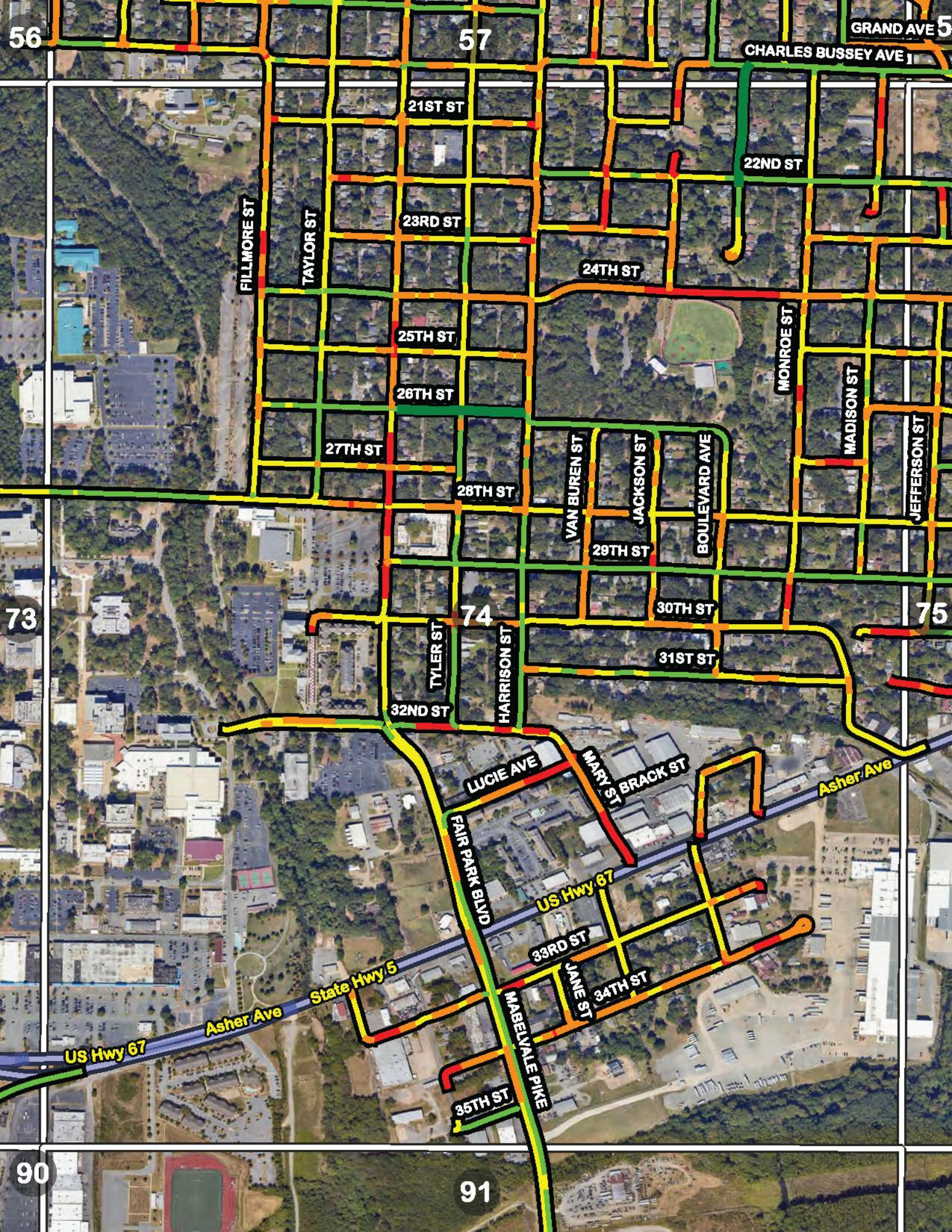
CRITICAL

- A pavement in condition CRITICAL is likely to be LOST (and require reconstruction) within 2 years
- A variety of pavement distresses may be present
- Surface and Structural distresses are typically global in nature
- A combination of corrective and preventive maintenance may be recommended

LOST

- A LOST pavement requires major M&R (Maintenance and Repair/Reconstruction)
- Shallow, Deep, and/or Full-Depth Reconstruction may be recommended

-  - Surface Distress – Low Density  - Surface Distress – Medium to High Density
 - Climate (non-structural) related distress including:
Surface Cracking, Longitudinal and Transverse Cracking, Block Cracking, Edge Cracking
Severe Weathering, Raveling, Bleeding, Scaling (PCC), Durability Cracking (PCC)
-  - Structural Distress and  - Mass Structural Distress
 - Evidence of structural/durability distress present
 - Depth of structural damage (shallow, deep) is not indicated
 - Distresses include Alligator Cracking, Rutting (High Severity), Depression (High Severity), Utility Cuts
-  - Pothole 01 and  - Pothole 02
 - Observed Pothole 01 is of higher importance than observed Pothole 02
 - Pothole 01 is a Major Pothole and is typically structural in nature
 - Pothole 02 is a minor pothole and may consist of edge conditions / small popouts
-  - Drainage / Water Issue
 - Observed drainage issues present on the pavement surface – may be a variety of causes



56

57

GRAND AVE 5

CHARLES BUSSEY AVE

21ST ST

22ND ST

23RD ST

24TH ST

FILLMORE ST

TAYLOR ST

25TH ST

26TH ST

27TH ST

28TH ST

VAN BUREN ST

JACKSON ST

BOULEVARD AVE

MONROE ST

MADISON ST

JEFFERSON ST

73

74

75

32ND ST

TYLER ST

HARRISON ST

30TH ST

29TH ST

31ST ST

LUCIE AVE

MARY ST

BRACK ST

Asher Ave

FAIR PARK BLVD

US Hwy 67

State Hwy 5

33RD ST

US Hwy 67

Asher Ave

JANE ST

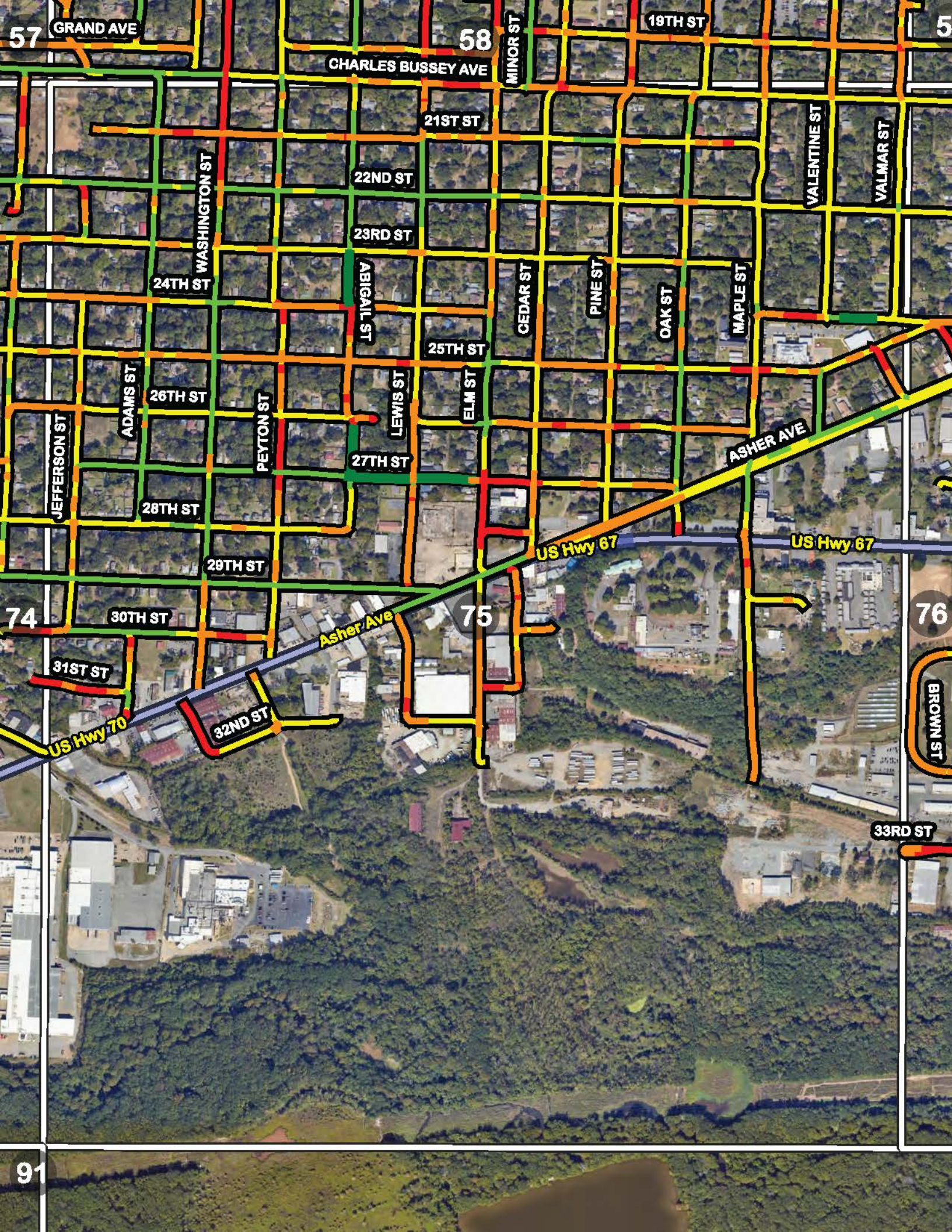
34TH ST

35TH ST

MABELVALE PIKE

90

91



57 GRAND AVE

58

19TH ST

5

CHARLES BUSSEY AVE

MINOR ST

21ST ST

22ND ST

23RD ST

24TH ST

26TH ST

28TH ST

29TH ST

74

30TH ST

31ST ST

32ND ST

75

58

US Hwy 67

US Hwy 67

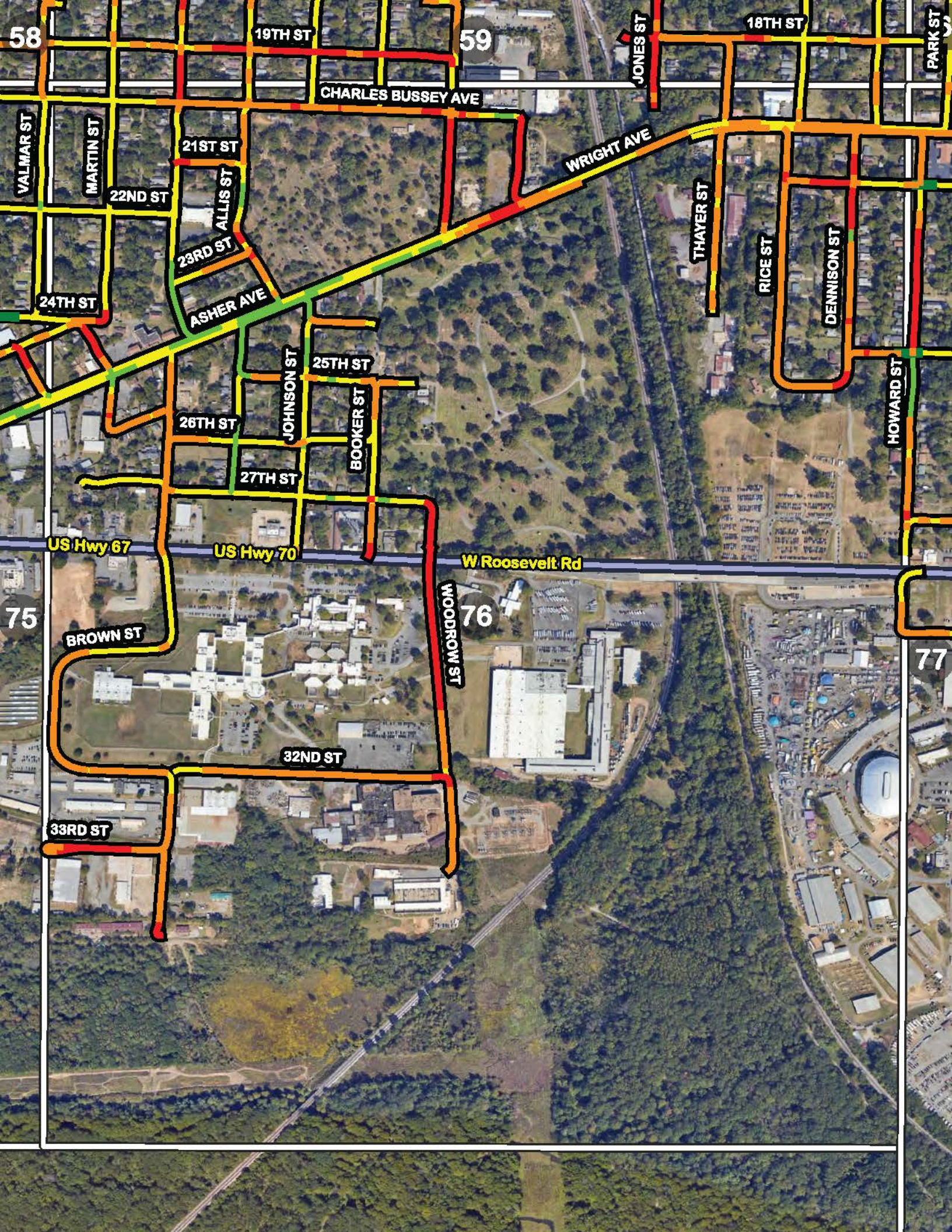
Asher Ave

76

BROWN ST

33RD ST

91



58

59

VALMAR ST

MARTIN ST

19TH ST

19TH ST

18TH ST

CHARLES BUSSEY AVE

JONES ST

PARK ST

21ST ST

WRIGHT AVE

22ND ST

THAYER ST

23RD ST

ALLIS ST

RICE ST

DENNISON ST

24TH ST

ASHER AVE

HOWARD ST

25TH ST

JOHNSON ST

BOOKER ST

26TH ST

27TH ST

US Hwy 67

US Hwy 70

W Roosevelt Rd

75

76

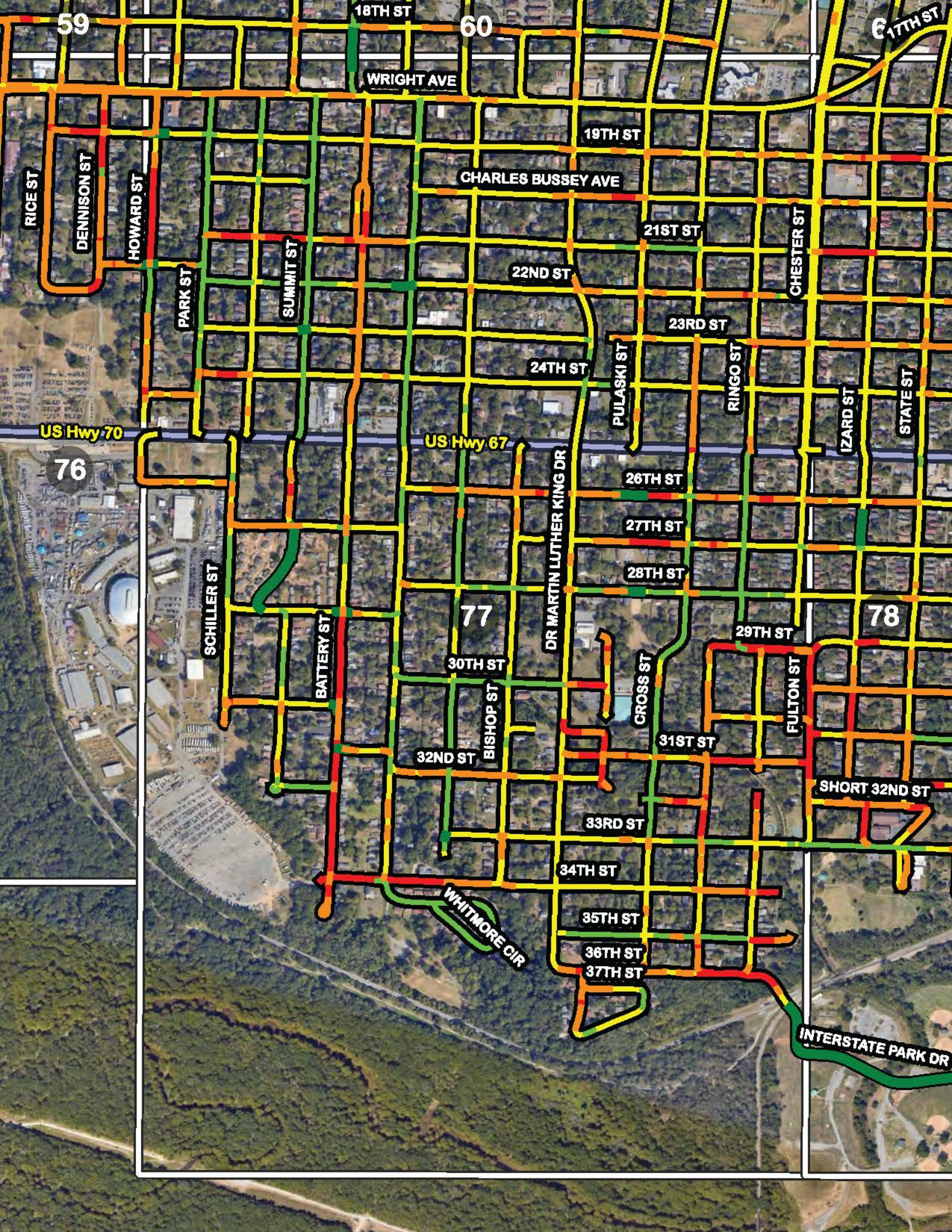
77

BROWN ST

WOODROW ST

32ND ST

33RD ST



59

18TH ST

60

617TH ST

WRIGHT AVE

19TH ST

CHARLES BUSSEY AVE

21ST ST

RICE ST

DENNISON ST

HOWARD ST

PARK ST

SUMMIT ST

22ND ST

21ST ST

CHESTER ST

23RD ST

24TH ST

PULASKI ST

RINGO ST

IZARD ST

STATE ST

US Hwy 70

US Hwy 67

76

26TH ST

27TH ST

28TH ST

77

DR MARTIN LUTHER KING DR

29TH ST

78

SCHILLER ST

BATTERY ST

30TH ST

32ND ST

BISHOP ST

31ST ST

33RD ST

34TH ST

WHITMORE CIR

35TH ST

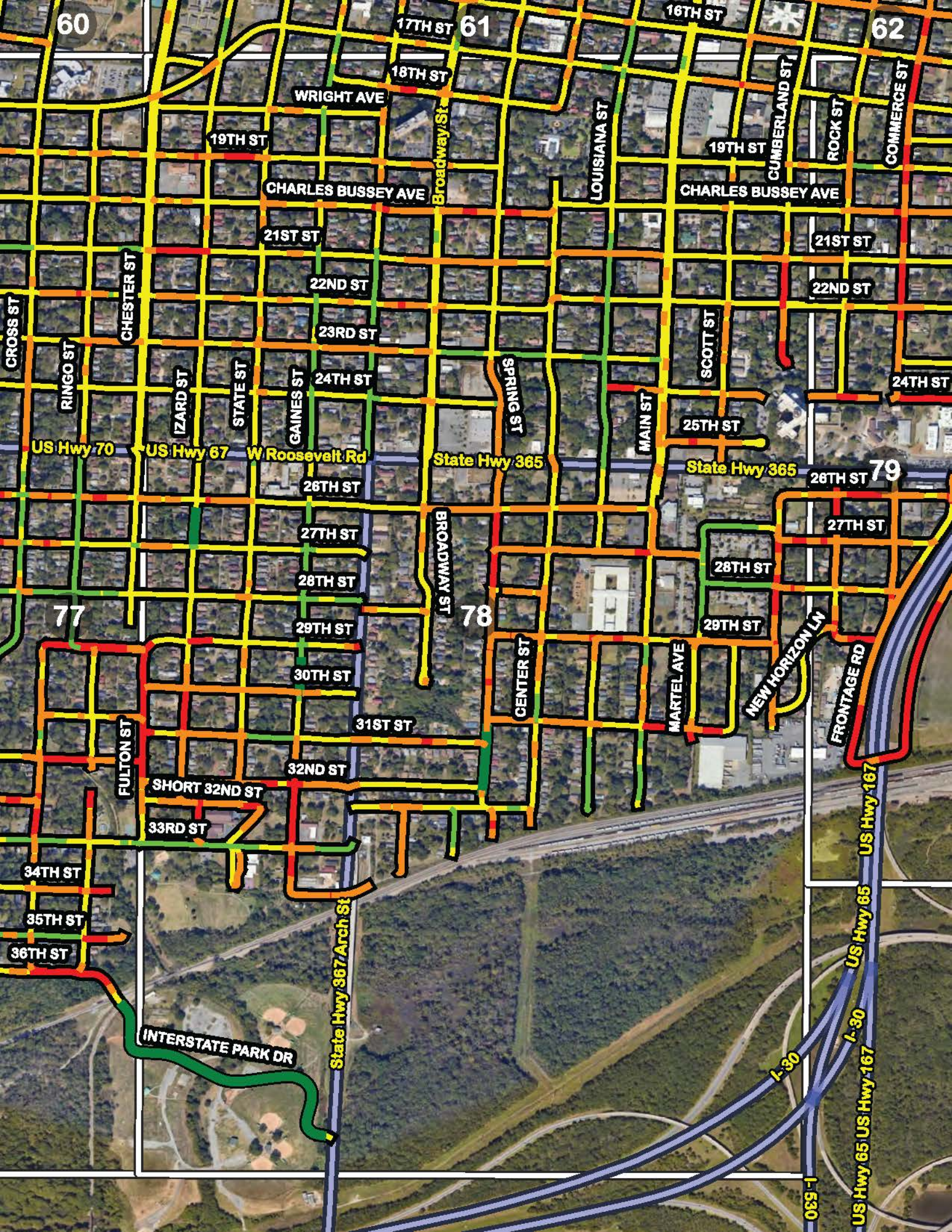
36TH ST

37TH ST

FULTON ST

SHORT 32ND ST

INTERSTATE PARK DR



60

17TH ST 61

16TH ST

62

18TH ST

WRIGHT AVE

LOUISIANA ST

19TH ST

CHARLES BUSSEY AVE

19TH ST

CUMBERLAND ST

ROCK ST

COMMERCE ST

CHARLES BUSSEY AVE

21ST ST

21ST ST

22ND ST

22ND ST

23RD ST

24TH ST

24TH ST

SPRING ST

25TH ST

US Hwy 70

US Hwy 67

W Roosevelt Rd

State Hwy 365

State Hwy 365

26TH ST

28TH ST 79

27TH ST

27TH ST

28TH ST

28TH ST

77

29TH ST

29TH ST

30TH ST

78

31ST ST

CENTER ST

MARTEL AVE

NEW HORIZON LN

FRONTAGE RD

FULTON ST

SHORT 32ND ST

32ND ST

33RD ST

34TH ST

35TH ST

36TH ST

INTERSTATE PARK DR

State Hwy 367 Arch St

US Hwy 167

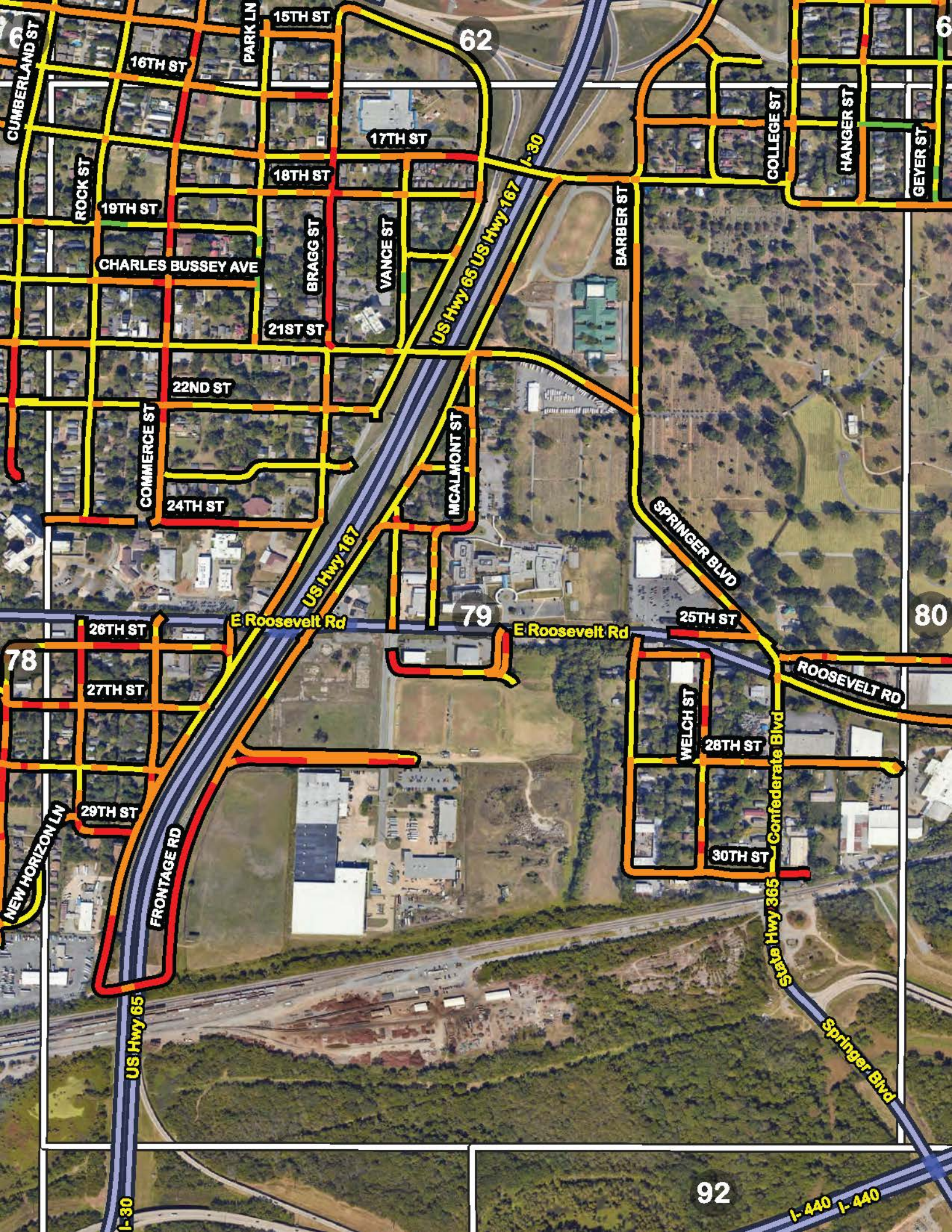
US Hwy 65

I-30

I-30

065-1

US Hwy 65 US Hwy 167



62

6

80

78

79

92

CUMBERLAND ST

16TH ST

15TH ST

PARK LN

17TH ST

18TH ST

19TH ST

CHARLES BUSSEY AVE

21ST ST

22ND ST

24TH ST

COMMERCE ST

BRAGG ST

VANCE ST

BARBER ST

US Hwy 66 US Hwy 167

MCALMONT ST

SPRINGER BLVD

26TH ST

E Roosevelt Rd

E Roosevelt Rd

25TH ST

27TH ST

ROOSEVELT RD

WELCH ST

28TH ST

Confederate Blvd

29TH ST

FRONTAGE RD

30TH ST

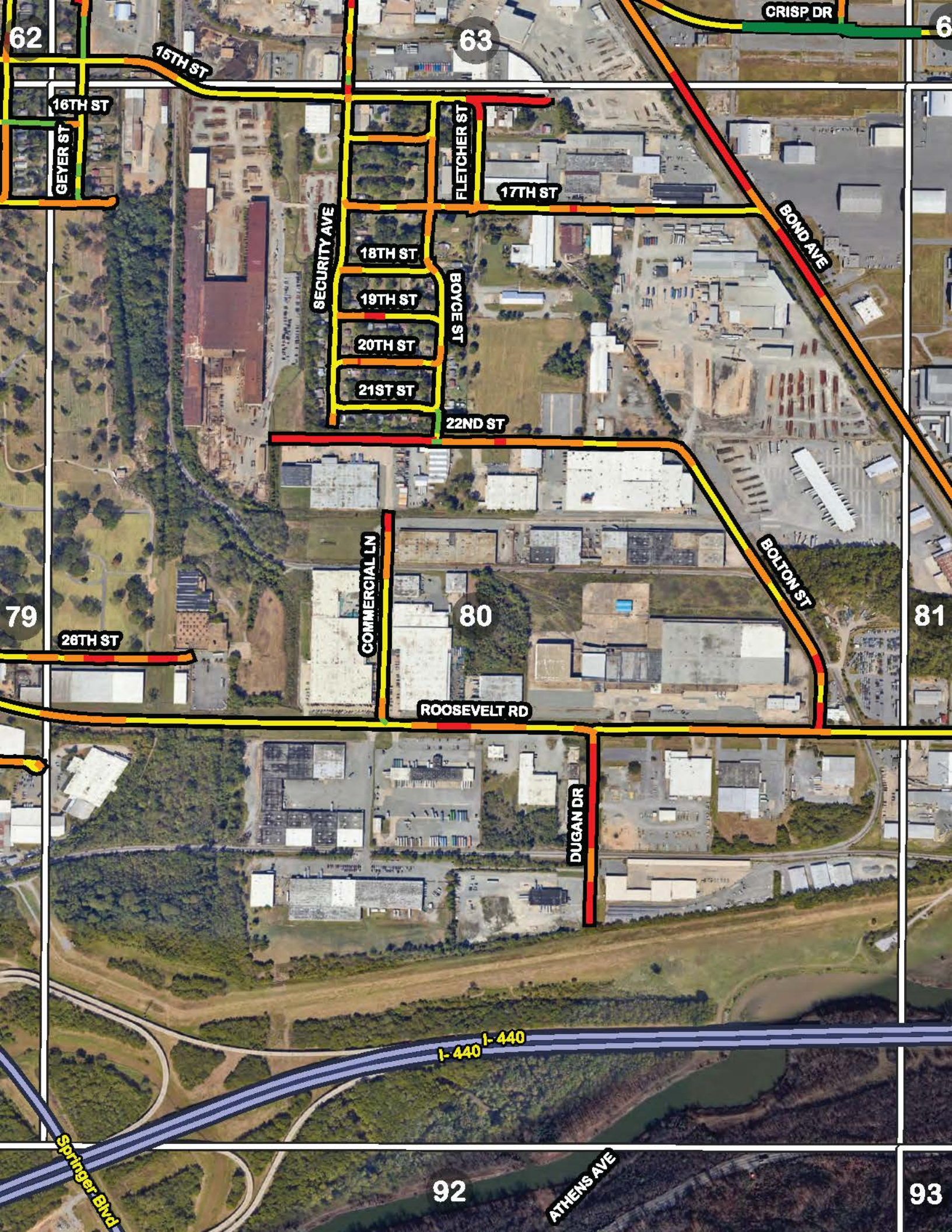
NEW HORIZON LN

US Hwy 65

Springer Blvd

I-30

I-440 I-440



62

63

6

15TH ST

16TH ST

GEYER ST

FLETCHER ST

17TH ST

18TH ST

19TH ST

20TH ST

21ST ST

22ND ST

SECURITY AVE

BOYCE ST

BOND AVE

79

80

81

26TH ST

COMMERCIAL LN

ROOSEVELT RD

BOLTON ST

DUGAN DR

I-440 I-440

Springer Blvd

92

ATHENS AVE

93

CRISP DR

63

64

6

80

81

82

92

93

94

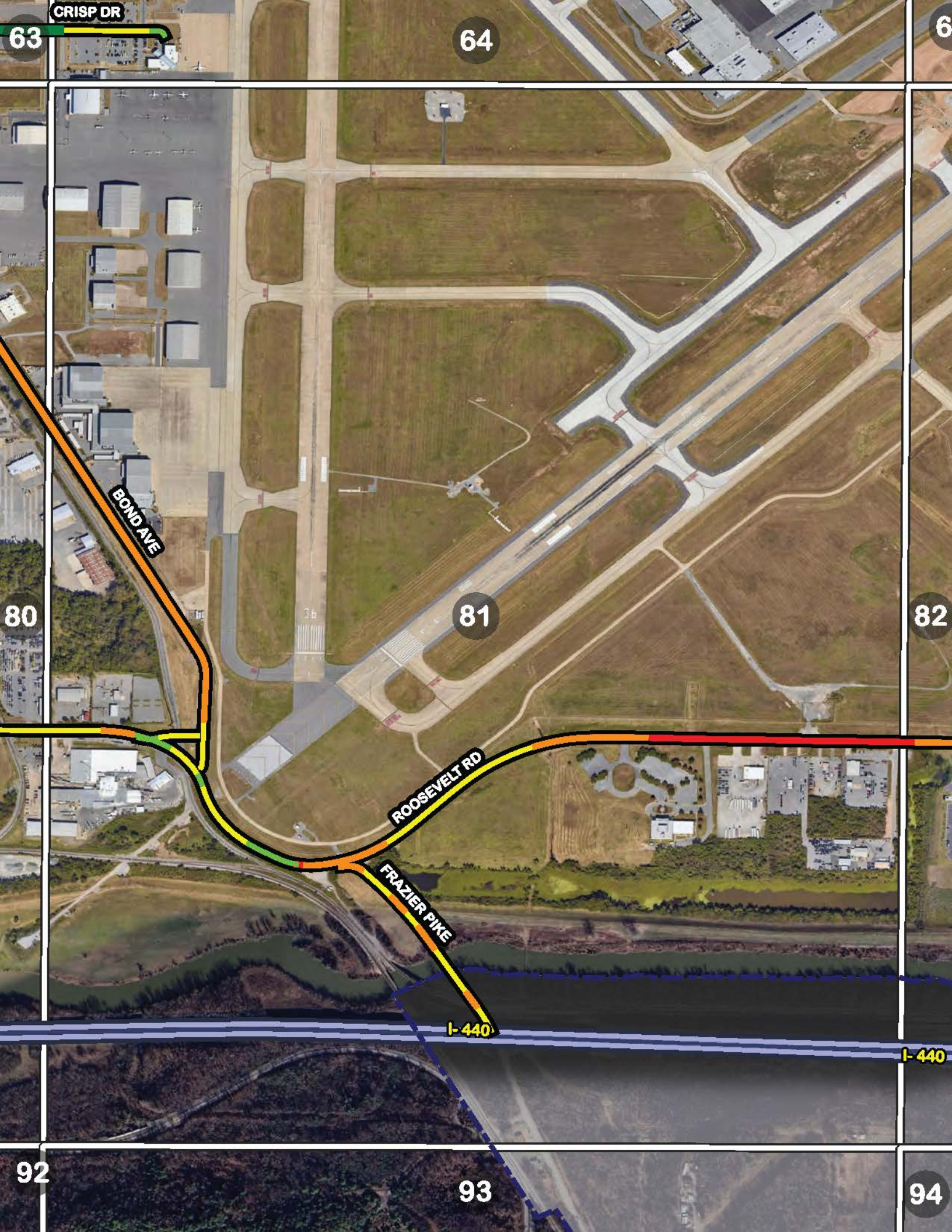
BOND AVE

ROOSEVELT RD

FRAZIER PIKE

I-440

I-440





64

65

TEMPLE ST

81

82

83

AIRPORT RD

FOURCHE DAM PIKE

ROOSEVELT RD

BANKHEAD DR

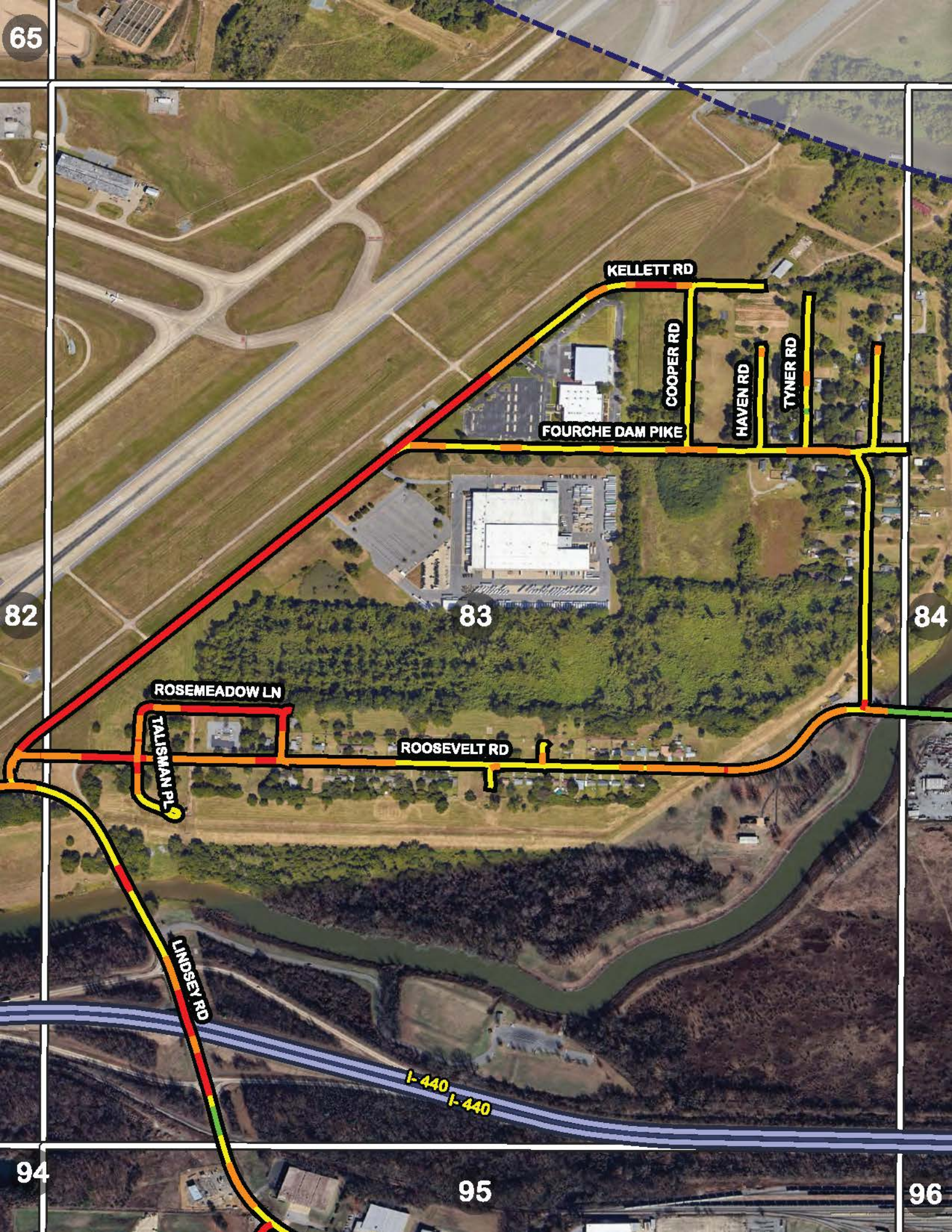
I-440

I-440

93

94

95



65

KELLETT RD

FOURCHE DAM PIKE

COOPER RD

HAVEN RD

TYNER RD

82

83

84

ROSEMEADOW LN

TALISMAN PL

ROOSEVELT RD

LINSEY RD

I-440

I-440

94

95

96



83

84

85

95

96

97

FOURCHE DAM PIKE

LONGSTREET DR

PICKETT DR

PLANTATION DR

DEVEREAUX DR

COLBY DR

BEAUREGARD DR

TRACY AVE

PECAN AVE

DOVE LN

HEATHER LN

BERMUDA LN

RICHLAND DR

LOMA DR

GRIFFIN RD

PORT DR

FLUID DR

I-440 I-440

LINDSEY RD



84

85

98

96

97

PLANTATION DR

COLBY DR

SHELBY CIR

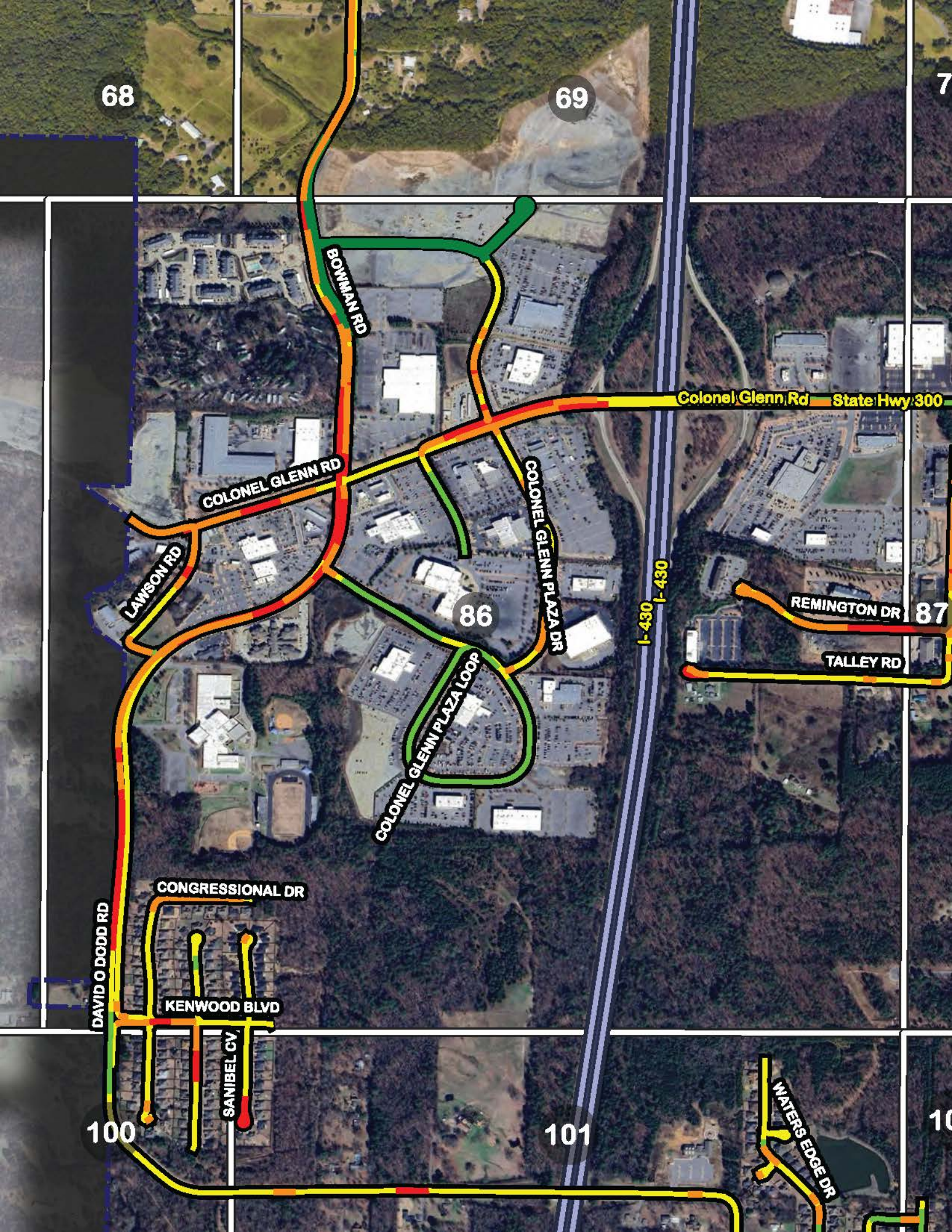
PORT DR

RIVER CEMENT RD

INDUSTRIAL HARBOR DR

LINDSEY RD

I-440 I-440



68

69

7

BOWMAN RD

Colonel Glenn Rd State Hwy 300

COLONEL GLENN RD

COLONEL GLENN PLAZA DR

LAWSON RD

86

I-430 I-430

REMINGTON DR 87

TALLEY RD

COLONEL GLENN PLAZA LOOP

CONGRESSIONAL DR

DAVID O DODD RD

KENWOOD BLVD

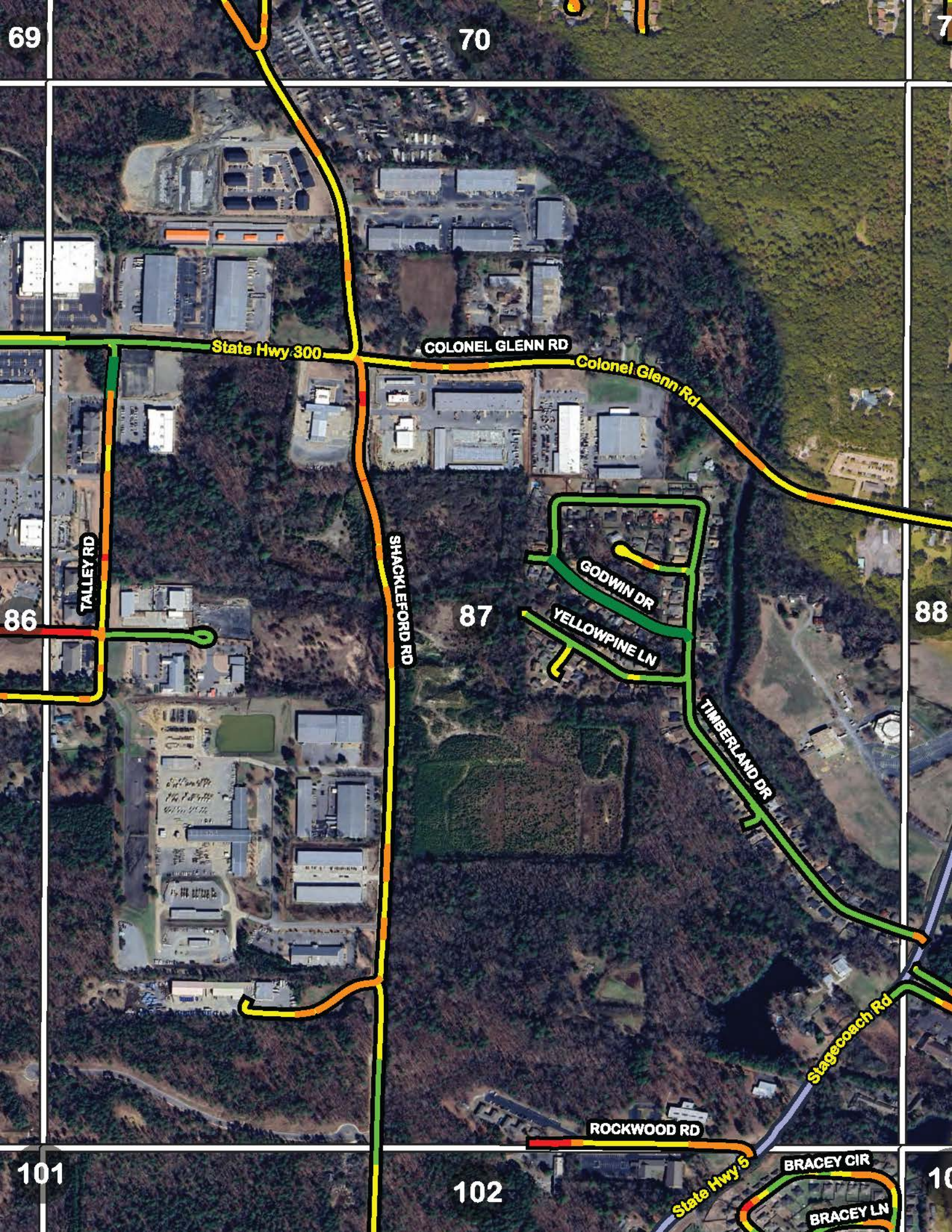
SANIBEL CV

100

101

10

WATERS EDGE DR



69

70

7

State Hwy 300

COLONEL GLENN RD

Colonel Glenn Rd

TALLEY RD

SHACKLEFORD RD

GODWIN DR

YELLOWPINE LN

TIMBERLAND DR

Stagecoach Rd

ROCKWOOD RD

BRACEY CIR

BRACEY LN

86

87

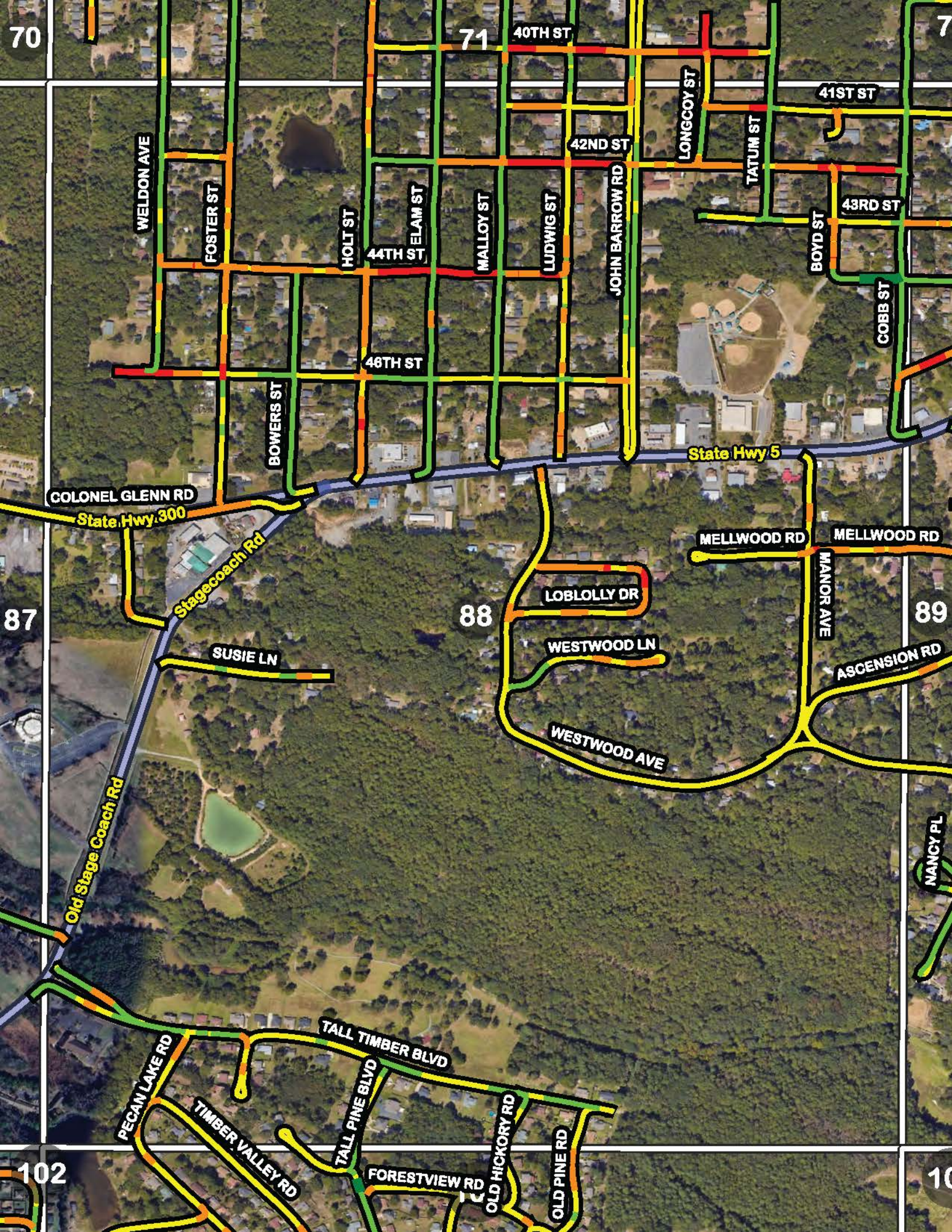
88

101

102

10

State Hwy 5



70

71

7

40TH ST

41ST ST

WELDON AVE

FOSTER ST

HOLI ST

44TH ST

ELAM ST

MALLOY ST

LUDWIG ST

42ND ST

LONGCOY ST

TATUM ST

BOYD ST

43RD ST

COBB ST

46TH ST

JOHN BARROW RD

BOWERS ST

State Hwy 5

COLONEL GLENN RD
State Hwy 300

Stagecoach Rd

MELLWOOD RD

MELLWOOD RD

87

88

89

SUSIE LN

LOBLOLLY DR

WESTWOOD LN

MANOR AVE

ASCENSION RD

WESTWOOD AVE

Old Stage Coach Rd

NANCY PL

102

10

PECAN LAKE RD

TIMBER VALLEY RD

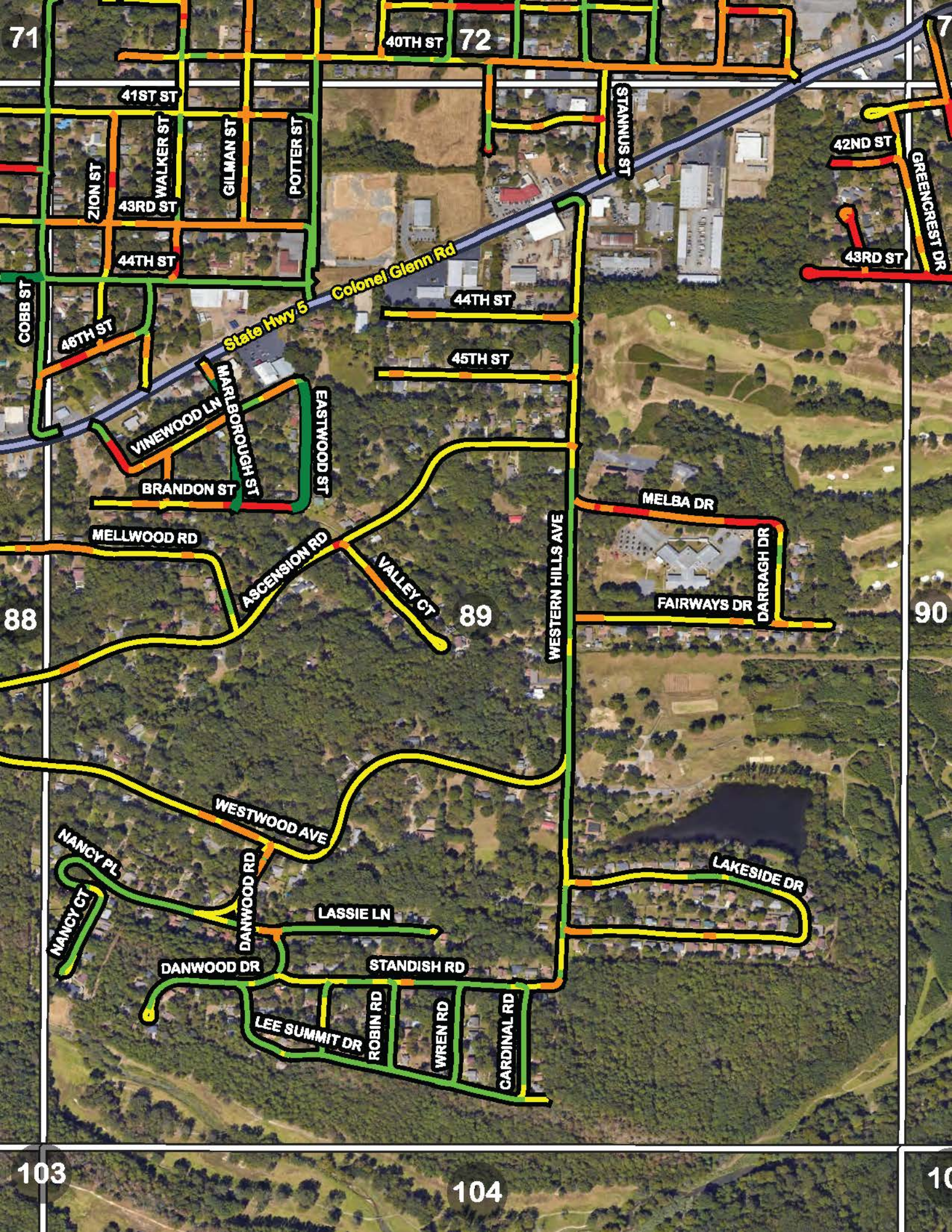
TALL TIMBER BLVD

TALL PINE BLVD

FORESTVIEW RD

OLD HICKORY RD

OLD PINE RD



71

40TH ST 72

7

41ST ST

STANNUS ST

42ND ST

GREENCREST DR

ZION ST

43RD ST

GILMAN ST

POTTER ST

43RD ST

44TH ST

Colonel Glenn Rd

44TH ST

COBB ST

46TH ST

State Hwy 5

45TH ST

VINEWOOD LN

MARLEBOROUGH ST

EASTWOOD ST

BRANDON ST

MELBA DR

MELLWOOD RD

ASCENSION RD

VALLEY CT

WESTERN HILLS AVE

FAIRWAYS DR

DARRAGH DR

88

89

90

WESTWOOD AVE

NANCY PL

LAKESIDE DR

NANCY CT

DANWOOD RD

LASSIE LN

DANWOOD DR

STANDISH RD

LEE SUMMIT DR

ROBIN RD

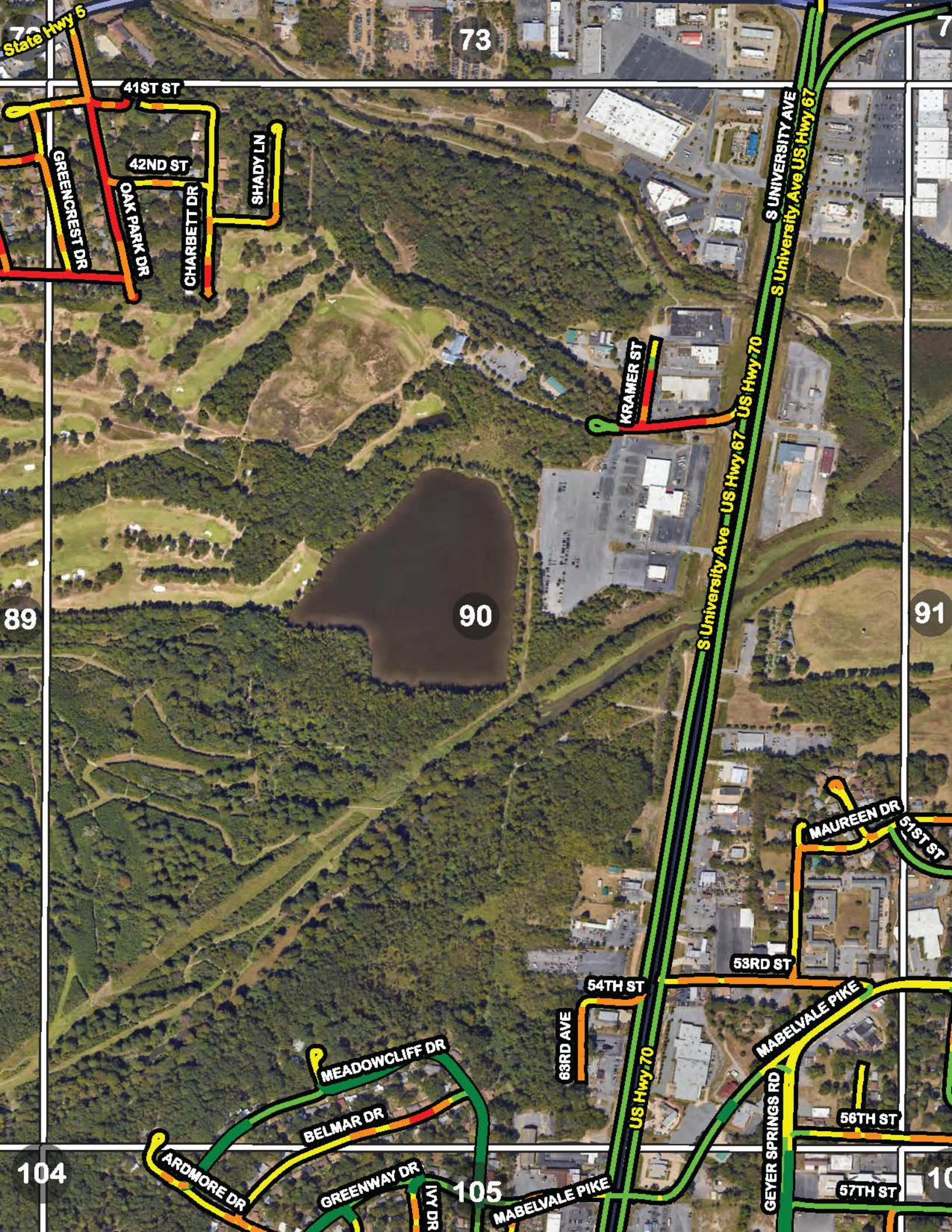
WREN RD

CARDINAL RD

103

104

10



73

7

State Hwy 5

41ST ST

42ND ST

GREENCREST DR

OAK PARK DR

CHARBETT DR

SHADY LN

KRAMER ST

S UNIVERSITY AVE

S University Ave US Hwy 67

US Hwy 70

S University Ave US Hwy 67

89

90

91

MAUREEN DR

51ST ST

53RD ST

54TH ST

63RD AVE

MABELVALE PIKE

56TH ST

104

MEADOWCLIFF DR

BELMAR DR

ARDMORE DR

GREENWAY DR

IVY DR

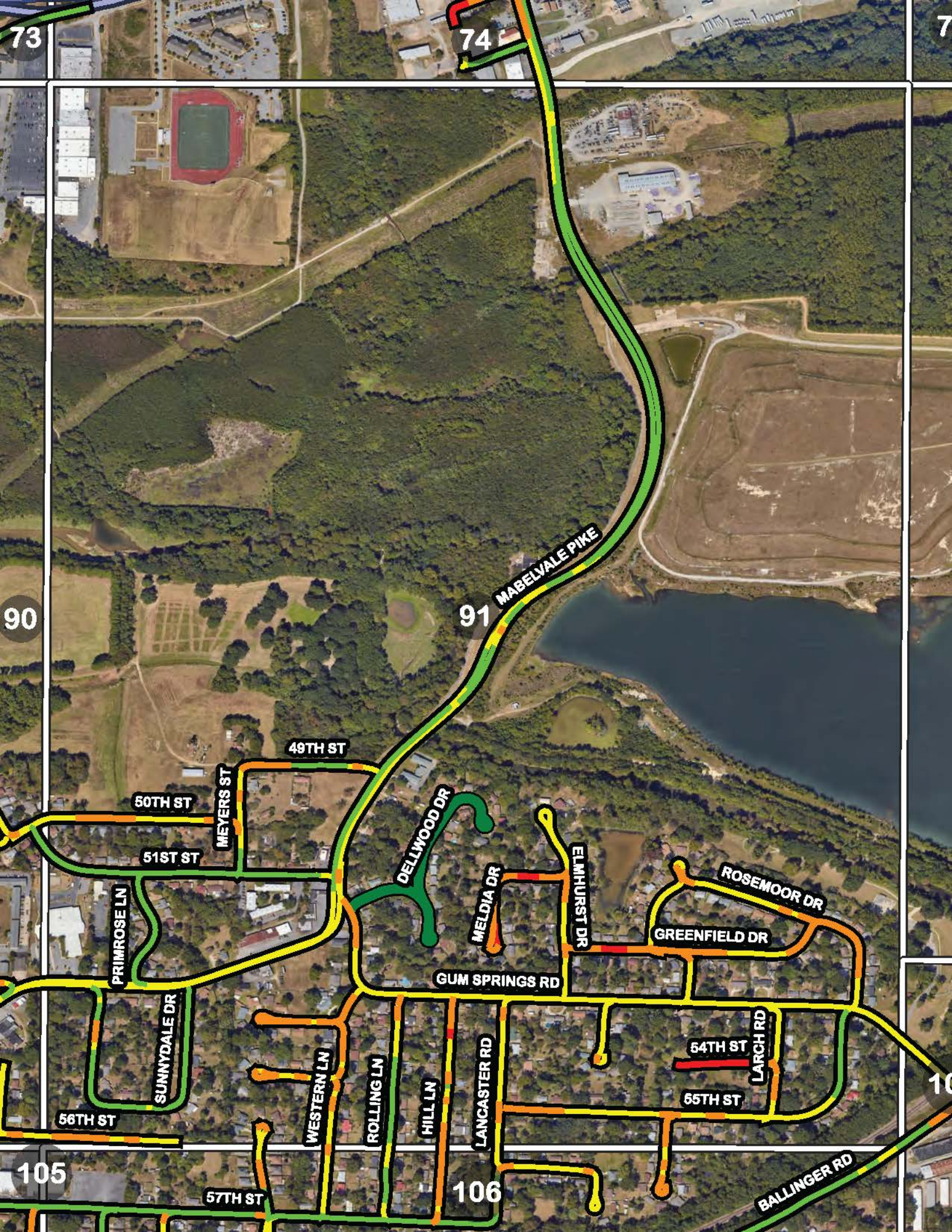
105

MABELVALE PIKE

GEYER SPRINGS RD

57TH ST

10



73

74

7

90

91

105

106

10

MABELVALE PIKE

49TH ST

50TH ST

51ST ST

PRIMROSE LN

SUNNYDALE DR

56TH ST

MEYERS ST

DELLWOOD DR

MELDIA DR

ELMHURST DR

GUM SPRINGS RD

ROSEMOOR DR

GREENFIELD DR

WESTERN LN

ROLLING LN

HILL LN

LANCASTER RD

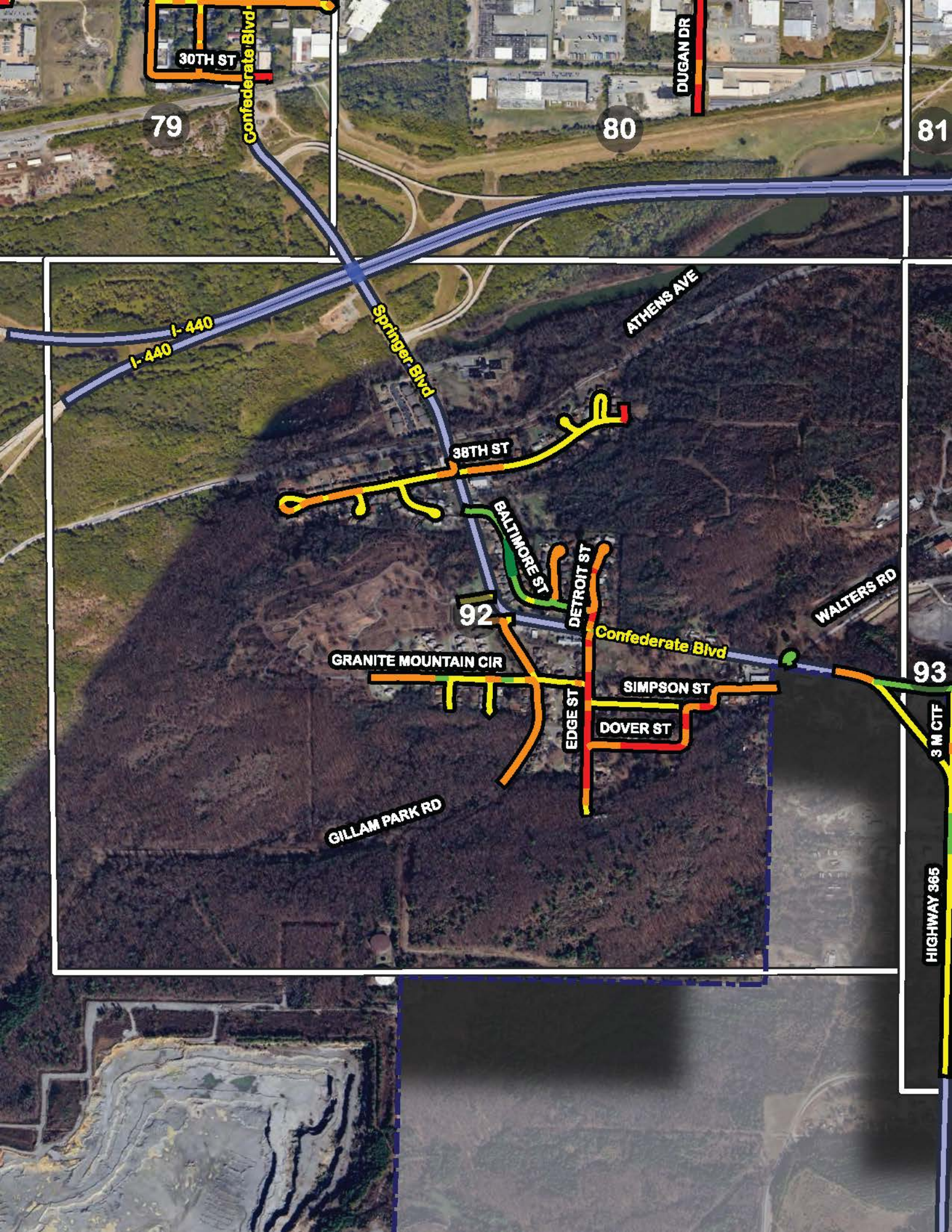
54TH ST

55TH ST

LARCH RD

57TH ST

BALLINGER RD



30TH ST

79

Confederate Blvd

80

DUGAN DR

81

I-440

Springer Blvd

ATHENS AVE

38TH ST

BALTIMORE ST

92

DETROIT ST

GRANITE MOUNTAIN CIR

Confederate Blvd

WALTERS RD

93

GILLAM PARK RD

EDGE ST

SIMPSON ST

DOVER ST

3 M CTF

HIGHWAY 365

80

81

82

92

94

93



WALTERS RD

RAINBOW DR

3 M RD

CARTER RD

RANGEL RD

38TH ST

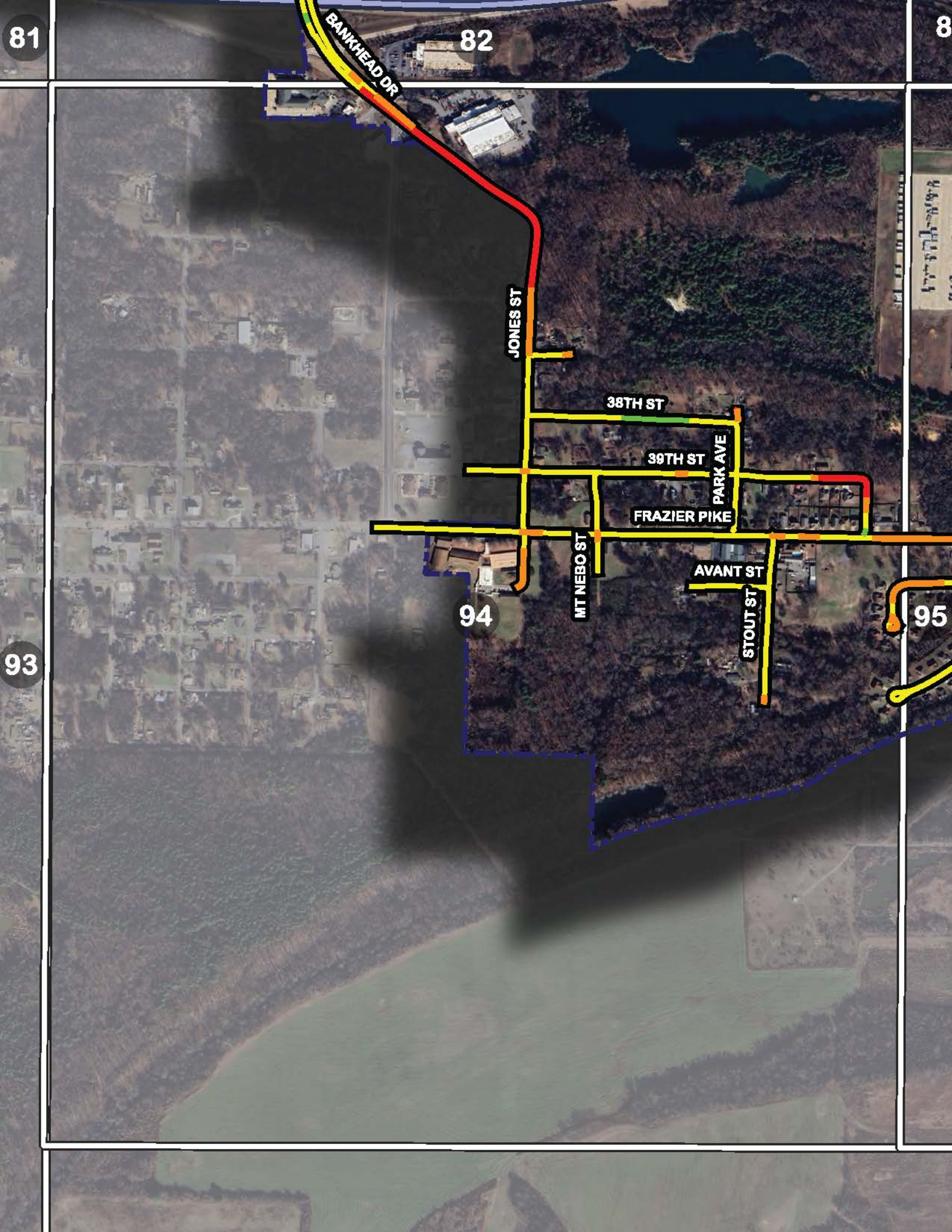
DULIN RD

Confederate Blvd

3 M CTF

State Hwy 365

HIGHWAY 365



81

82

8

BANKHEAD DR

JONES ST

38TH ST

39TH ST

PARK AVE

FRAZIER PIKE

MT NEBO ST

AVANT ST

STOUT ST

94

95

93



82

83

8

I-440 I-440

LINDSEY RD

PRATT REMMEL RD

MAUNNEY RD

FRAZIER PIKE

SLOANE DR

RED APPLE CV

APPLESEED CV

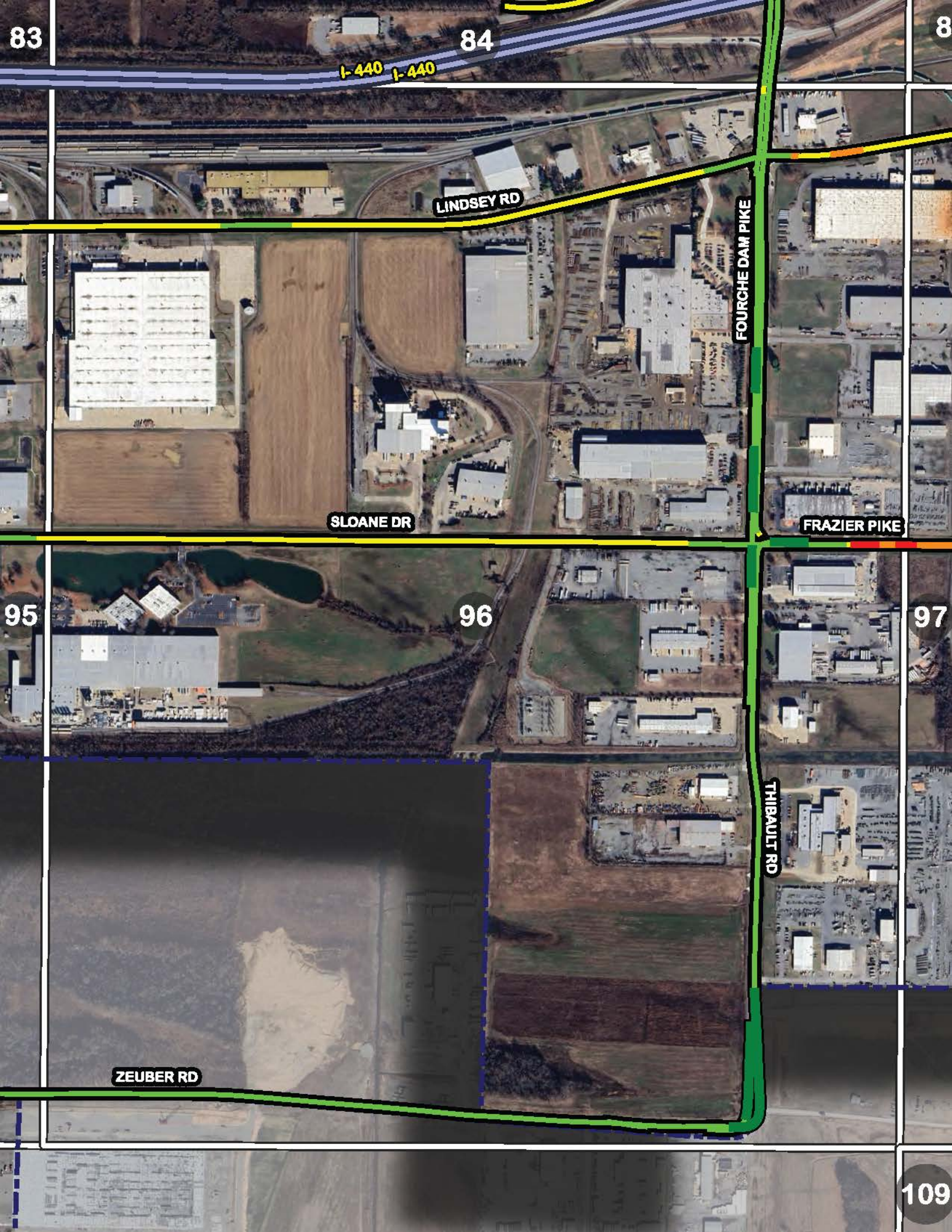
APPLE AVE

95

96

94

ZEUBER RD



83

84

8

I-440 I-440

LINDSEY RD

FOURCHE DAM PIKE

SLOANE DR

FRAZIER PIKE

95

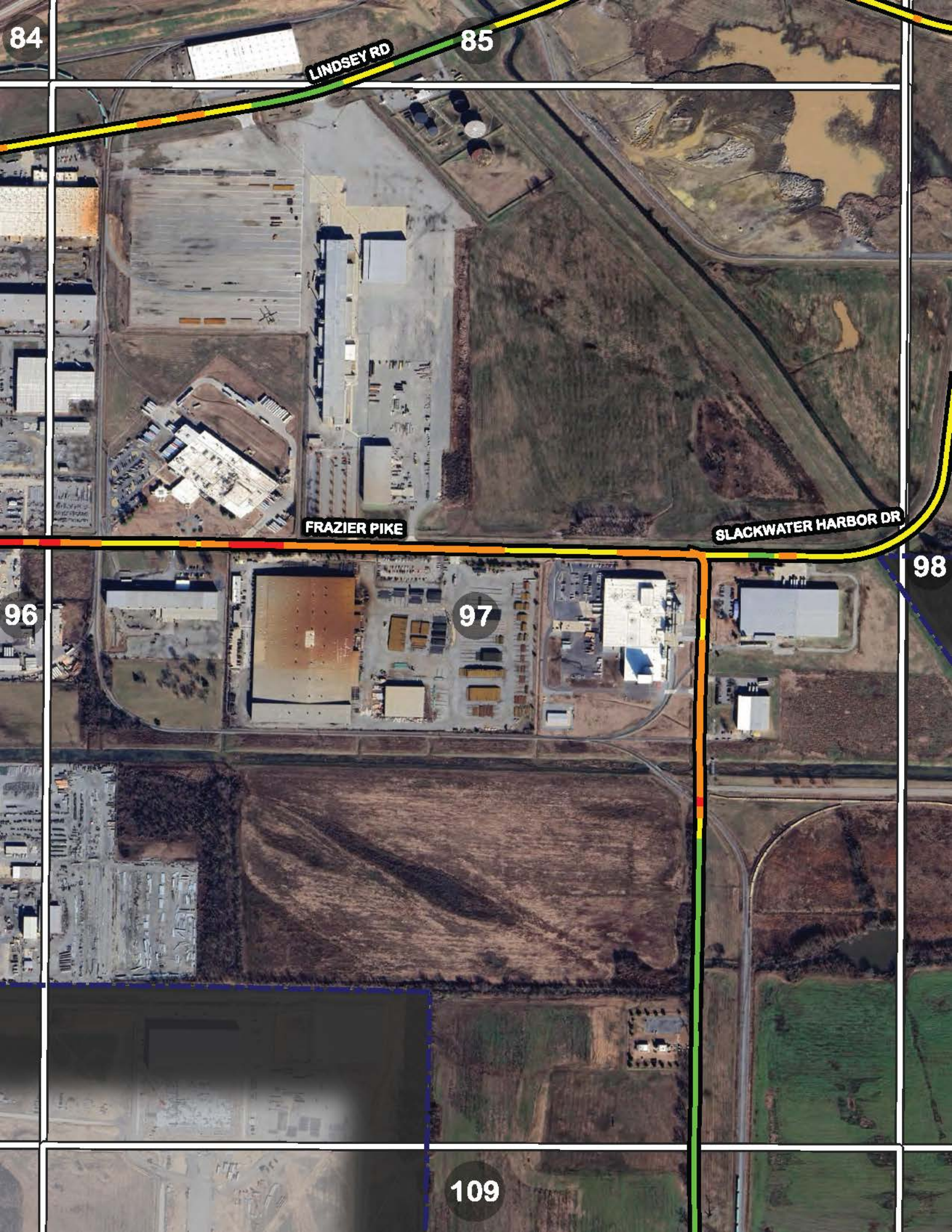
96

97

ZEUBER RD

THIBAULT RD

109



84

LINDSEY RD

85

FRAZIER PIKE

SLACKWATER HARBOR DR

96

97

98

109



85

INDUSTRIAL HARBOR DR

INTERMODAL LOOP RD

DOCK DR

SLACKWATER HARBOR DR

98

97

109

99

CRYSTAL VALLEY RD

110

10

11

CRYSTALWOOD DR





KENWOOD BLVD

WALDRON CIR

CONGRESSIONAL DR

SANIBEL CV

DAVID O DODD RD

LAKE LN

SIENNA LAKE DR

SIENNA LAKE LN

MARCHWOOD CV

BENHAM LN

100

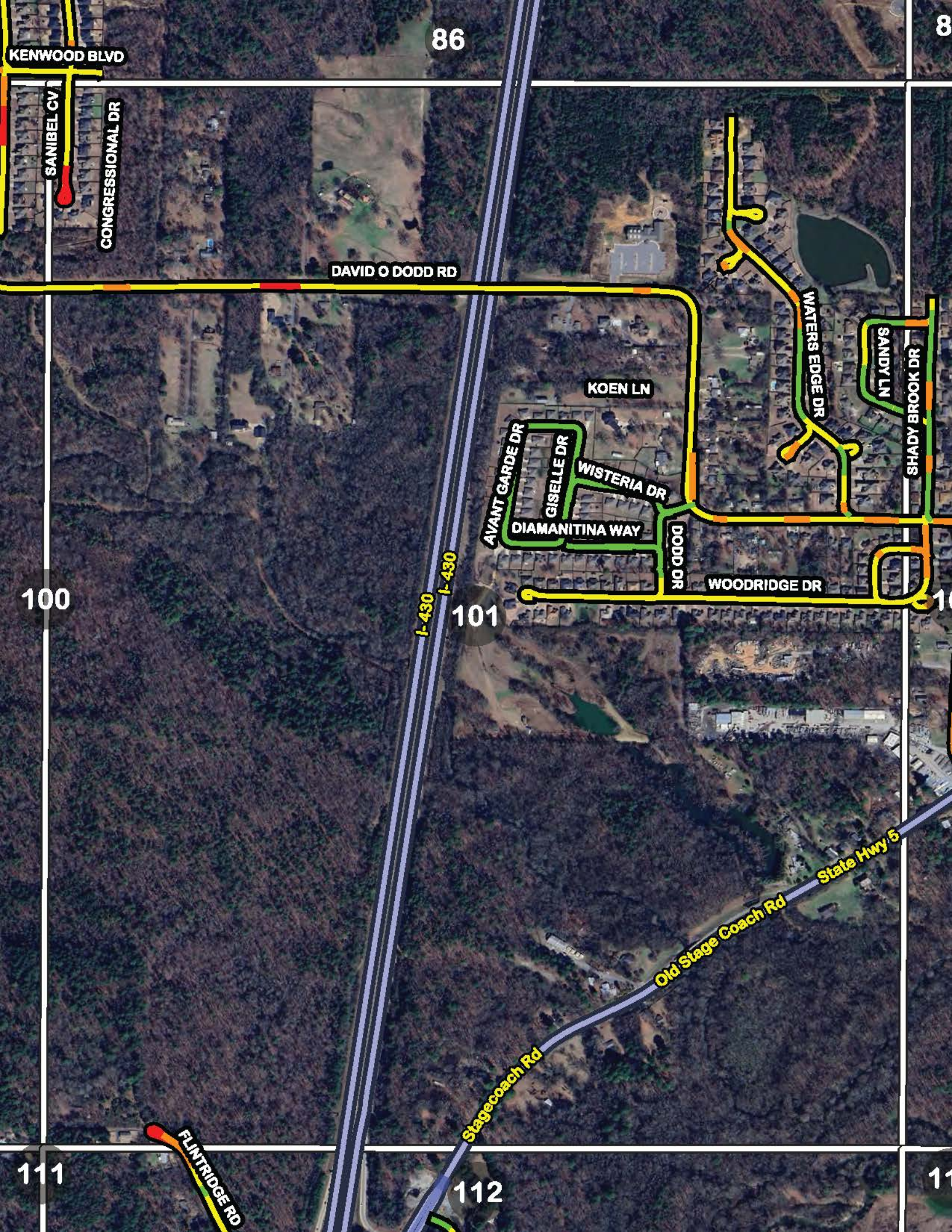
110

111

99

10

11



86

8

KENWOOD BLVD

SANIBEL CV

CONGRESSIONAL DR

DAVID O DODD RD

KOEN LN

WATERS EDGE DR

SANDY LN

SHADY BROOK DR

AVANT GARDE DR

GISELLE DR

WISTERIA DR

DIAMANITINA WAY

DODD DR

WOODRIDGE DR

100

I-430

I-430

101

State Hwy 5
Old Stage Coach Rd

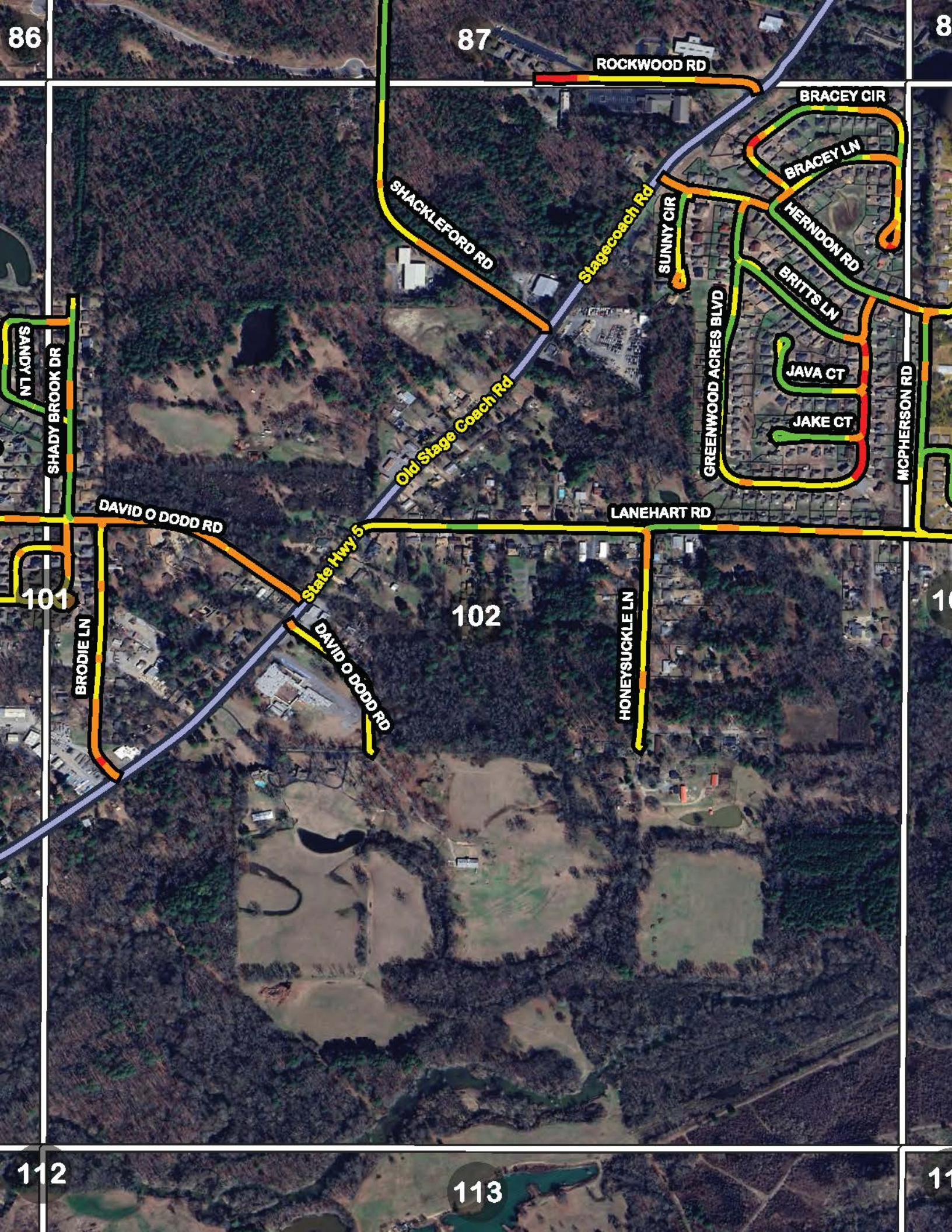
Stagecoach Rd

111

FLINTRIDGE RD

112

11



86

87

8

ROCKWOOD RD

BRACEY CIR

SHACKLEFORD RD

Stagecoach Rd

SUNNY CIR

BRACEY LN

HERNDON RD

BRITTS LN

JAVA CT

JAKE CT

GREENWOOD ACRES BLVD

MCPHERSON RD

SANDY LN

SHADY BROOK DR

Old Stage Coach Rd

DAVID O DODD RD

LANEHART RD

State Hwy 5

101

102

1

BRODIE LN

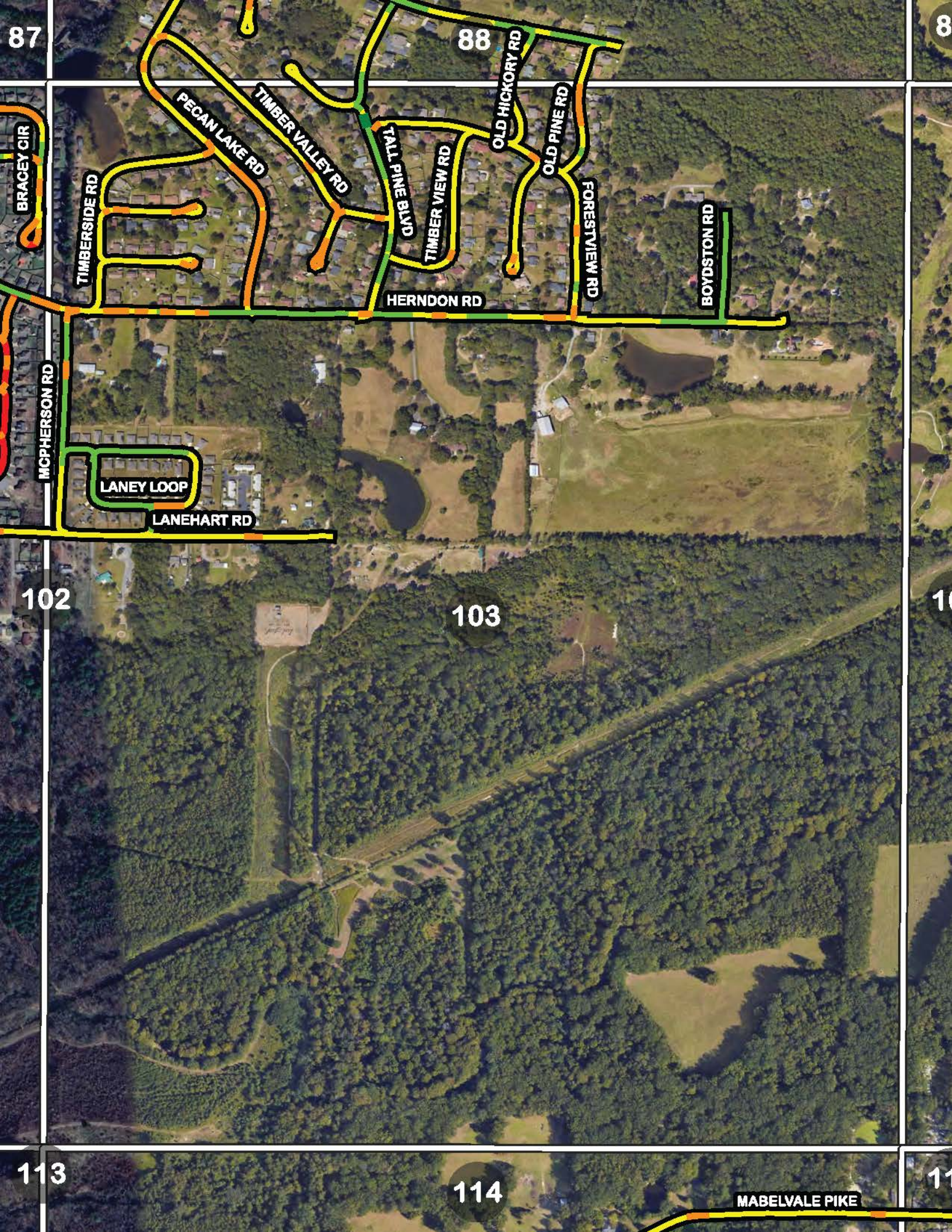
DAVID O DODD RD

HONEYSUCKLE LN

112

113

11



87

8

88

BRACEY CIR

TIMBERSIDE RD

PECAN LAKE RD

TIMBER VALLEY RD

TALL PINE BLVD

TIMBER VIEW RD

OLD HICKORY RD

OLD PINE RD

FORESTVIEW RD

BOYDSTON RD

MCPHERSON RD

LANEY LOOP

LANEHART RD

HERNDON RD

102

103

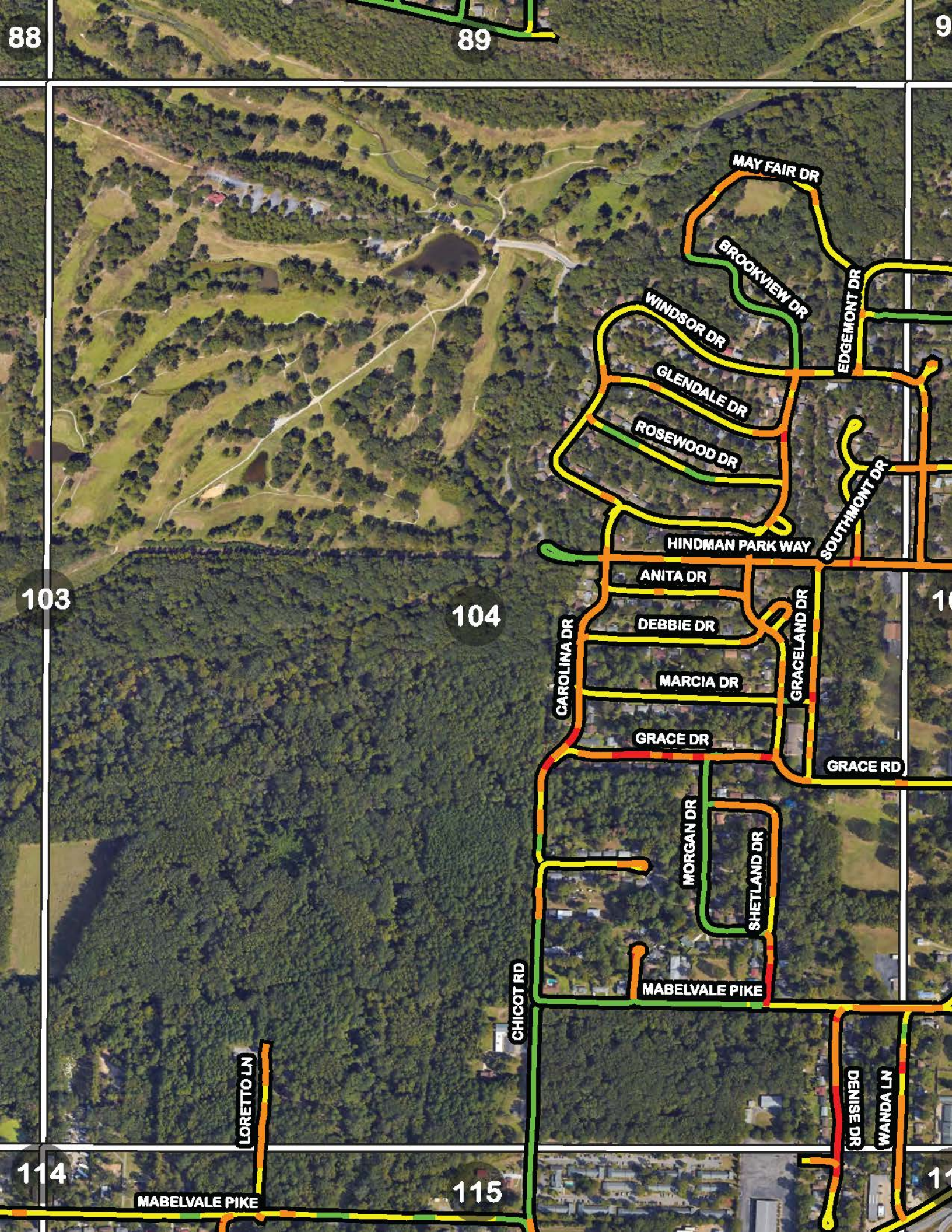
1

113

114

11

MABELVALE PIKE



88

89

9

103

104

1

114

115

11

MAY FAIR DR

BROOKVIEW DR

WINDSOR DR

GLENDALE DR

ROSEWOOD DR

HINDMAN PARK WAY

ANITA DR

DEBBIE DR

MARCIA DR

GRACE DR

MORGAN DR

SHETLAND DR

MABELVALE PIKE

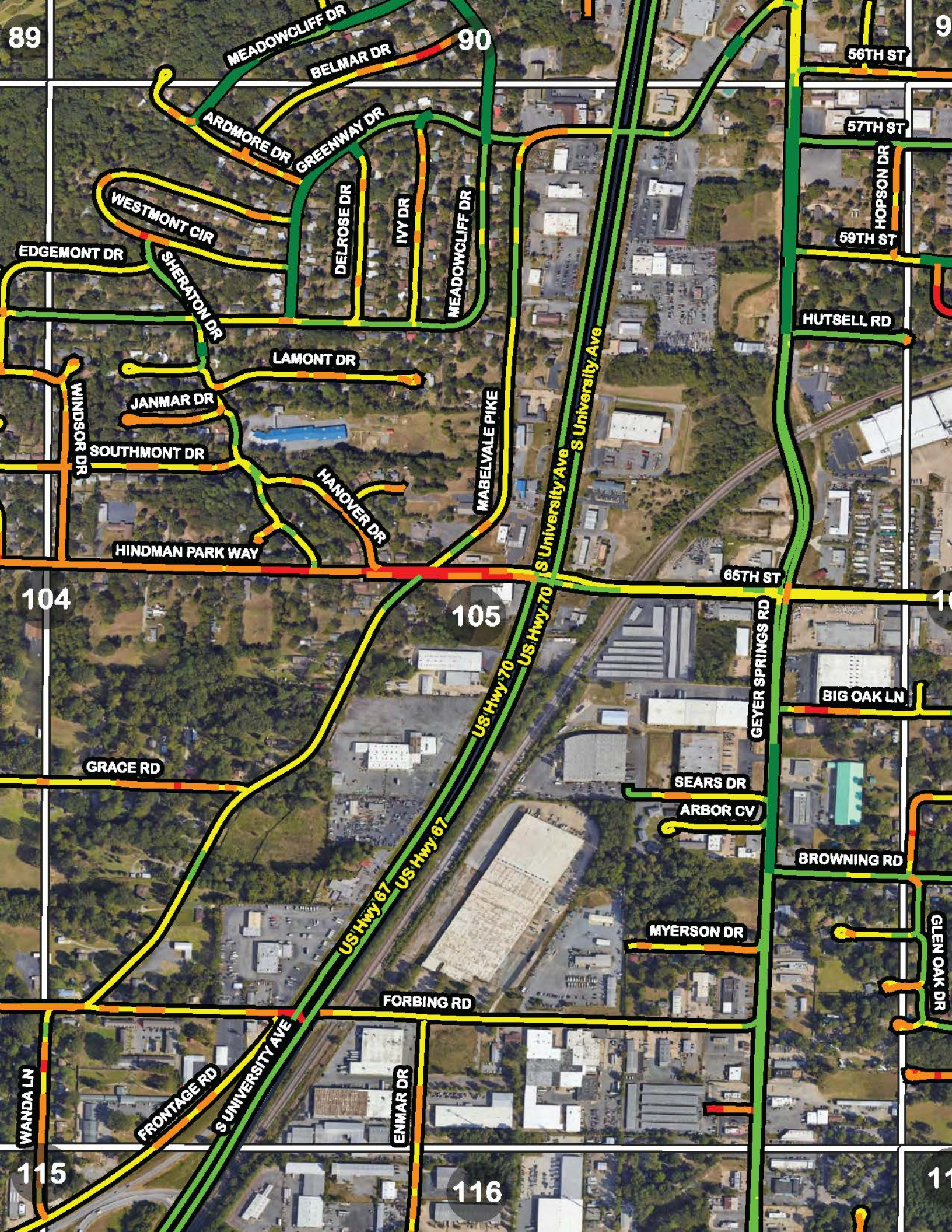
CHICOT RD

LORETTO LN

DENISE DR

WANDA LN

MABELVALE PIKE



89

90

9

MEADOWCLIFF DR

BELMAR DR

56TH ST

ARDMORE DR

GREENWAY DR

57TH ST

WESTMONT CIR

DELROSE DR

IVY DR

MEADOWCLIFF DR

59TH ST

EDGEMONT DR

SHERATON DR

LAMONT DR

JANMAR DR

WINDSOR DR

SOUTHMONT DR

HANDOVER DR

HINDMAN PARK WAY

MABELVALE PIKE

S University Ave

HUTSELL RD

104

105

1

GRACE RD

US Hwy 70

65TH ST

BIG OAK LN

SEARS DR

ARBOR CV

BROWNING RD

MYERSON DR

GLEN OAK DR

US Hwy 67

FORBING RD

WANDA LN

FRONTAGE RD

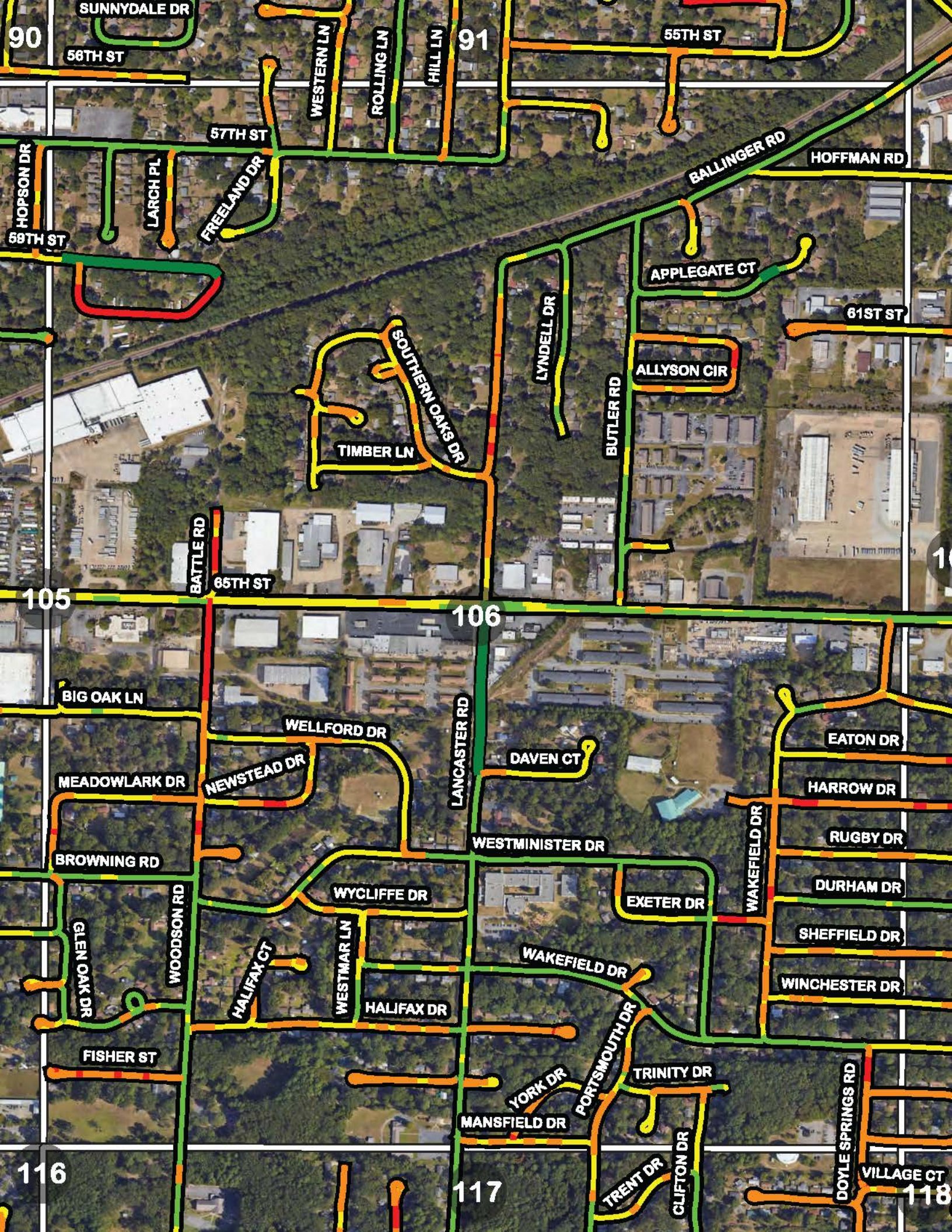
S UNIVERSITY AVE

ENMAR DR

115

116

11



SUNNYDALE DR

90

56TH ST

91

55TH ST

WESTERN LN

ROLLING LN

HILL LN

57TH ST

BALLINGER RD

HOFFMAN RD

HOPSON DR

LARCH PL

FREELAND DR

59TH ST

APPLEGATE CT

61ST ST

SOUTHERN OAKS DR

TIMBER LN

LYNDELL DR

BUTLER RD

ALLYSON CIR

BATTLE RD

65TH ST

105

106

BIG OAK LN

WELLFORD DR

DAVEN CT

EATON DR

MEADOWLARK DR

NEWSTEAD DR

LANCASTER RD

HARROW DR

BROWNING RD

WESTMINISTER DR

RUGBY DR

GLEN OAK DR

WOODSON RD

WYCLIFFE DR

EXETER DR

DURHAM DR

HALIFAX CT

WESTMAR LN

HALIFAX DR

WAKEFIELD DR

WAKEFIELD DR

SHEFFIELD DR

FISHER ST

HALIFAX DR

MANSFIELD DR

YORK DR

PORTSMOUTH DR

TRINITY DR

WINCHESTER DR

116

117

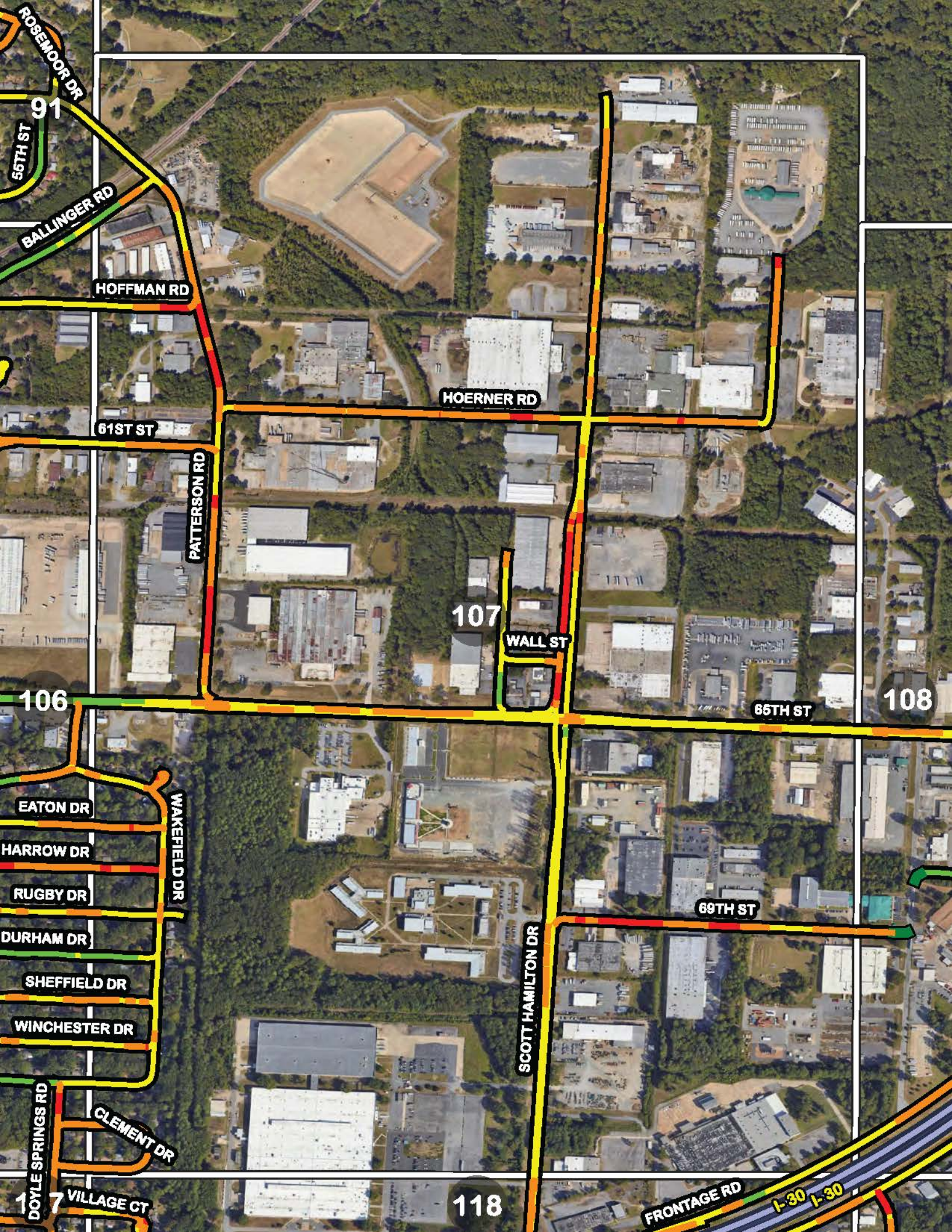
TRENT DR

CLIFTON DR

DOYLE SPRINGS RD

VILLAGE CT

118



ROSEMOOR DR

55TH ST

BALLINGER RD

HOFFMAN RD

61ST ST

PATTERSON RD

HOERNER RD

107

WALL ST

65TH ST

108

106

EATON DR

HARROW DR

RUGBY DR

DURHAM DR

SHEFFIELD DR

WINCHESTER DR

WAKEFIELD DR

SCOTT HAMILTON DR

69TH ST

FRONTAGE RD

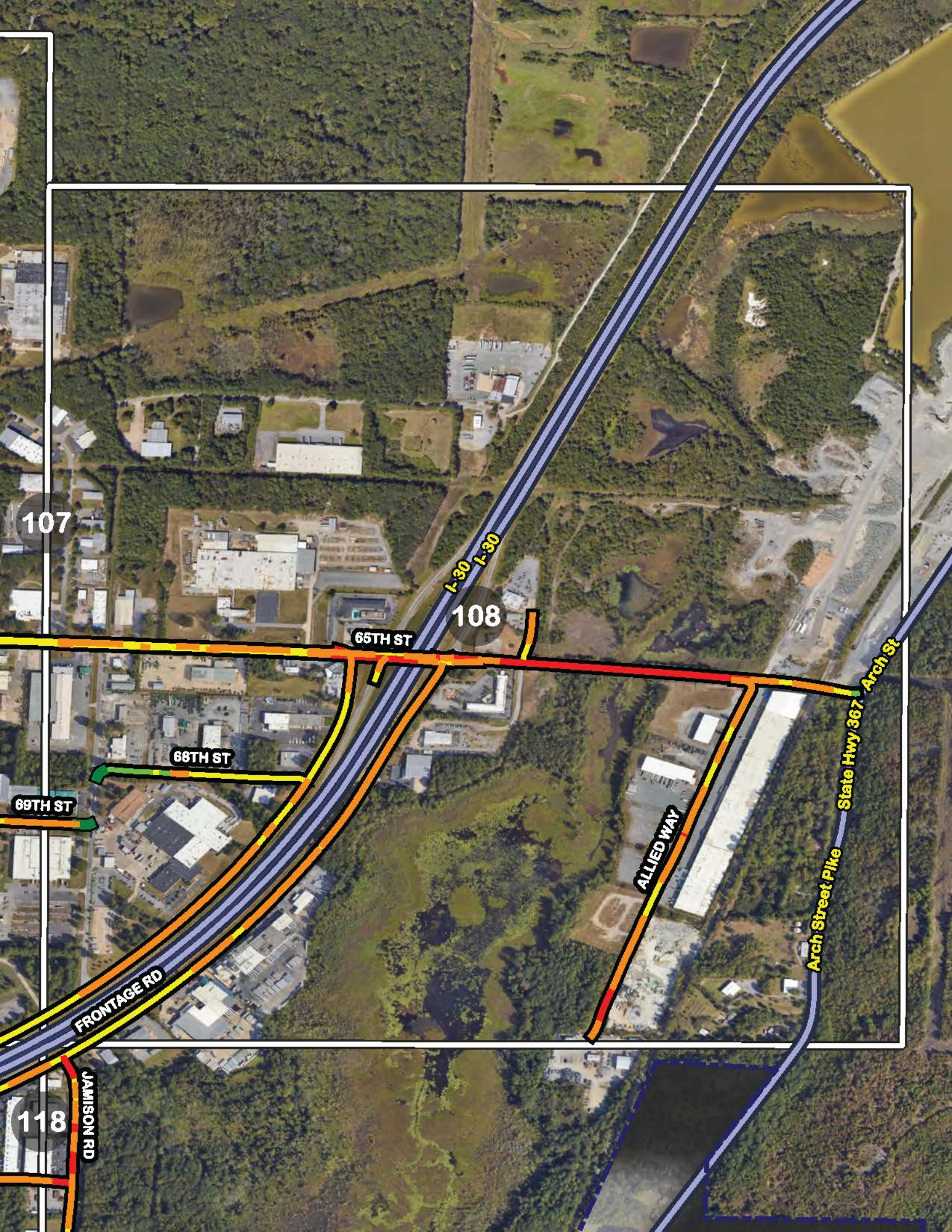
I-30 I-30

DOYLE SPRINGS RD

CLEMENT DR

VILLAGE CT

118



107

I-30 I-30

108

65TH ST

66TH ST

69TH ST

ALLIED WAY

Arch Street Pike
State Hwy 367
Arch St

FRONTAGE RD

118

JAMISON RD

96

97

9



109

FRAZIER PIKE

CRYSTAL VALLEY RD

99

COLONEL MILLER RD

110

BASELINE RD

LEGENDS DR

EAGLE NEST CT

DAVIS CUP LN

WIMBLEDON LOOP

CONNOLLY CT

WEDGEWOOD CREEK DR

WEDGESIDE DR

ROSEWALL LN

LEND LOOP

LAYER CIR

WESTFIELD LOOP

CRAPE MYRTLE PL

GRAPEVINE DR

FOX RUN DR

FAWN TREE DR

SILVER MAPLE DR

OTTER CREEK PKY

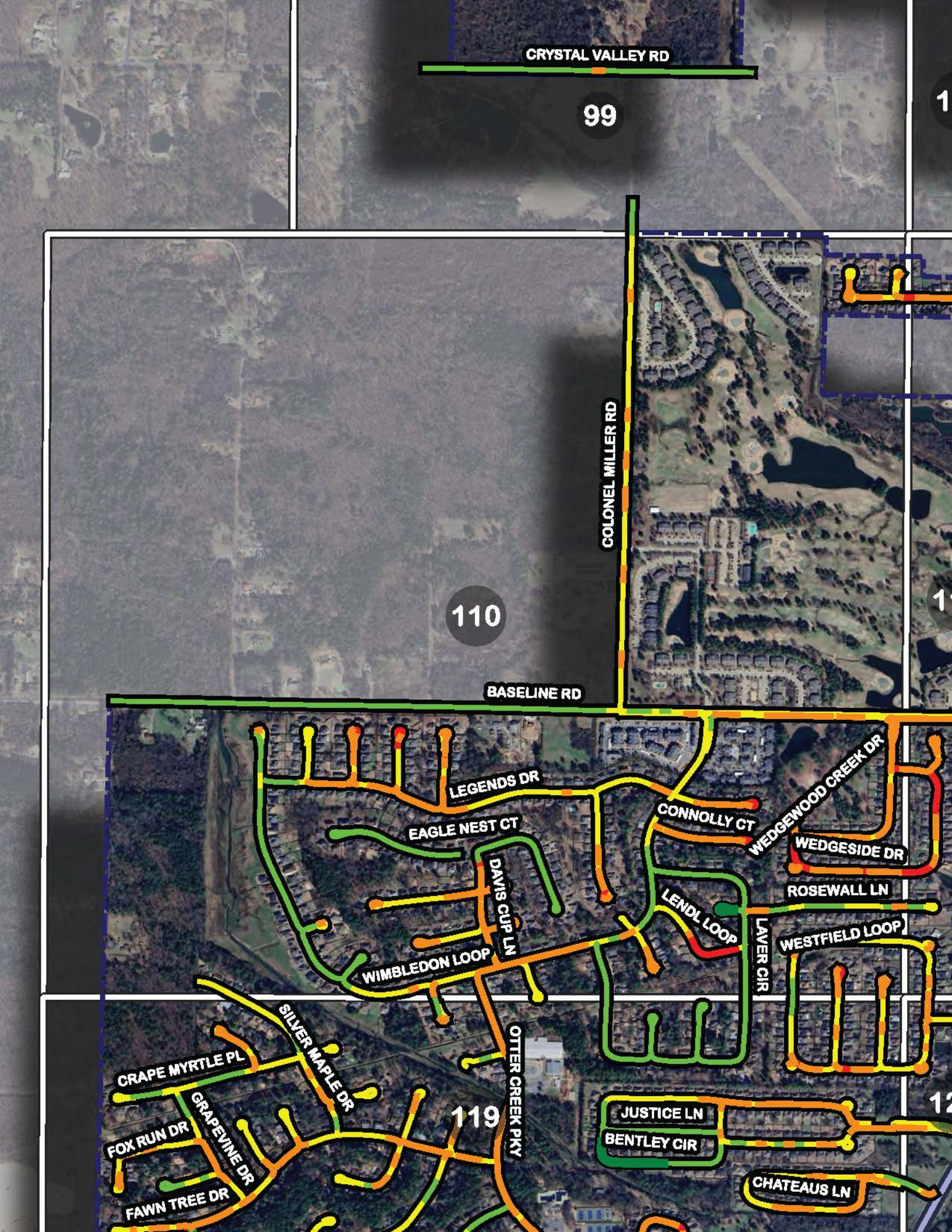
119

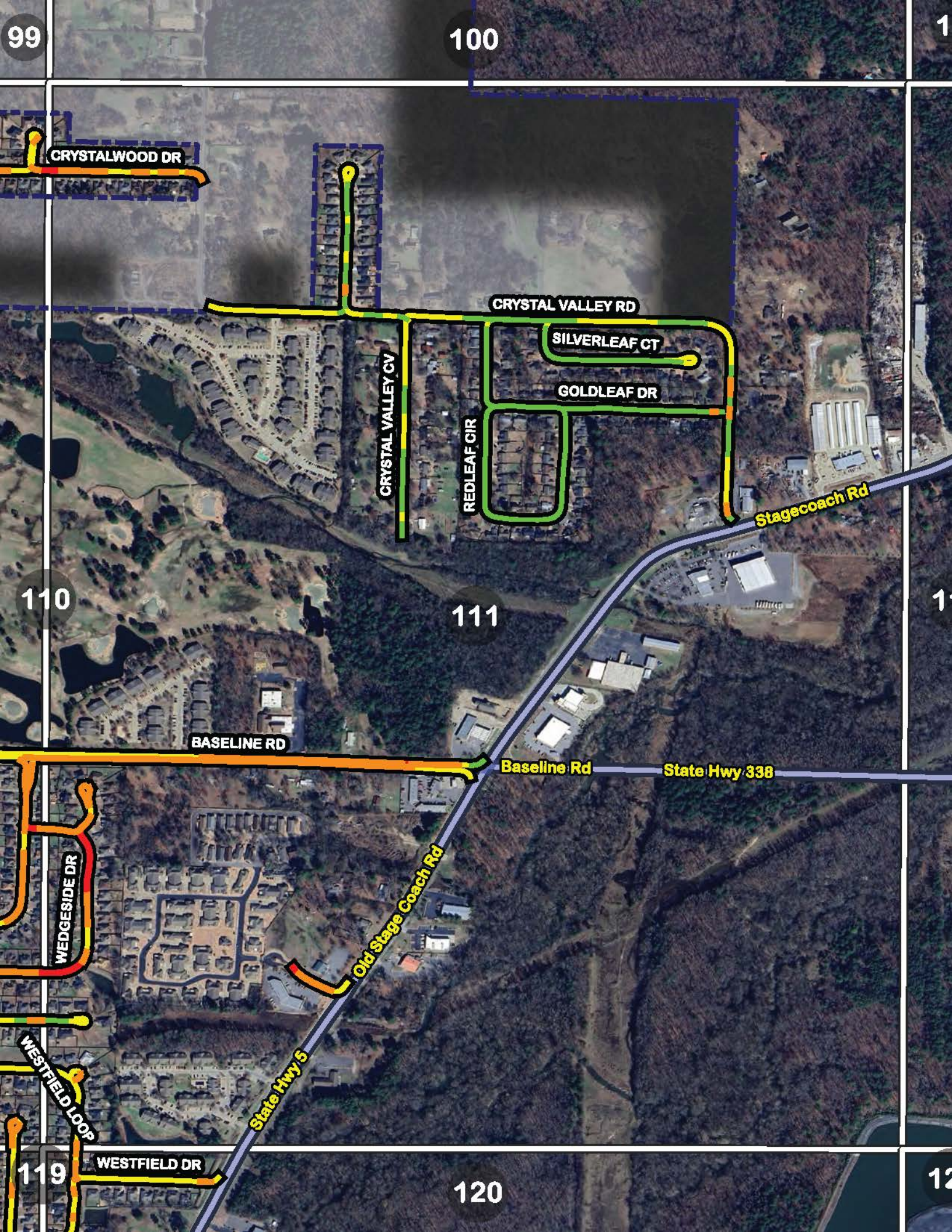
JUSTICE LN

BENTLEY CIR

CHATEAUS LN

12





99

100

1

CRYSTALWOOD DR

CRYSTAL VALLEY RD

SILVERLEAF CT

GOLDLEAF DR

CRYSTAL VALLEY CV

REDLEAF CIR

Stagecoach Rd

110

111

1

BASELINE RD

Baseline Rd

State Hwy 338

WEDGESIDE DR

Old Stage Coach Rd

State Hwy 5

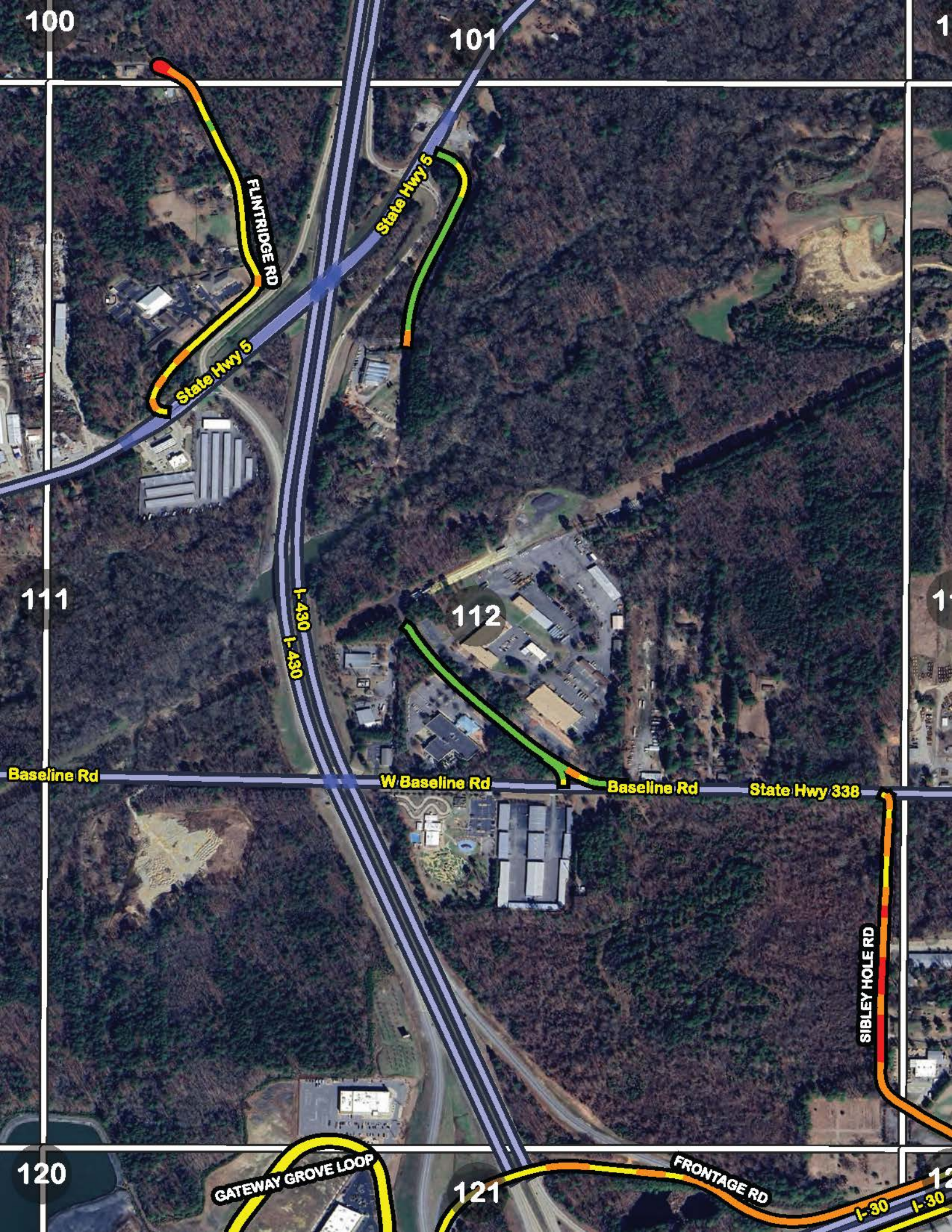
WESTFIELD LOOP

WESTFIELD DR

119

120

12



100

101

1

111

112

1

120

121

12

FLINTRIDGE RD

State Hwy 5

State Hwy 5

I-430
I-430

Baseline Rd

W Baseline Rd

Baseline Rd

State Hwy 338

SIBLEY HOLE RD

GATEWAY GROVE LOOP

FRONTAGE RD

I-30
I-30

101

102

1

112

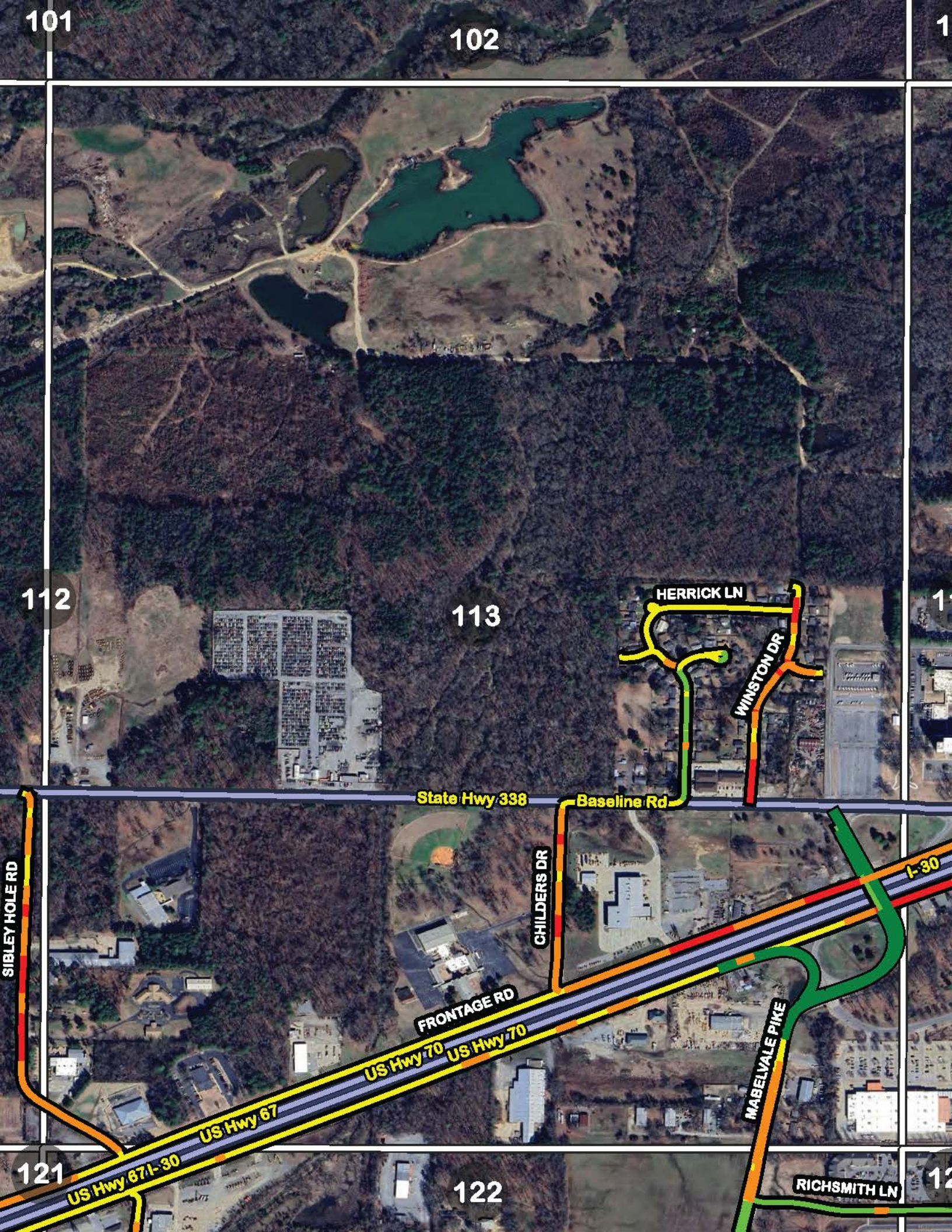
113

1

121

122

12



102

103

1

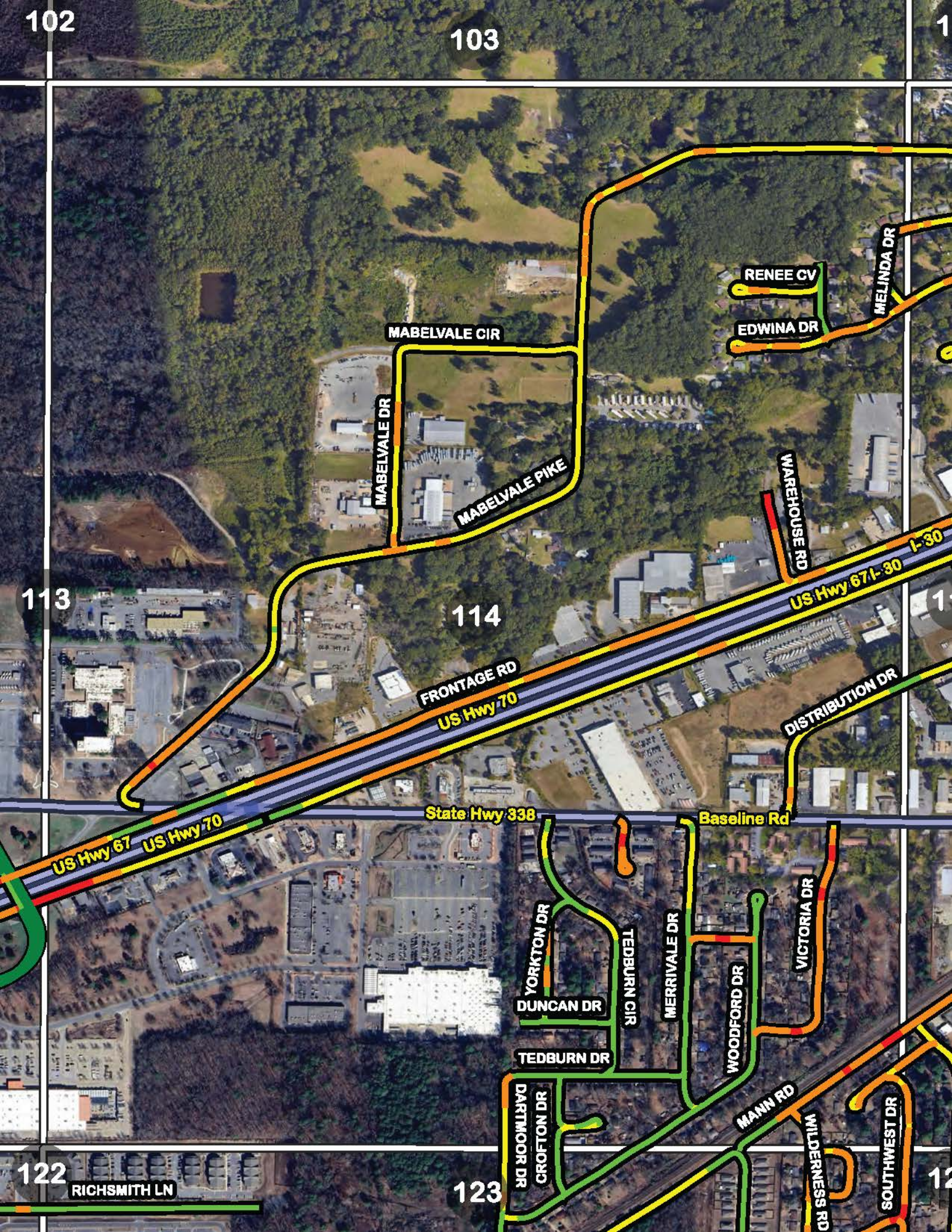
113

114

122

123

12



MABELVALE CIR

MABELVALE DR

MABELVALE PIKE

RENEE CV

EDWINA DR

MELINDA DR

WAREHOUSE RD

FRONTAGE RD
US Hwy 70

US Hwy 67/I-30
I-30

DISTRIBUTION DR

State Hwy 338

Baseline Rd

US Hwy 67
US Hwy 70

YORKTON DR

DUNCAN DR

TEDBURN DR

TEDBURN CIR

MERRIVALE DR

WOODFORD DR

VICTORIA DR

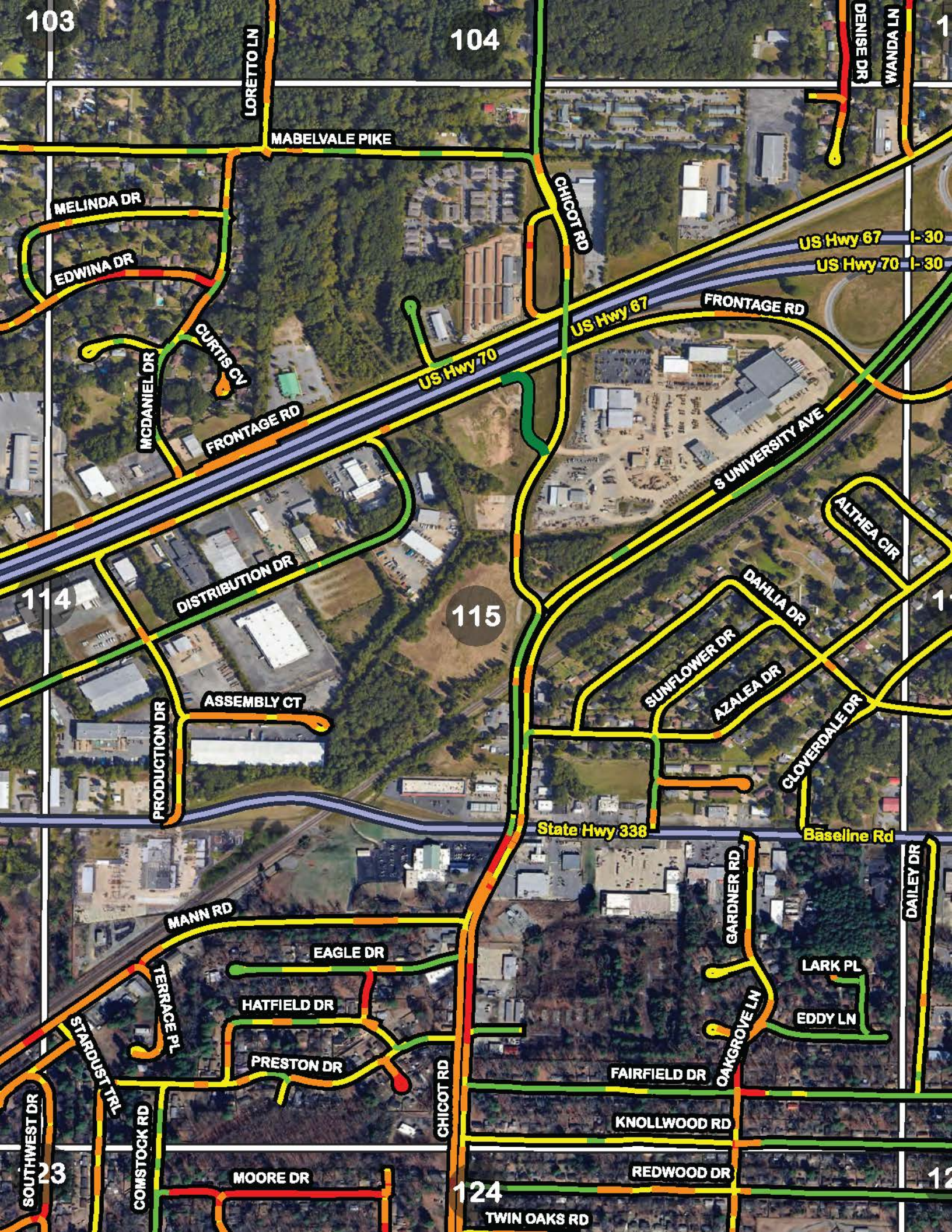
MANN RD

RICHSMITH LN

RD NO. 101 DR
CROFTON DR
DARTMOOR DR

WILDERNESS RD

SOUTHWEST DR



103

104

1

LORETTO LN

MABELVALE PIKE

DENISE DR

WANDA LN

MELINDA DR

EDWINA DR

CHICOT RD

US Hwy 67 I-30

US Hwy 70 I-30

CURTIS CV

MCDANIEL DR

FRONTAGE RD

US Hwy 70

US Hwy 67

FRONTAGE RD

S UNIVERSITY AVE

114

DISTRIBUTION DR

115

ALTHEA CIR

PRODUCTION DR

ASSEMBLY CT

SUNFLOWER DR

AZALEA DR

DAHLIA DR

CLOVERDALE DR

State Hwy 336

Baseline Rd

MANN RD

EAGLE DR

GARDNER RD

DAILEY DR

HATFIELD DR

LARK PL

EDDY LN

PRESTON DR

FAIRFIELD DR

OAKGROVE LN

SOUTHWEST DR

STARDUST TRL

COMSTOCK RD

CHICOT RD

KNOLLWOOD RD

23

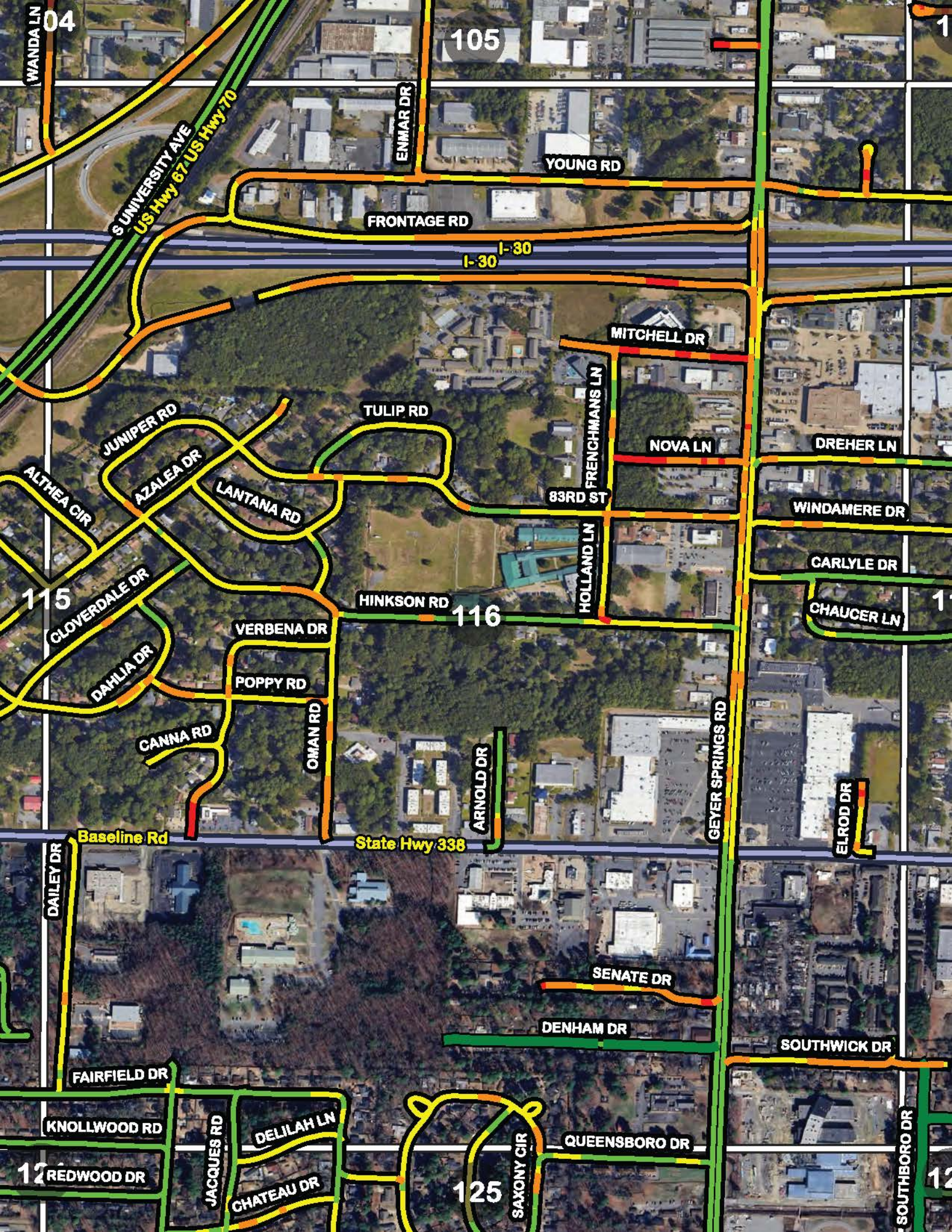
MOORE DR

REDWOOD DR

124

TWIN OAKS RD

12



WANDA LN

04

105

1

S UNIVERSITY AVE
US Hwy 67 US Hwy 70

ENMAR DR

YOUNG RD

FRONTAGE RD

I-30

MITCHELL DR

JUNIPER RD

TULIP RD

FRENCHMANS LN

NOVA LN

DREHER LN

ALTHEA CIR

AZALEA DR

LANTANA RD

83RD ST

WINDAMERE DR

115

CLOVERDALE DR

HINKSON RD

116

HOLLAND LN

CARLYLE DR

CHAUCER LN

1

DAHLIA DR

VERBENA DR

POPPY RD

CANNA RD

OMAN RD

ARNOLD DR

GEYER SPRINGS RD

ELROD DR

Baseline Rd

State Hwy 338

DAILEY DR

SENATE DR

DENHAM DR

SOUTHWICK DR

FAIRFIELD DR

KNOLLWOOD RD

DELILAH LN

QUEENSBORO DR

12

REDWOOD DR

JACQUES RD

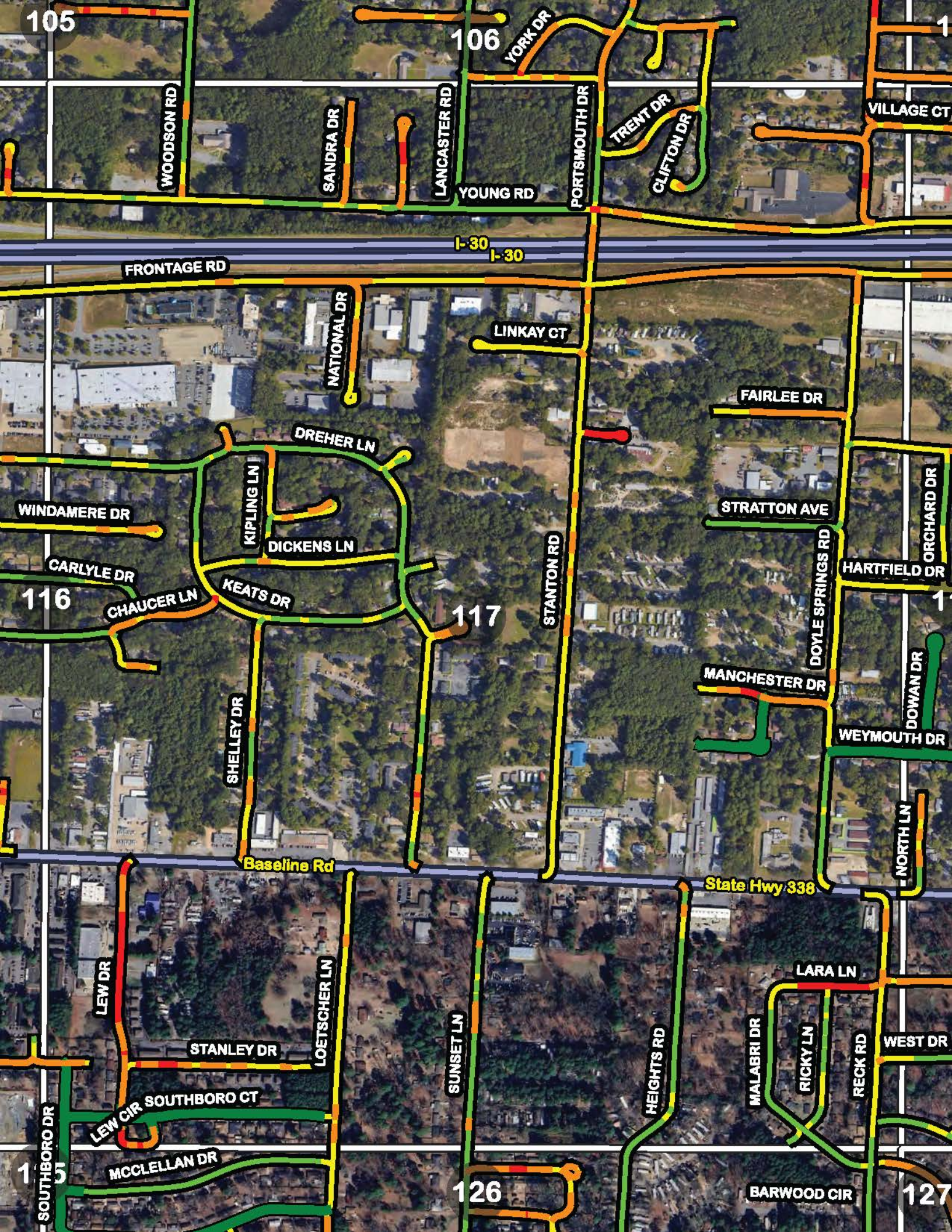
CHATEAU DR

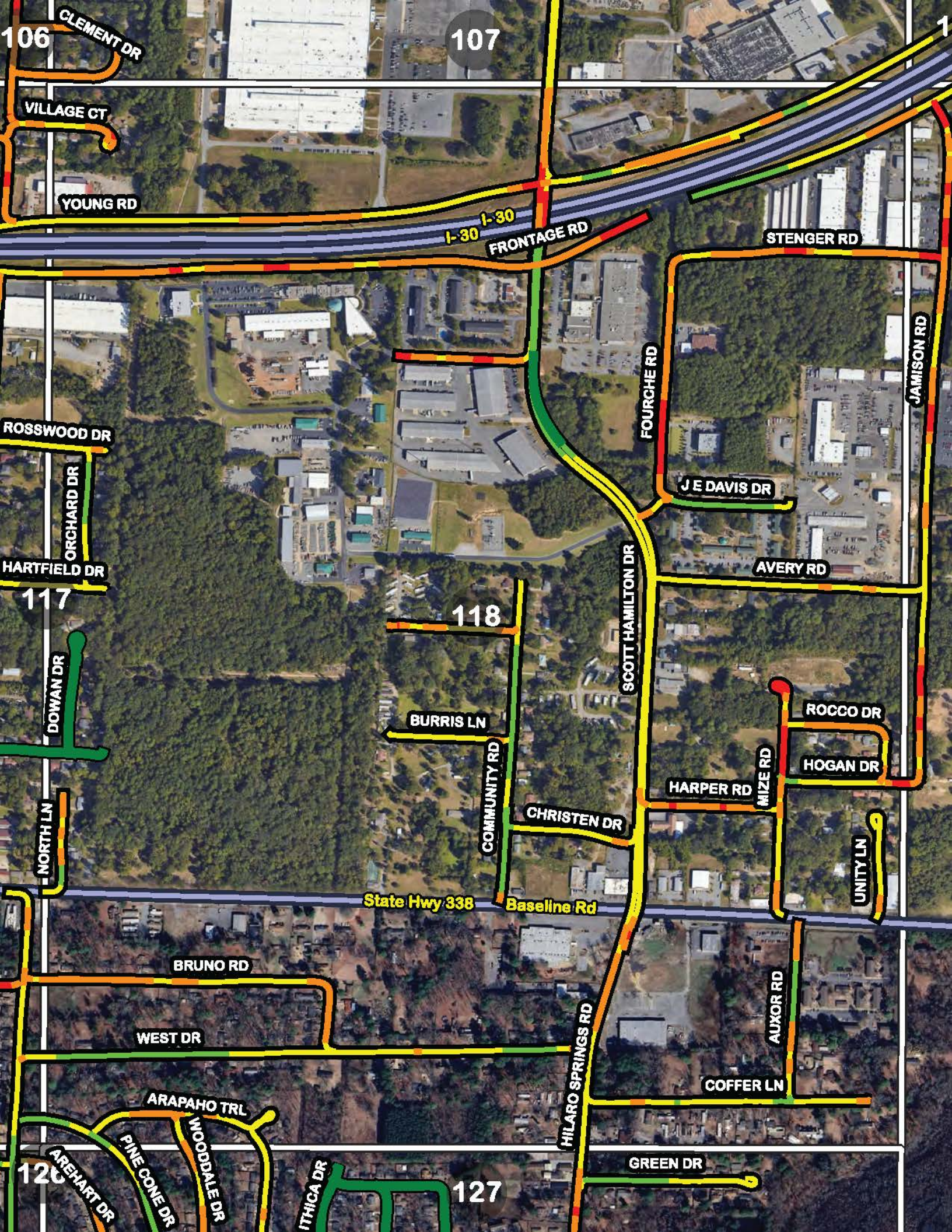
125

SAXONY CIR

SOUTHBORO DR

12





106 CLEMENT DR

107

VILLAGE CT

YOUNG RD

I-30 I-30

FRONTAGE RD

STENGER RD

ROSSWOOD DR

ORCHARD DR

HARTFIELD DR

117

DOWAN DR

NORTH LN

118

BURRIS LN

COMMUNITY RD

CHRISTEN DR

SCOTT HAMILTON DR

J E DAVIS DR

AVERY RD

ROCCO DR

HOGAN DR

HARPER RD

MIZE RD

UNITY LN

State Hwy 338

Baseline Rd

BRUNO RD

WEST DR

ARAPAHO TRL

PINE CONE DR

WOODDALE DR

120

AREHART DR

ITHICA DR

127

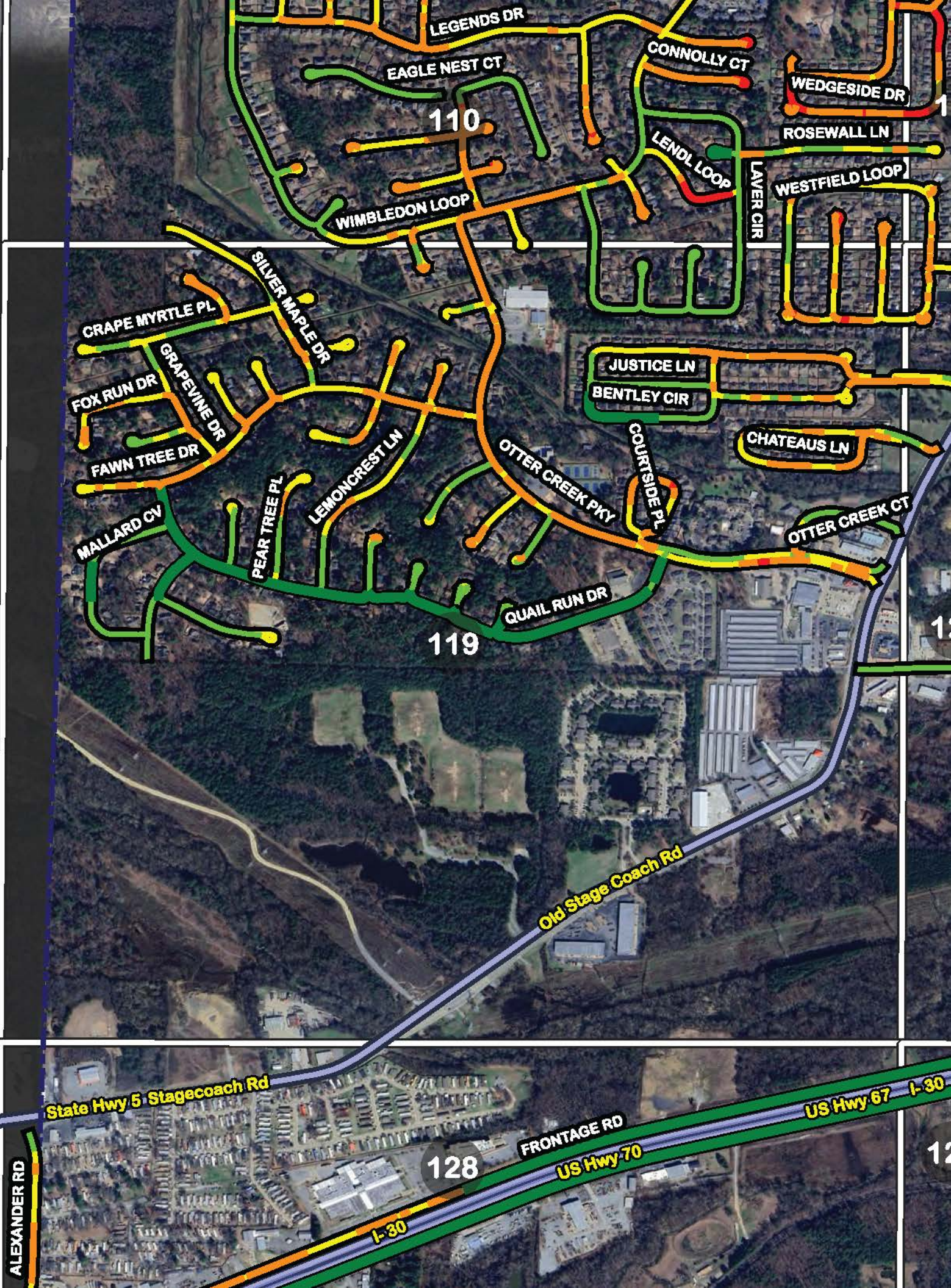
HILARO SPRINGS RD

COFFER LN

AUXOR RD

GREEN DR

JAMISON RD



110

119

128

LEGENDS DR

EAGLE NEST CT

CONNOLLY CT

WEDGESIDE DR

ROSEWALL LN

LENDL LOOP

LAYER CIR

WESTFIELD LOOP

WIMBLEDON LOOP

GRAPE MYRTLE PL

SILVER MAPLE DR

FOX RUN DR

GRAPEVINE DR

FAWN TREE DR

MALLARD CV

PEAR TREE PL

LEMONCREST LN

OTTER CREEK PKY

JUSTICE LN

BENTLEY CIR

COURTIDE PL

CHATEAUS LN

OTTER CREEK CT

Old Stage Coach Rd

State Hwy 5 Stagecoach Rd

FRONTAGE RD

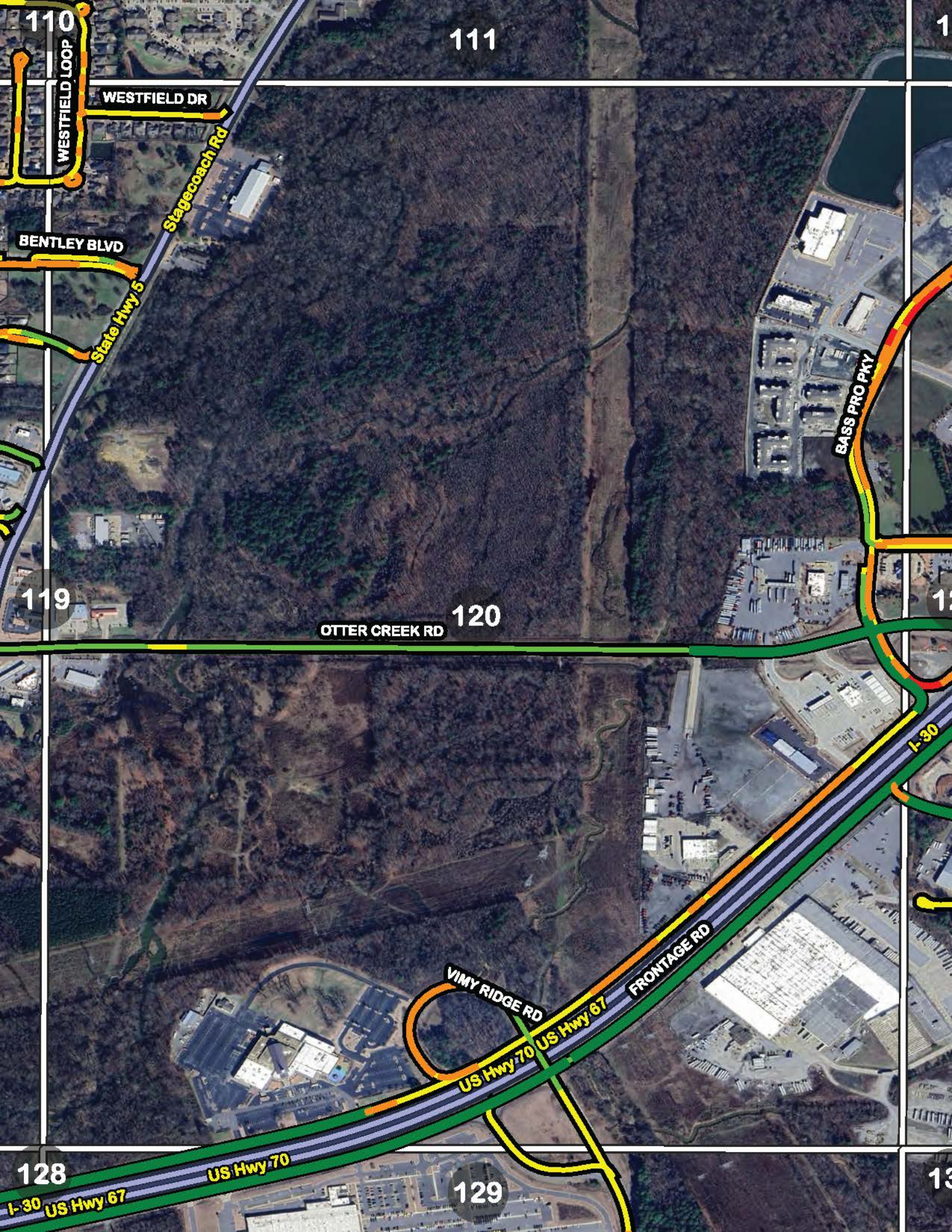
US Hwy 70

US Hwy 67 I-30

ALEXANDER RD

I-30

12



110

111

1

WESTFIELD LOOP

WESTFIELD DR

Stagecoach Rd

BENTLEY BLVD

State Hwy 5

BASS PRO PKY

119

OTTER CREEK RD 120

1

128

129

13

I-30 US Hwy 67

US Hwy 70

VIMY RIDGE RD

US Hwy 70 US Hwy 67

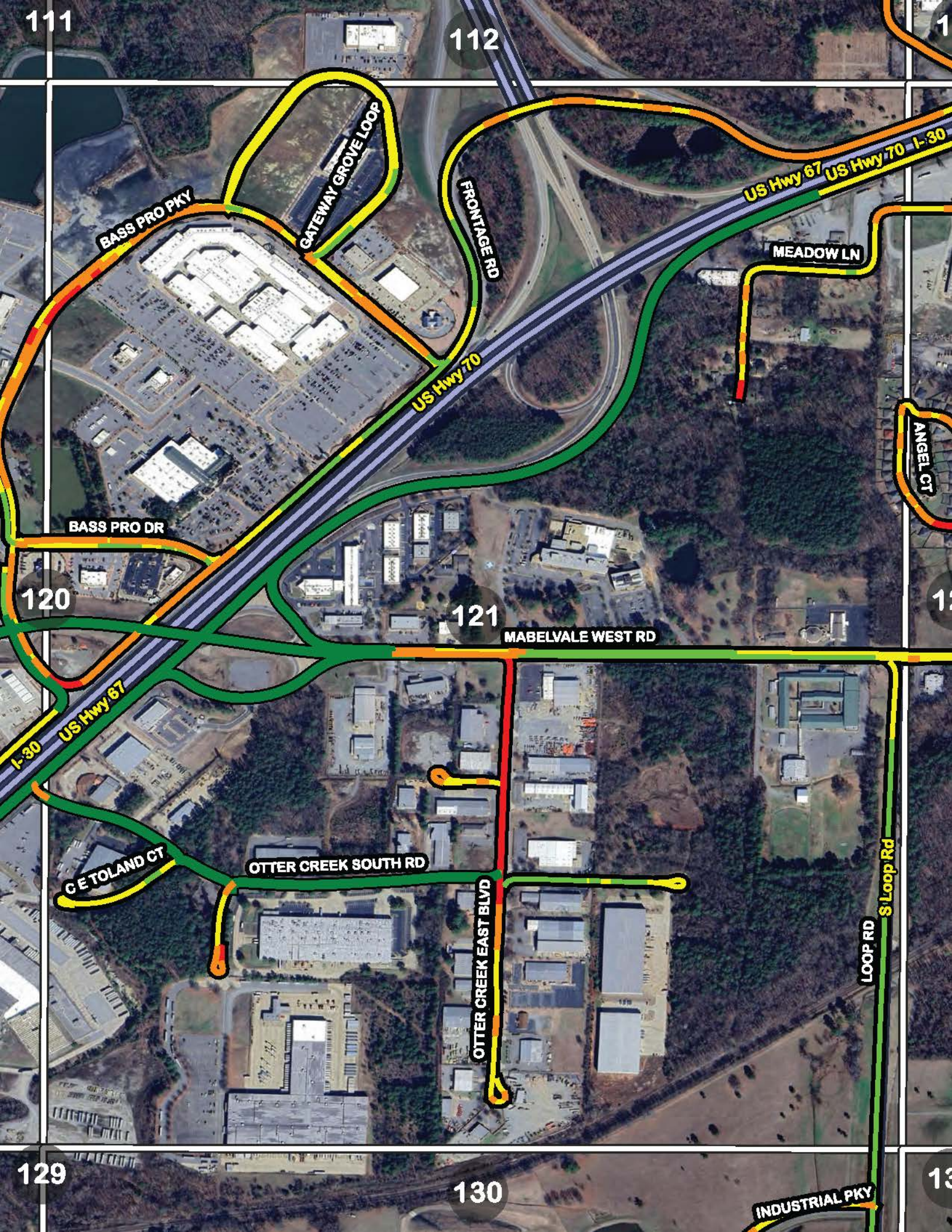
FRONTAGE RD

I-30

111

112

1



BASS PRO PKY

GATEWAY GROVE LOOP

FRONTAGE RD

US Hwy 67 US Hwy 70 - I-30

MEADOW LN

US Hwy 70

ANGEL CT

BASS PRO DR

120

121

MABELVALE WEST RD

1

I-30 US Hwy 67

GE TOLAND CT

OTTER CREEK SOUTH RD

OTTER CREEK EAST BLVD

S Loop Rd

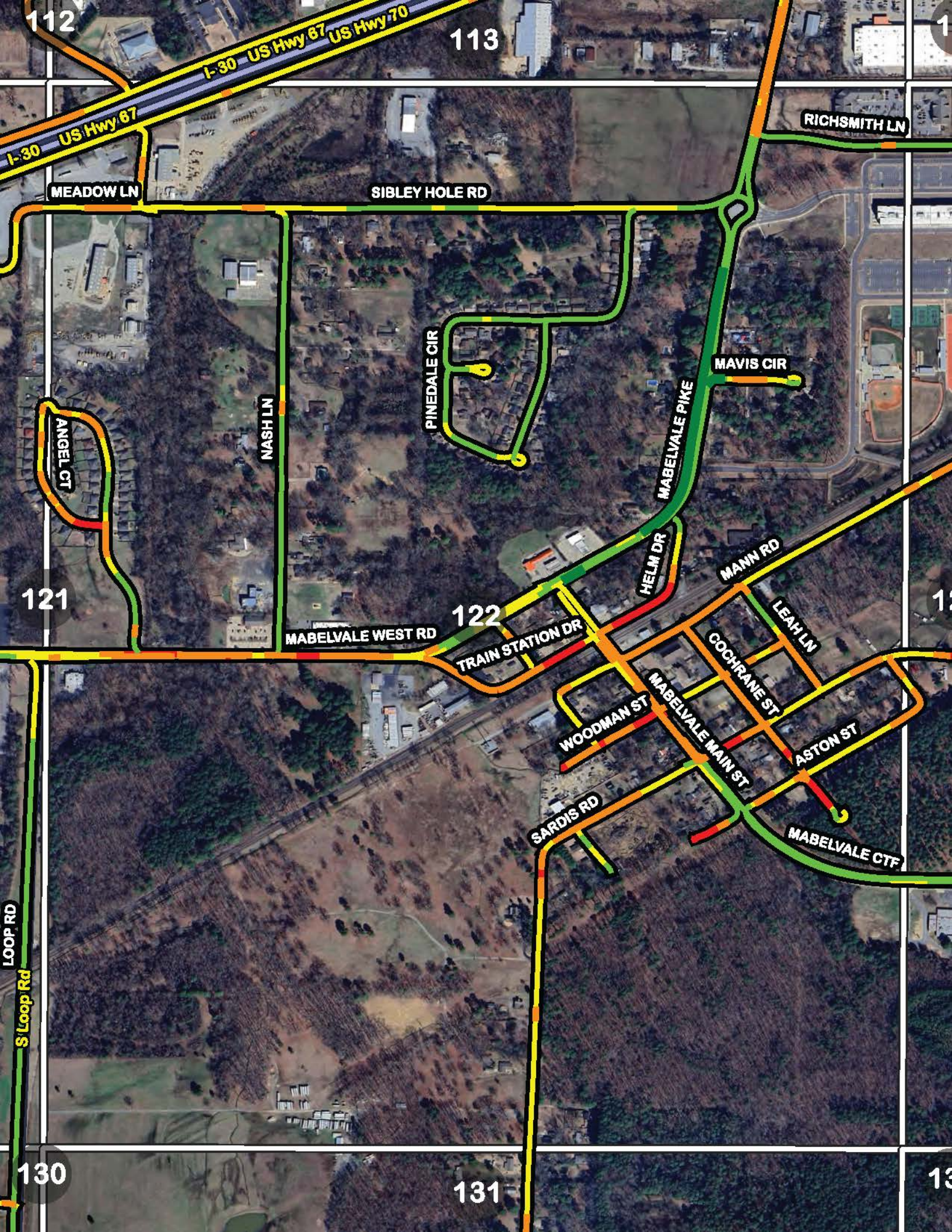
LOOP RD

129

130

13

INDUSTRIAL PKY



112

113

114

I-30 US Hwy 67 US Hwy 70

I-30 US Hwy 67

RICHSMITH LN

MEADOW LN

SIBLEY HOLE RD

PINEDALE CIR

MAVIS CIR

NASH LN

MABELVALE PIKE

ANGEL CT

MANN RD

121

122

123

MABELVALE WEST RD

TRAIN STATION DR

LEAH LN

WOODMAN ST

COCHRANE ST

ASTON ST

SARDIS RD

MABELVALE MAIN ST

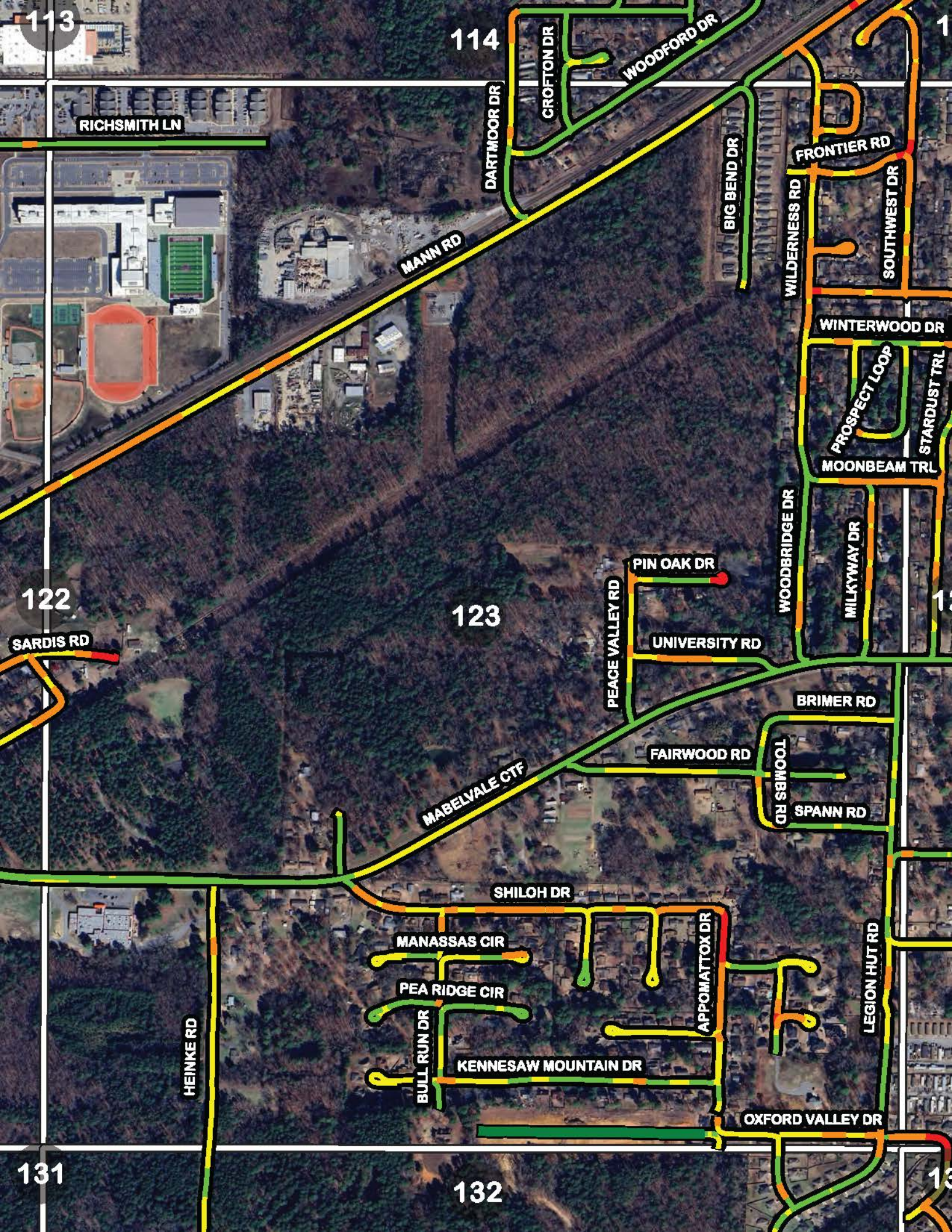
MABELVALE CTF

LOOP RD
S Loop Rd

130

131

132



113

114

RICHSMITH LN

DARTMOOR DR

CROFTON DR

WOODFORD DR

BIG BEND DR

WILDERNESS RD

FRONTIER RD

SOUTHWEST DR

MANN RD

WINTERWOOD DR

PROSPECT LOOP

STARDUST TRL

MOONBEAM TRL

WOODBIDGE DR

MILKYWAY DR

PIN OAK DR

UNIVERSITY RD

122

123

SARDIS RD

PEACE VALLEY RD

BRIMER RD

FAIRWOOD RD

TOOMBS RD

SPANN RD

MABELVALE CTF

SHILOH DR

MANASSAS CIR

PEA RIDGE CIR

BULL RUN DR

KENNESAW MOUNTAIN DR

APPOMATTOX DR

LEGION HUT RD

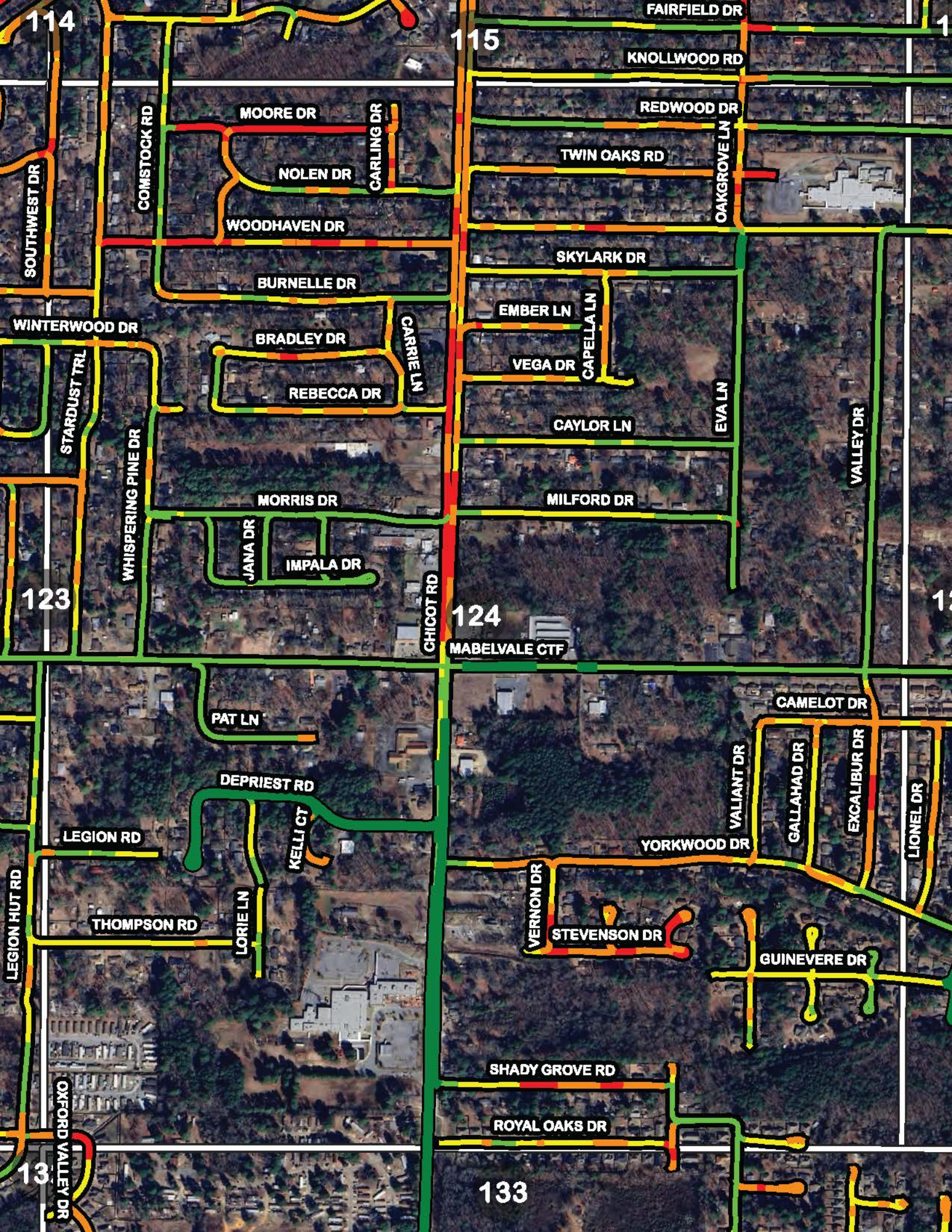
OXFORD VALLEY DR

HEINKE RD

131

132

133



114

115

123

124

133

133

SOUTHWEST DR

COMSTOCK RD

MOORE DR

NOLEN DR

CARLING DR

WOODHAVEN DR

BURNELLE DR

BRADLEY DR

REBECCA DR

CARRIE LN

EMBER LN

VEGA DR

CAPELLA LN

CAYLOR LN

EVA LN

VALLEY DR

MORRIS DR

MILFORD DR

JANA DR

IMPALA DR

CHICOT RD

MABELVALE CTF

PAT LN

DEPRIEST RD

LEGION RD

KELLI CT

YORKWOOD DR

CAMELOT DR

VALIANT DR

GALLAHAD DR

EXCALIBUR DR

LIONEL DR

THOMPSON RD

LORIEL LN

VERNON DR

STEVENSON DR

GUINEVERE DR

SHADY GROVE RD

ROYAL OAKS DR

OXFORD VALLEY DR

LEGION HUT RD

WINTERWOOD DR

STARDUST TRL

WHISPERING PINE DR

KNOLLWOOD RD

REDWOOD DR

TWIN OAKS RD

OAKGROVE LN

SKYLARK DR

EMBER LN

VEGA DR

CAPELLA LN

CAYLOR LN

EVA LN

VALLEY DR

MORRIS DR

MILFORD DR

JANA DR

IMPALA DR

CHICOT RD

MABELVALE CTF

PAT LN

DEPRIEST RD

LEGION RD

KELLI CT

YORKWOOD DR

CAMELOT DR

VALIANT DR

GALLAHAD DR

EXCALIBUR DR

LIONEL DR

THOMPSON RD

LORIEL LN

VERNON DR

STEVENSON DR

GUINEVERE DR

SHADY GROVE RD

ROYAL OAKS DR

OXFORD VALLEY DR

LEGION HUT RD

WINTERWOOD DR

STARDUST TRL

WHISPERING PINE DR

KNOLLWOOD RD

REDWOOD DR

TWIN OAKS RD

OAKGROVE LN

SKYLARK DR

EMBER LN

VEGA DR

CAPELLA LN

CAYLOR LN

EVA LN

VALLEY DR

MORRIS DR

MILFORD DR

JANA DR

IMPALA DR

CHICOT RD

MABELVALE CTF

PAT LN

DEPRIEST RD

LEGION RD

KELLI CT

YORKWOOD DR

CAMELOT DR

VALIANT DR

GALLAHAD DR

EXCALIBUR DR

LIONEL DR

THOMPSON RD

LORIEL LN

VERNON DR

STEVENSON DR

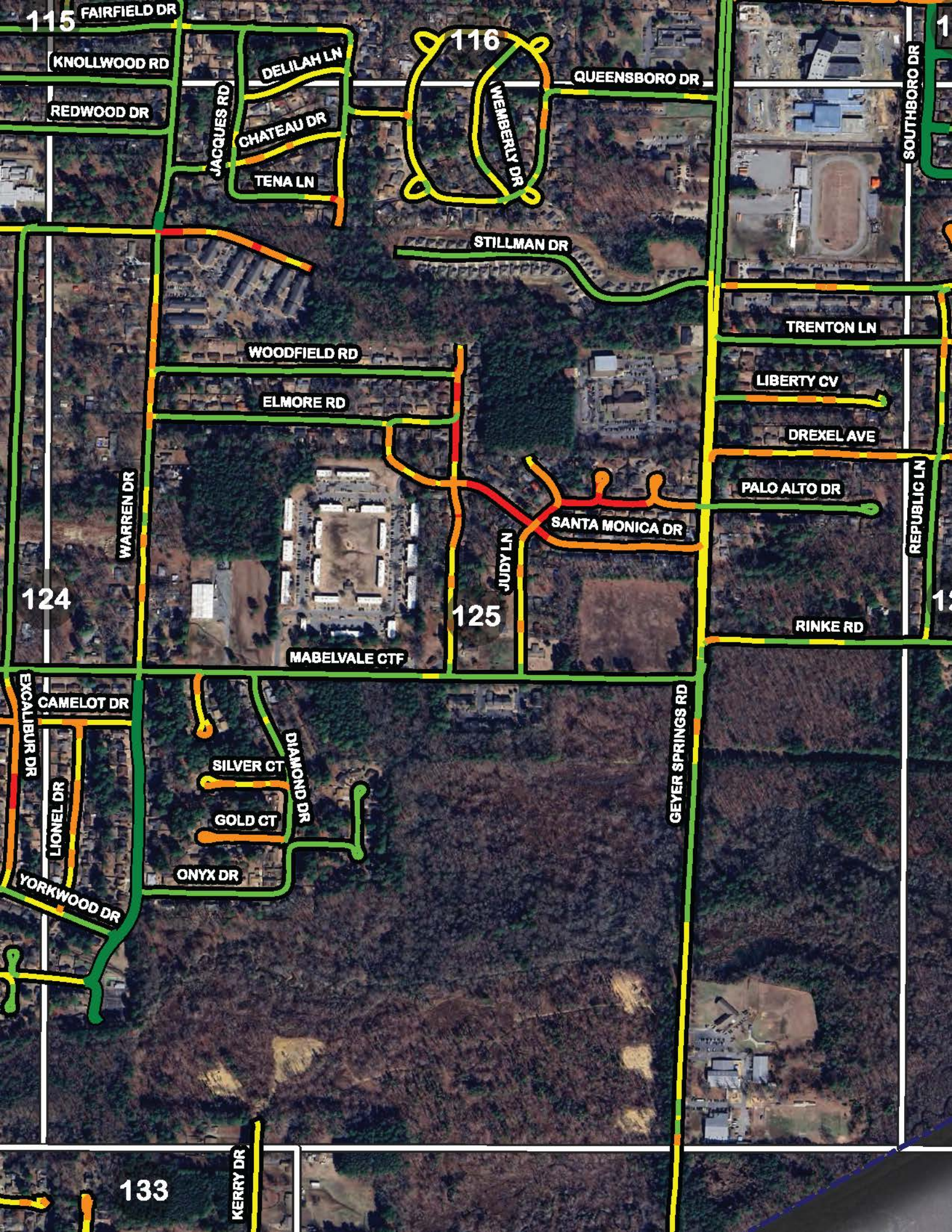
GUINEVERE DR

SHADY GROVE RD

ROYAL OAKS DR

OXFORD VALLEY DR

LEGION HUT RD



115 FAIRFIELD DR

KNOLLWOOD RD

REDWOOD DR

JACQUES RD

DELILAH LN

CHATEAU DR

TENA LN

116

MEMBERLY DR

QUEENSBORO DR

SOUTHBORO DR

STILLMAN DR

WOODFIELD RD

ELMORE RD

TRENTON LN

LIBERTY CV

DREXEL AVE

WARREN DR

PALO ALTO DR

SANTA MONICA DR

REPUBLIC LN

124

JUDY LN

125

RINKE RD

MABELVALE CTF

EXCALIBUR DR

CAMELOT DR

LIONEL DR

YORKWOOD DR

SILVER CT

GOLD CT

DIAMOND DR

ONYX DR

GEYER SPRINGS RD

133

KERRY DR



116

117

1

LEW CIR SOUTHBORO CT

MCCLELLAN DR

SOUTHBORO DR

VALLEY DR

LOETSCHER LN

REGENCY CIR

BARWOOD CIR

MALABRI DR

RECK RD

SUNSET LN

ACKERMAN DR

HEIGHTS RD

RAMONA DR

TAMELA DR

MARGIE CIR

ESSER DR

LOVETT DR

DREXEL AVE

REPUBLIC LN

INDEPENDENCE LN

RINKE RD

125

126

1



117

118

COFFER LN

AREHART DR
WOODDALE DR

GREEN DR

ITHICA DR

AMERICAN MANOR DR

PINE CONE DR

ARAPAHO TRL

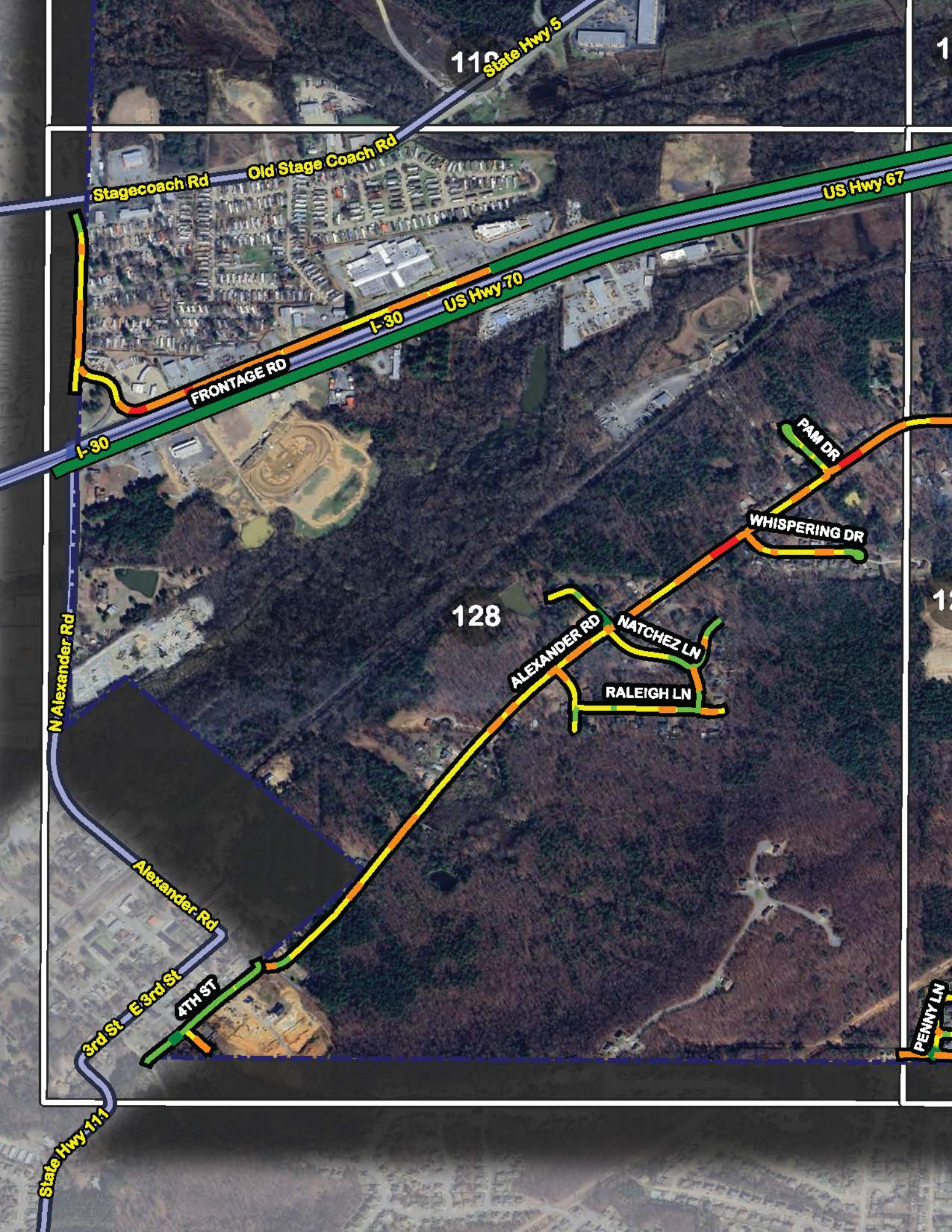
98TH ST

PINEWOOD LOOP

HILARO SPRINGS RD

126

127



112 State Hwy 5

Stagecoach Rd

Old Stage Coach Rd

US Hwy 67

I-30 US Hwy 70

FRONTAGE RD

I-30

N Alexander Rd

128

ALEXANDER RD

NATCHEZ LN

RALEIGH LN

WHISPERING DR

PAM DR

Alexander Rd

3rd St E 3rd St

4th St

PENNY LN

State Hwy 111

119

120

121

FRONTAGE RD

I-30 US Hwy. 67 I-30

US Hwy. 67

ALEXANDER RD

RED GRANITE LOOP

PINE ROCK CT

WOODSTONE DR

129

VILLAGE BEND DR

GATEWAY DR

VILLAGE RUN PKY

VIMY RIDGE RD

128

130

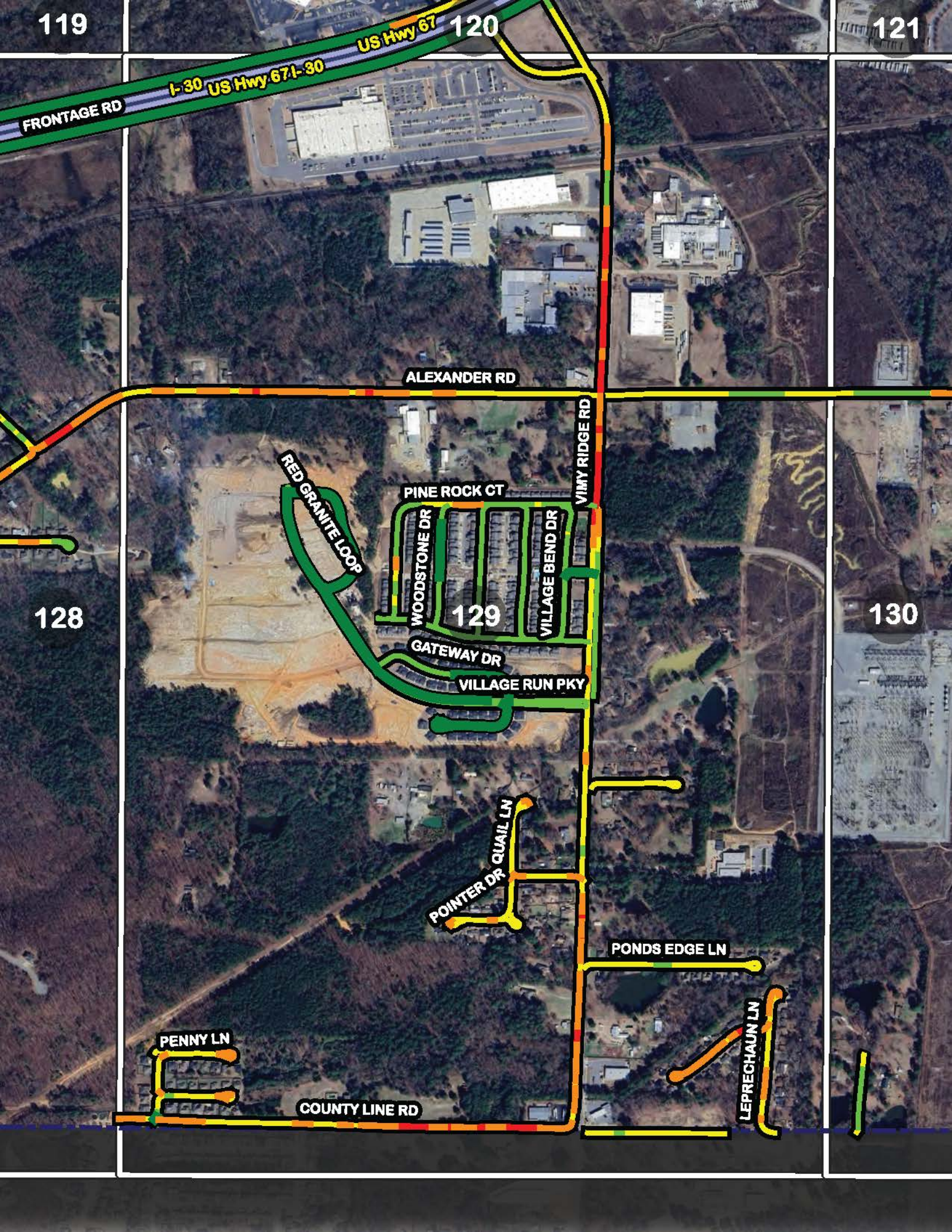
POINTER DR
QUAIL LN

PONDS EDGE LN

PENNY LN

COUNTY LINE RD

LEPRECHAUN LN



120

121

122



ALEXANDER RD

INDUSTRIAL PKY

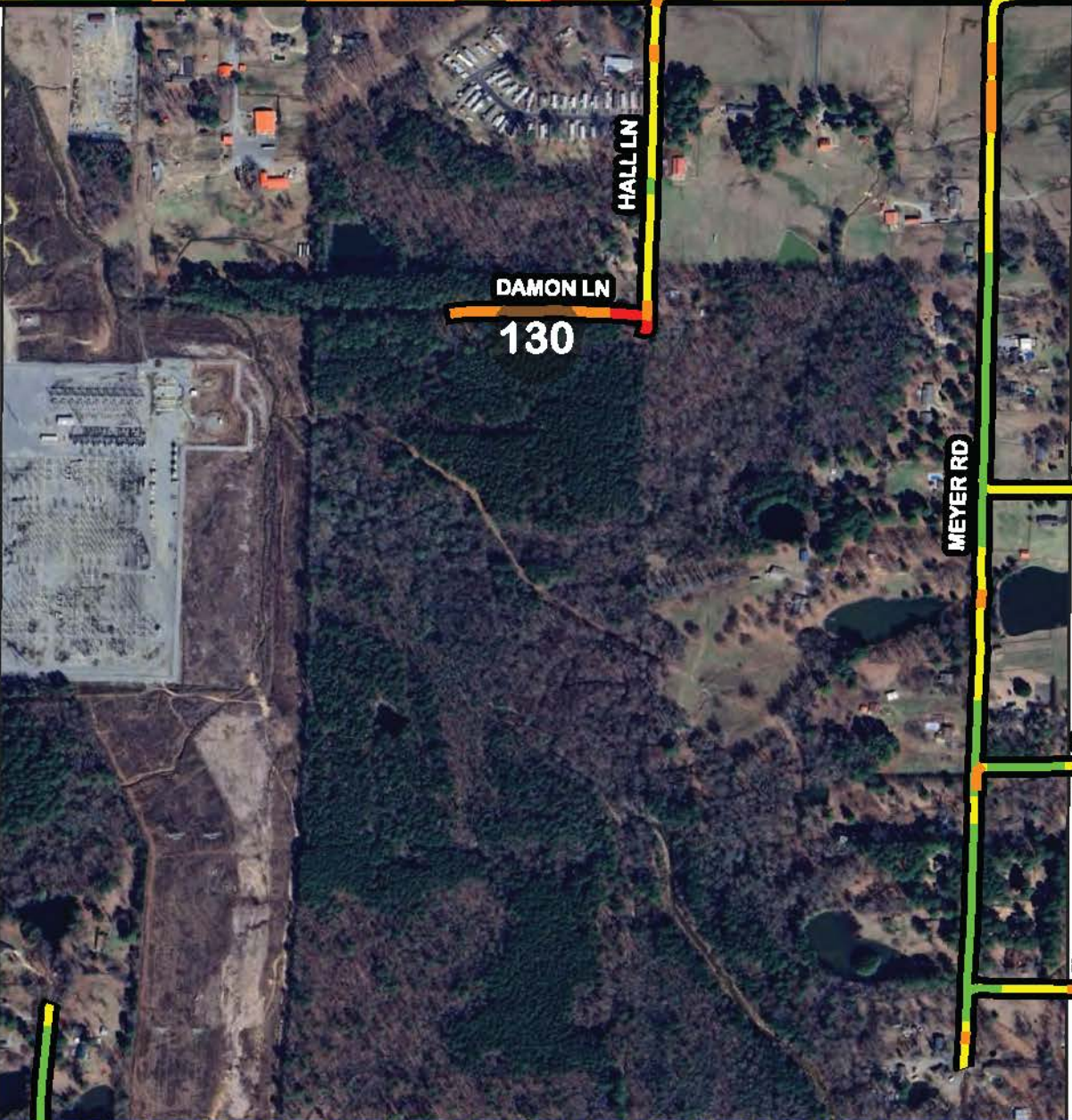
LOOP RD
S Loop Rd

129

DAMON LN

130

131



LEPRECHAUN LN

HALL LN

MEYER RD

ANTHONY LN

SUNRISE LN

SHEILA LN

121

122

123

LOOP RD

S Loop Rd

OLD ORCHARD DR

ALEXANDER RD

CARROLL CIR

SARDIS RD

130

131

132

MEYER RD

ANTHONY LN

HEINKE RD

SUNRISE LN

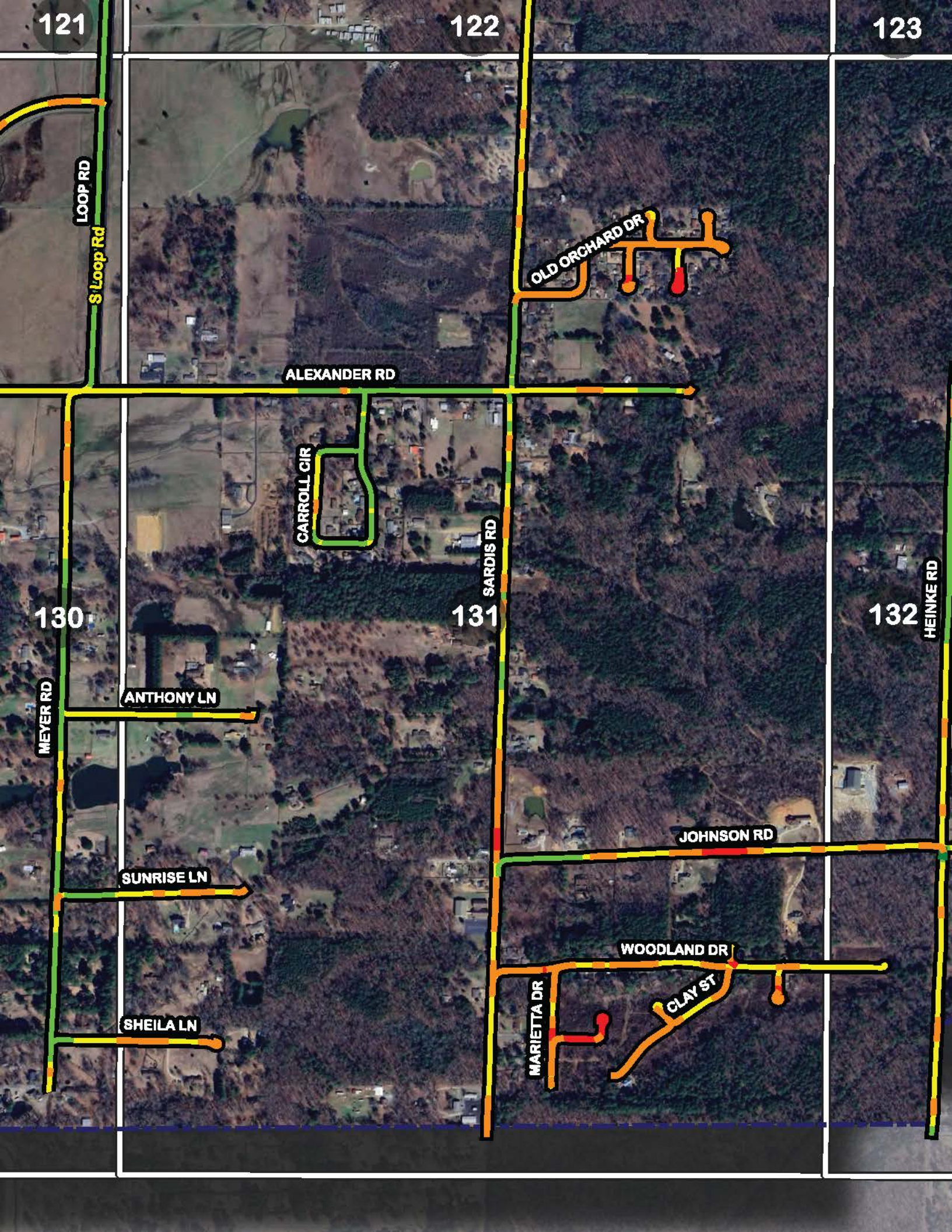
JOHNSON RD

SHEILA LN

WOODLAND DR

MARIETTA DR

CLAY ST



122

123

124

OXFORD VALLEY DR

LEGION HUT RD

COURTFIELD DR

HILLSBORO RD

133

BUNCH RD

131

132

COULTER LAKE RD

WHISPERING OAK TRIL

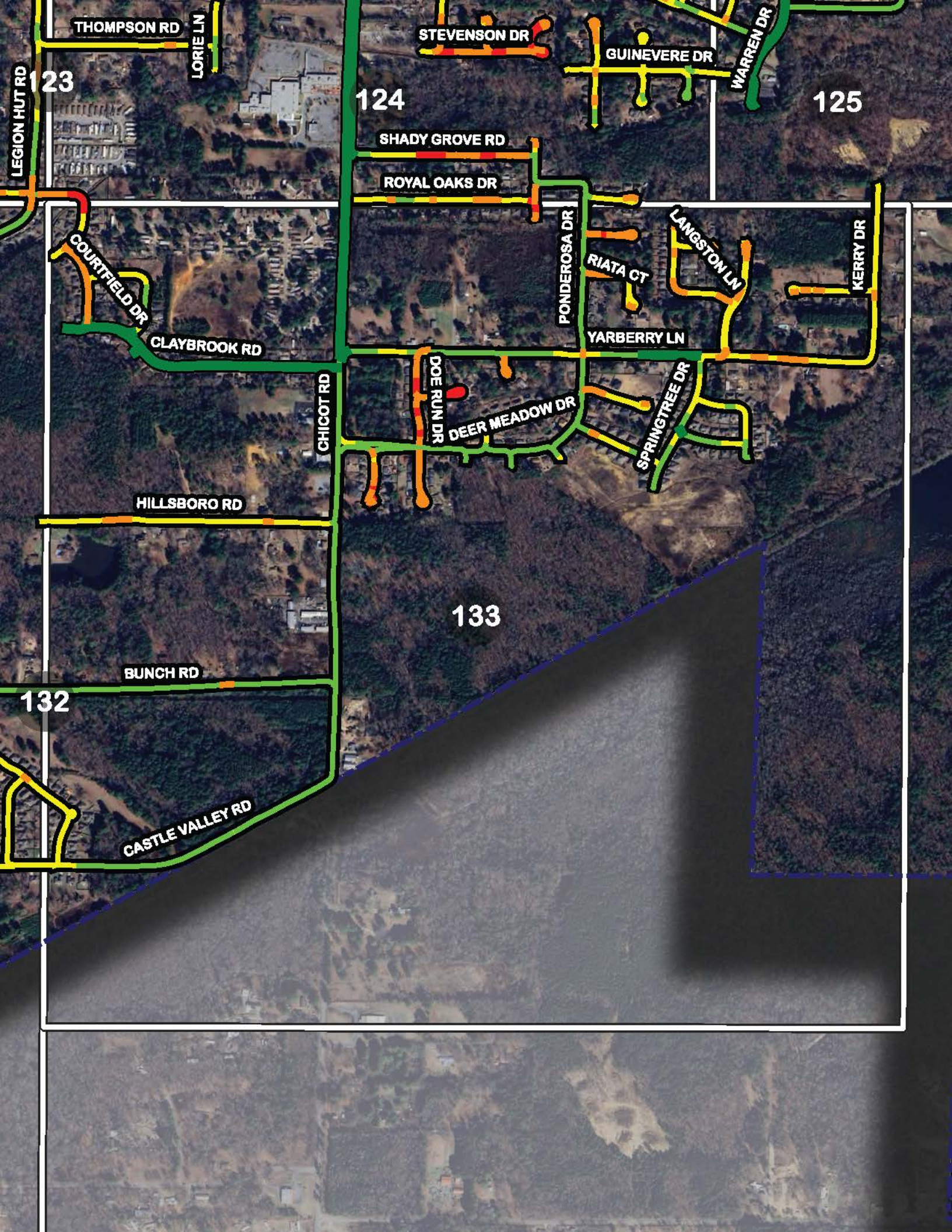
CASTLE VALLEY RD

JOHNSON RD

WOODLAND DR

HEINKE RD





THOMPSON RD

LORIE LN

STEVENS DR

GUINEVERE DR

WARREN DR

123

124

125

LEGION HUT RD

SHADY GROVE RD

ROYAL OAKS DR

COURTFIELD DR

CLAYBROOK RD

PONDEROSA DR

RIATA CT

LANGSTON LN

KERRY DR

YARBERRY LN

CHICOT RD

DOE RUN DR

DEER MEADOW DR

SPRINGTREE DR

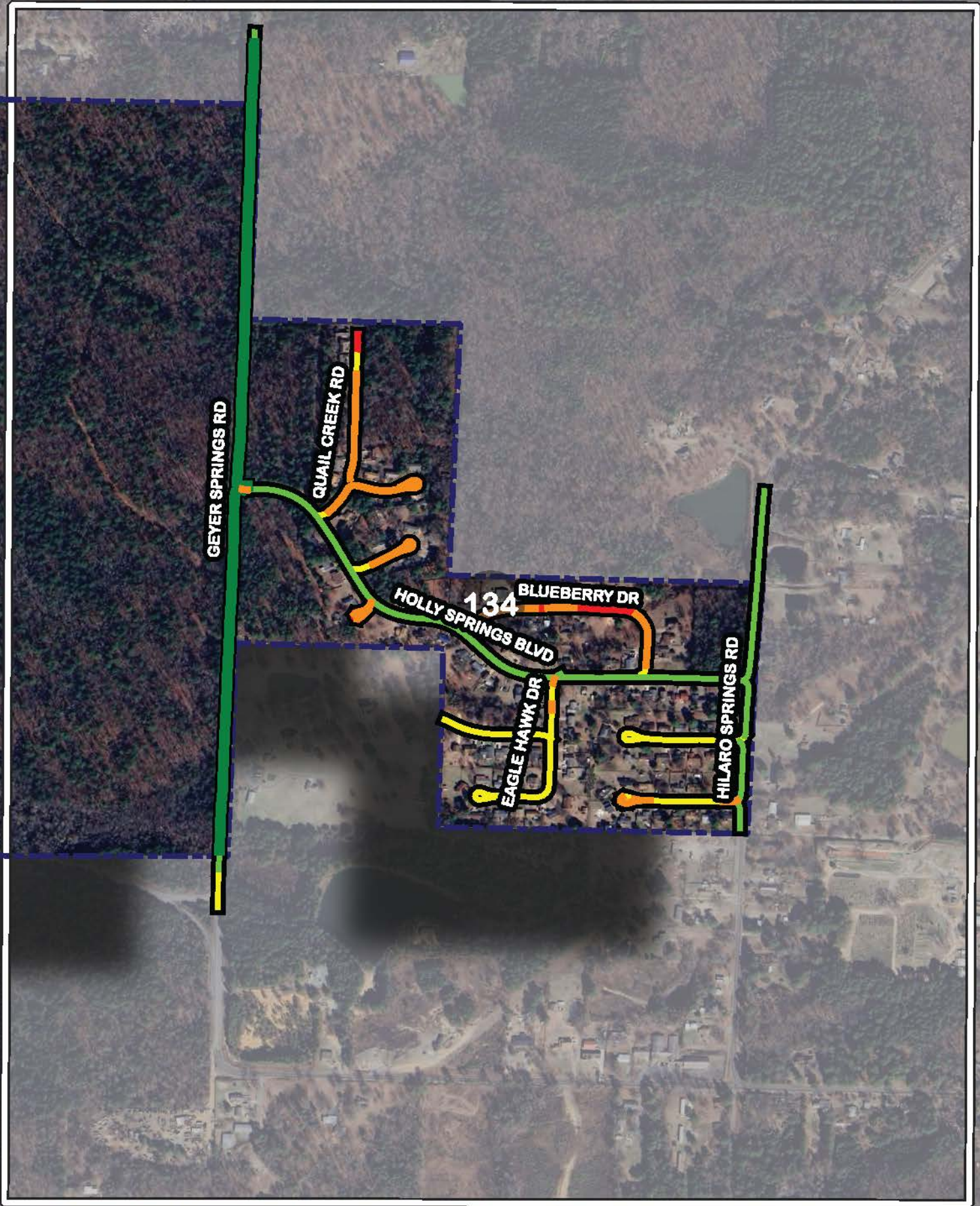
HILLSBORO RD

133

BUNCH RD

132

CASTLE VALLEY RD



GEYER SPRINGS RD

QUAIL CREEK RD

134

BLUEBERRY DR

HOLLY SPRINGS BLVD

EAGLE HAWK DR

HILARO SPRINGS RD