

WEEKLY CRIME STATS

Week Ending July 14 2025

Little Rock Police Department



CLR

#FORWARDTOGETHER

Part I Offense Comparison Citywide

Jan 1 - July 14 2025 vs 2024

PART I INCIDENT	TOTAL		2025 v 2024	Last 5 Years		2025 by Division			
	2025	2024	% change	Avg.	% change	12th ST	NW	SW	RM
All Homicide Offenses	30	22	36%	32	-7%	6	10	14	0
Forcible Rape	88	93	-5%	98	-12%	42	20	25	1
Robbery	210	201	4%	200	5%	79	60	66	5
Aggravated Assault	1425	1496	-5%	1593	-12%	484	412	516	13
Violent Crime	1753	1812	-3%	1923	-10%	611	502	621	19
Burglary/B & E	791	974	-19%	929	-17%	208	234	344	5
Larceny/Theft	3306	4152	-20%	4015	-21%	860	1407	977	62
Motor Vehicle Theft	341	482	-29%	520	-52%	97	118	119	7
Property Crime	4438	5608	-21%	5463	-23%	1165	1759	1440	74
TOTAL	6191	7420	-17%	7387	-19%	1776	2261	2061	93
Percentage of Total YTD - by Division						29%	37%	33%	1%

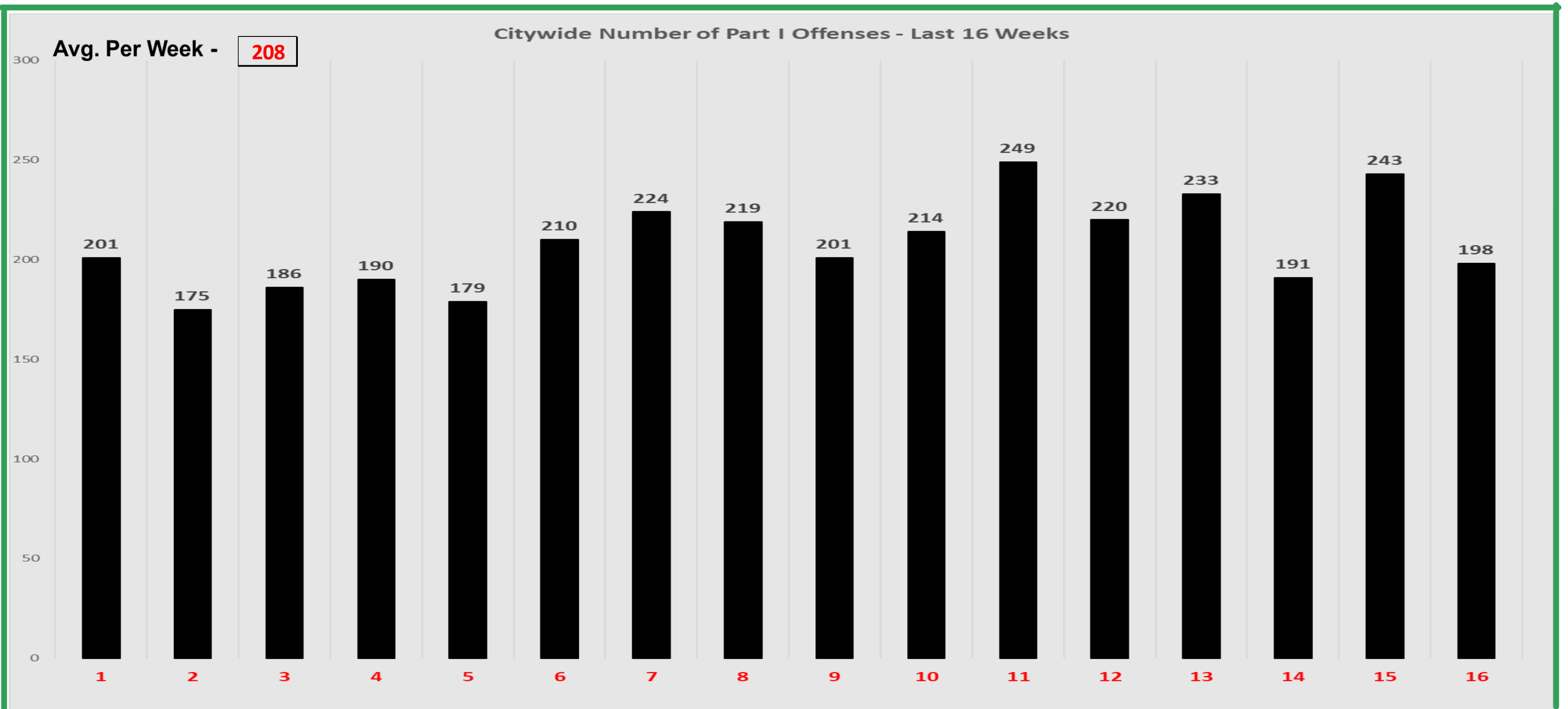
These figures are based on offenses reported to LRPD and are retrieved from the Department's Records Management System.

The figures may include some offenses that could be reclassified after further investigation.

This chart includes all homicide offenses – including justifiable and negligent homicide – even though those aren't Part I Offenses for FBI reporting purposes.

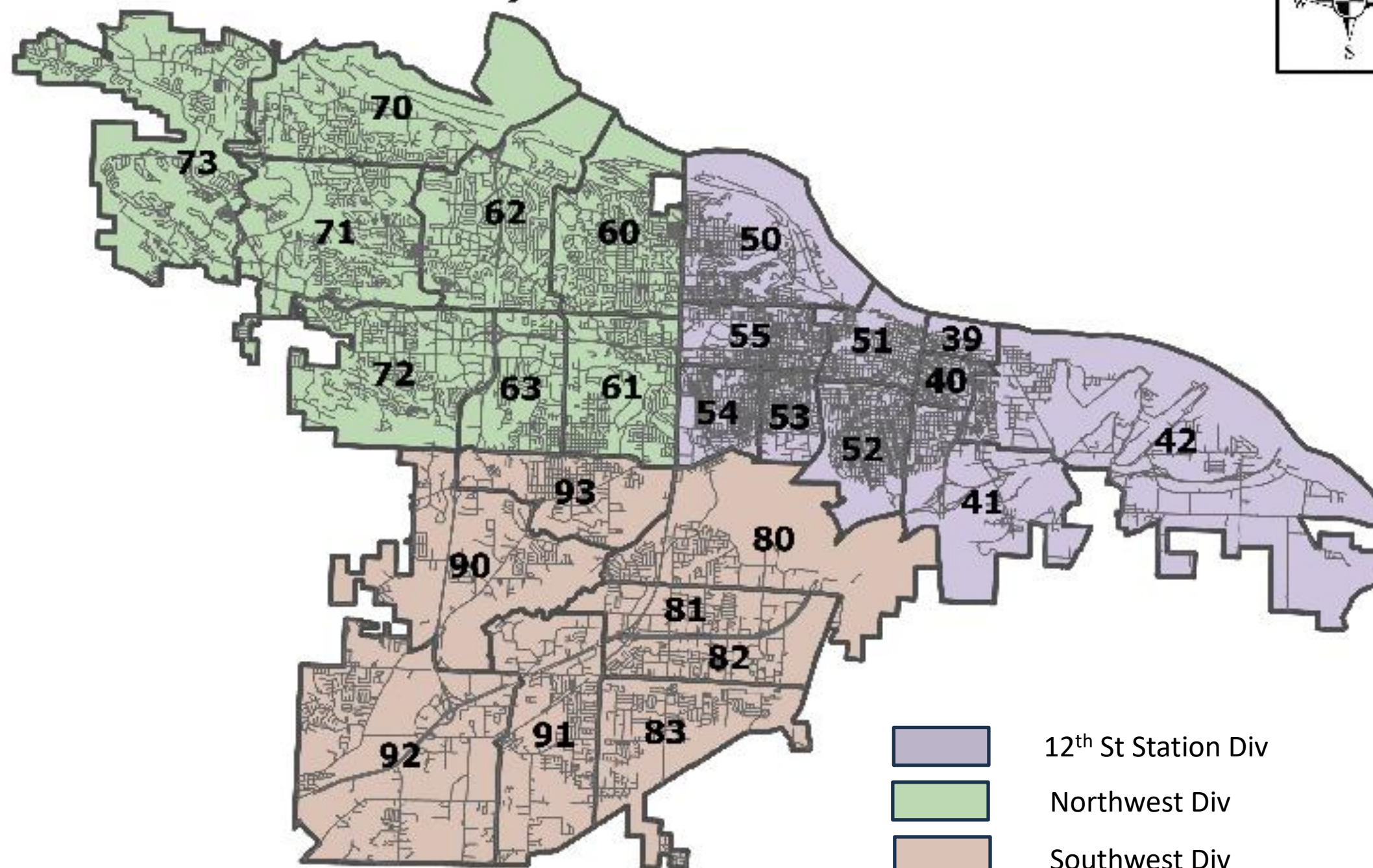
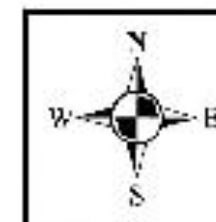
CLR

#FORWARDTOGETHER



CLR
#FORWARDTOGETHER

City Of Little Rock



0 1.5 3 6 Miles

Map dated: July 18 2023

CLR

#FORWARDTOGETHER

Part I Offense Comparison - 12th St. Station Division

Jan 1 - July 14 2025 vs 2024

PART I INCIDENT	12th ST		2025 v 2024	Last 5 Years		YTD 2025 BY DISTRICT									
	2025	2024	% change	Avg.	% change	40	41	42	50	51	52	53	54	55	
All Homicide Offenses	6	13	-54%	14	-57%	2	0	0	0	0	3	0	1	0	
Forcible Rape	42	34	24%	38	11%	3	2	4	0	7	2	8	7	9	
Robbery	79	58	36%	65	22%	8	7	5	2	4	17	12	10	14	
Aggravated Assault	484	508	-5%	561	-14%	36	52	48	18	21	102	61	79	67	
Violent Crime	611	613	0%	678	-10%	49	61	57	20	32	124	81	97	90	
				VC% by district		8%	10%	9%	3%	5%	20%	13%	16%	15%	
Burglary/B & E	208	258	-19%	271	-23%	18	20	11	18	20	30	19	41	31	
Larceny/Theft	860	924	-7%	1113	-23%	92	97	78	102	84	90	87	102	128	
Motor Vehicle Theft	97	144	-33%	170	-43%	9	2	16	14	7	17	6	14	12	
Property Crime	1165	1326	-12%	1554	-25%	119	119	105	134	111	137	112	157	171	
				PC% by district		10%	10%	9%	12%	10%	12%	10%	13%	15%	
TOTAL	1776	1939	-8%	2232	-20%	168	180	162	154	143	261	193	254	261	
				TC% by district		9%	10%	9%	9%	8%	15%	11%	14%	15%	

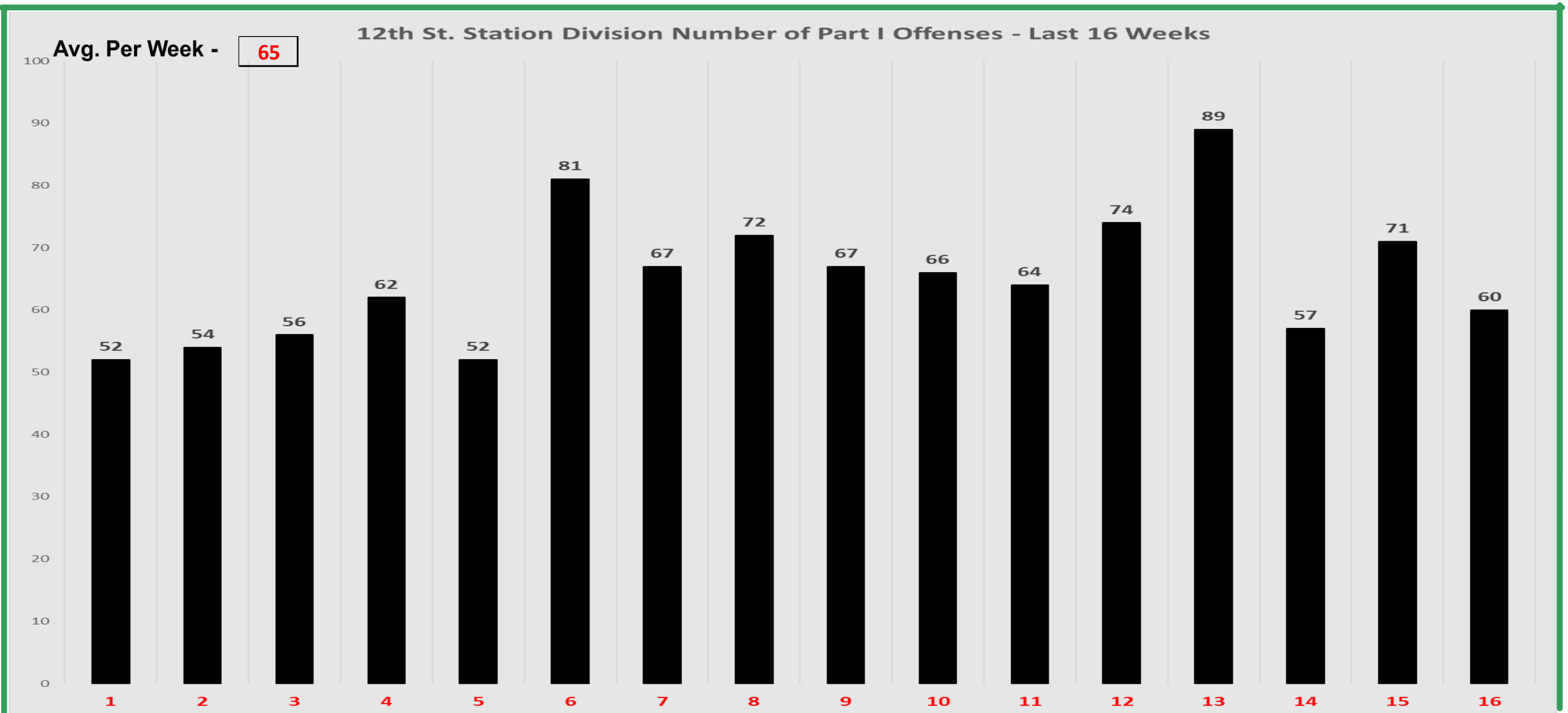
These figures are based on offenses reported to LRPD and are retrieved from the Department's Records Management System.

The figures may include some offenses that could be reclassified after further investigation.

This chart includes all homicide offenses – including justifiable and negligent homicide – even though those aren't Part I Offenses for FBI reporting purposes.

CLR

#FORWARDTOGETHER



Part I Offense Comparison - Northwest

Jan 1 - July 14 2025 vs 2024

PART I INCIDENT	NW		2025 v 2024	Last 5 Years		YTD 2025 - BY DISTRICT							
	2025	2024	% change	Avg.	% change	60	61	62	63	70	71	72	73
All Homicide Offenses	10	3	233%	9	11%	1	1	1	4	0	0	3	0
Forcible Rape	20	31	-35%	28	-29%	0	4	5	3	1	2	5	0
Robbery	60	51	18%	50	21%	7	16	15	10	0	6	5	1
Aggravated Assault	412	355	16%	409	1%	45	100	85	101	18	11	38	14
Violent Crime	502	440	14%	495	1%	53	121	106	118	19	19	51	15
				VC% by district		11%	24%	21%	24%	4%	4%	10%	3%
Burglary/B & E	234	329	-29%	314	-26%	22	60	63	33	8	12	24	12
Larceny/Theft	1407	1955	-28%	1783	-21%	112	237	248	217	80	177	282	54
Motor Vehicle Theft	118	180	-34%	178	-34%	14	25	38	16	4	7	11	3
Property Crime	1759	2464	-29%	2275	-23%	148	322	349	266	92	196	317	69
				PC% by district		8%	18%	20%	15%	5%	11%	18%	4%
TOTAL	2261	2904	-22%	2770	-18%	201	443	455	384	111	215	368	84
				TC% by district		9%	20%	20%	17%	5%	10%	16%	4%

These figures are based on offenses reported to LRPD and are retrieved from the Department's Records Management System.

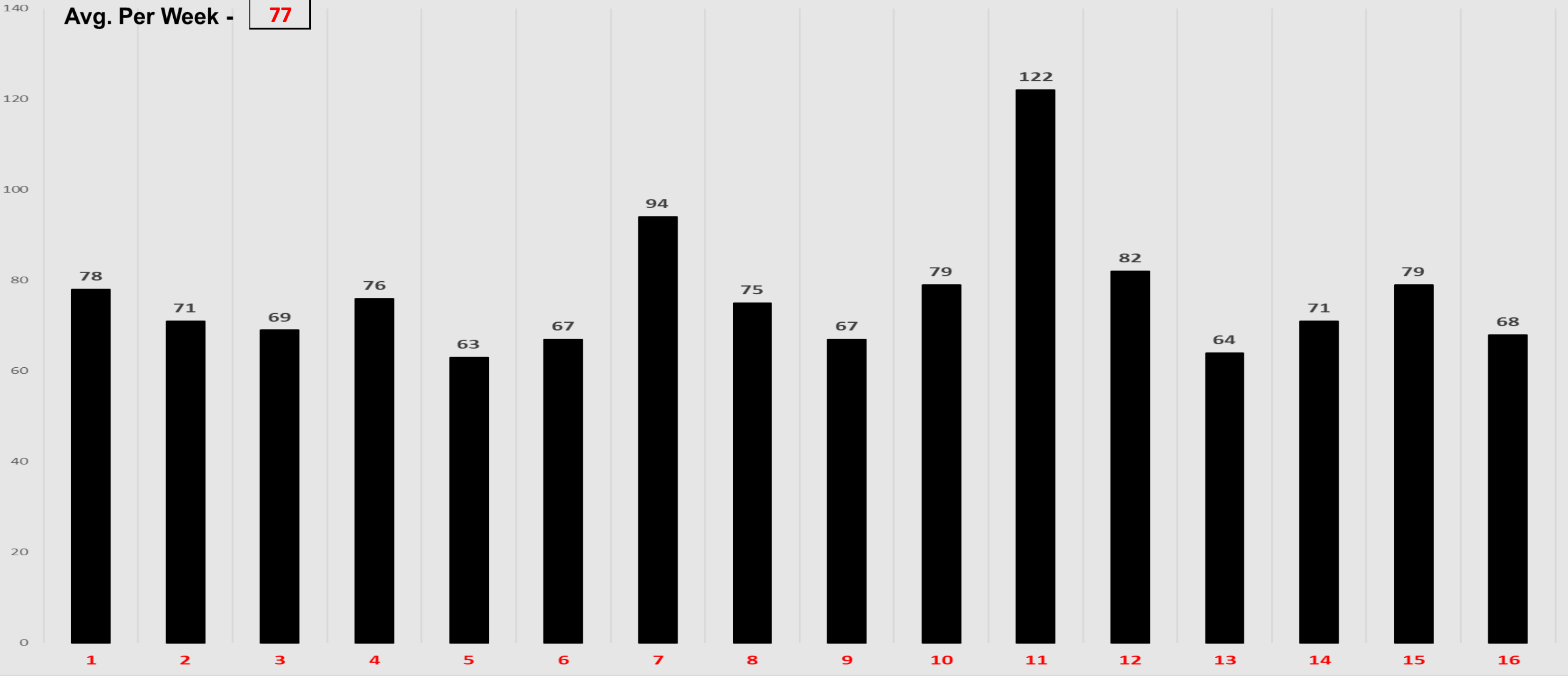
The figures may include some offenses that could be reclassified after further investigation.

This chart includes all homicide offenses – including justifiable and negligent homicide – even though those aren't Part I Offenses for FBI reporting purposes.

CLR

#FORWARDTOGETHER

NW Division Number of Part Offenses - Last 16 Weeks



Part I Offense Comparison - Southwest

Jan 1 - July 14 2025 vs 2024

PART I INCIDENT	SW		2025 v 2024	Last 5 Years		YTD 2025 - BY DISTRICT							
	2025	2024	% change	Avg.	% change	80	81	82	83	90	91	92	93
All Homicide Offenses	14	6	133%	9	56%	2	2	4	1	2	0	2	1
Forcible Rape	25	28	-11%	32	-23%	6	1	5	5	1	3	1	3
Robbery	66	90	-27%	86	-23%	7	11	13	6	2	5	15	7
Aggravated Assault	516	608	-15%	623	-17%	78	49	75	93	13	62	71	75
Violent Crime	621	732	-15%	750	-17%	93	63	97	105	18	70	89	86
				VC% by district		15%	10%	16%	17%	3%	11%	14%	14%
Burglary/B & E	344	382	-10%	344	0%	47	49	95	36	18	42	31	26
Larceny/Theft	977	1204	-19%	1118	-13%	99	81	123	155	62	164	209	84
Motor Vehicle Theft	119	151	-21%	172	-31%	22	9	23	14	7	14	24	6
Property Crime	1440	1737	-17%	1634	-12%	168	139	241	205	87	220	264	116
				PC% by district		12%	10%	17%	14%	6%	15%	18%	8%
TOTAL	2061	2469	-17%	2384	-14%	261	202	338	310	105	290	353	202
				TC% by district		13%	10%	16%	15%	5%	14%	17%	10%

These figures are based on offenses reported to LRPD and are retrieved from the Department's Records Management System.

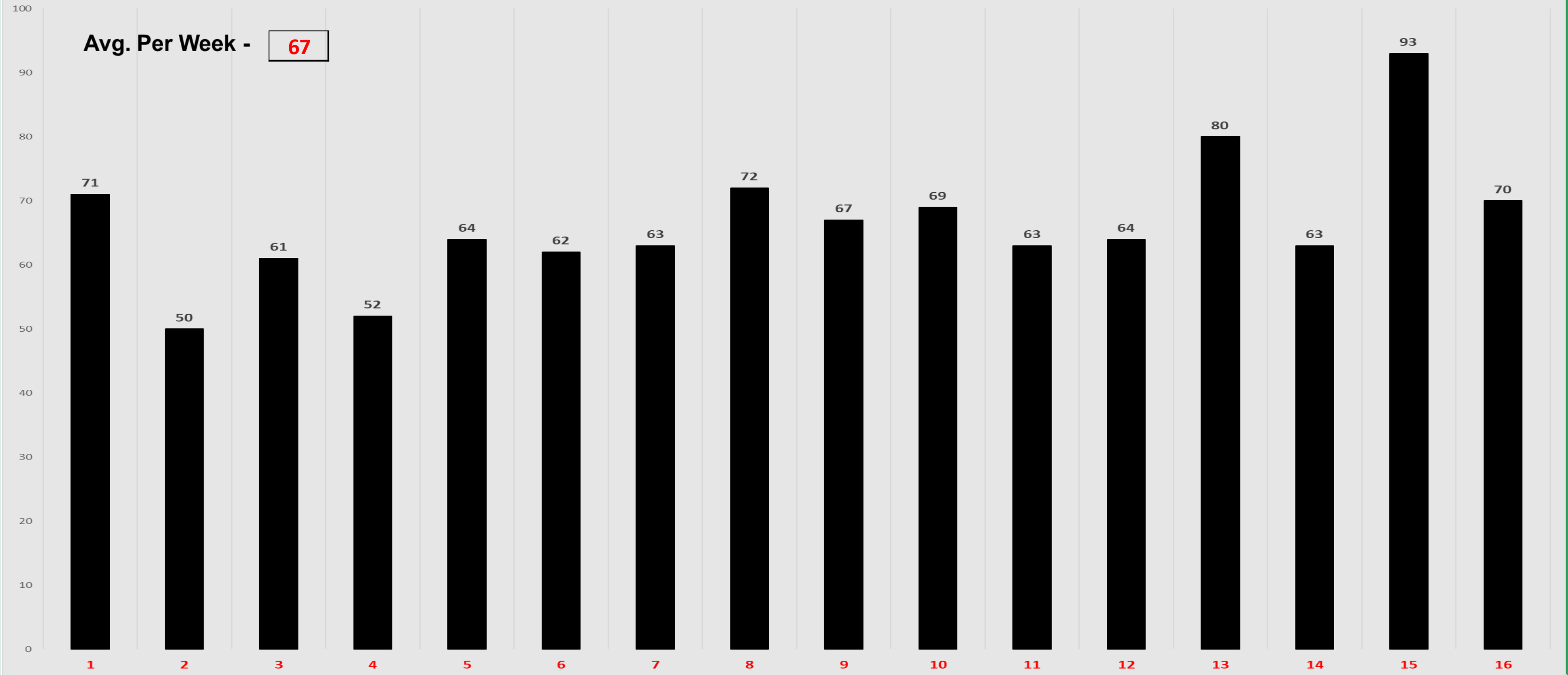
The figures may include some offenses that could be reclassified after further investigation.

This chart includes all homicide offenses – including justifiable and negligent homicide – even though those aren't Part I Offenses for FBI reporting purposes.

CLR

#FORWARDTOGETHER

SW Division Number of Part I Offenses - Last 16 Weeks



CLR

#FORWARDTOGETHER

Part I Offense Comparison - Special Operations Division - River Market

Jan 1 - July 14 2025 vs 2024

PART I INCIDENT	RM		2025 v 2024
	2025	2024	% change
All Homicide Offenses	0	0	0
Forcible Rape	1	0	0
Robbery	5	2	150%
Aggravated Assault	13	25	-48%
Violent Crime	19	27	-30%
Burglary/B & E	5	5	0%
Larceny/Theft	62	69	-10%
Motor Vehicle Theft	7	7	0%
Property Crime	74	81	-9%
TOTAL	93	108	-14%

CLR

#FORWARDTOGETHER