

## MEMORANDUM

**TO: HONORABLE MAYOR FRANK SCOTT, JR. AND BOARD OF DIRECTORS**

**CC: DELPHONE HUBBARD, CITY MANAGER**

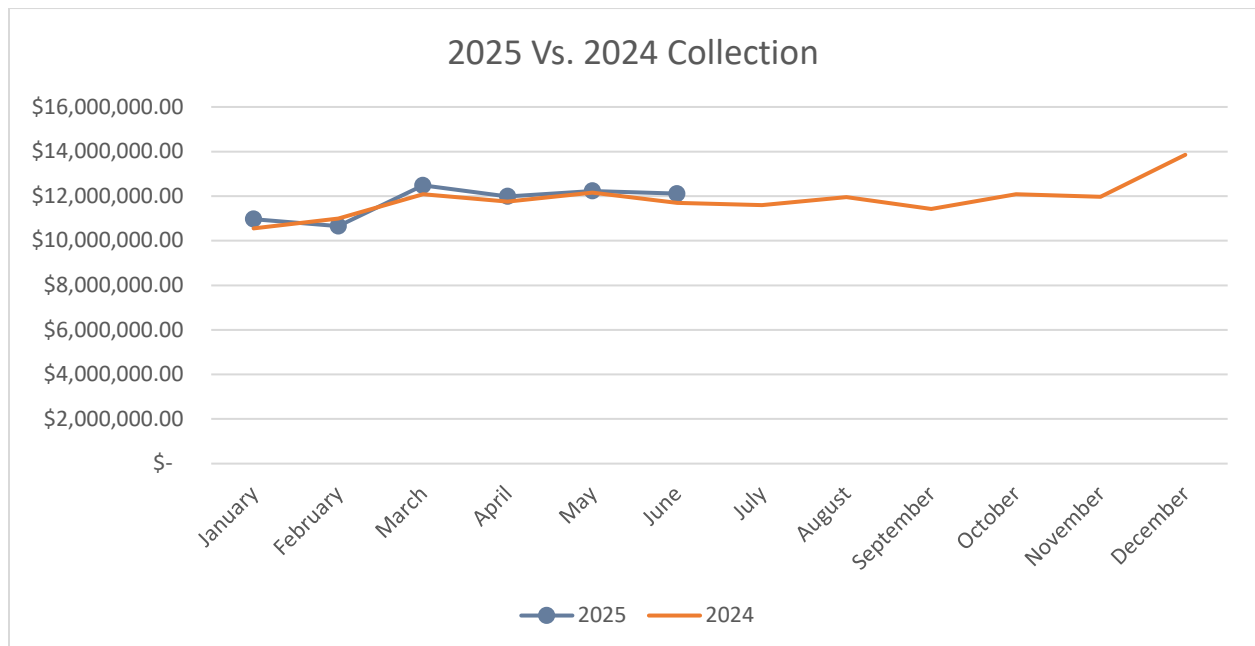
**FROM: NICHOLAS SARPY, CHIEF FINANCIAL OFFICER** *NBS*

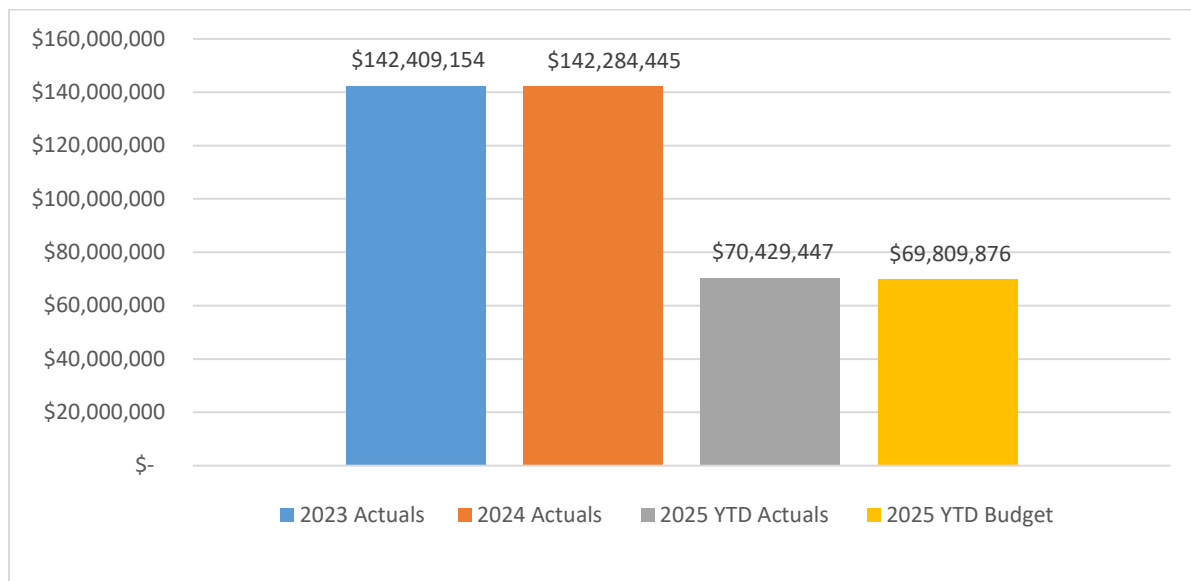
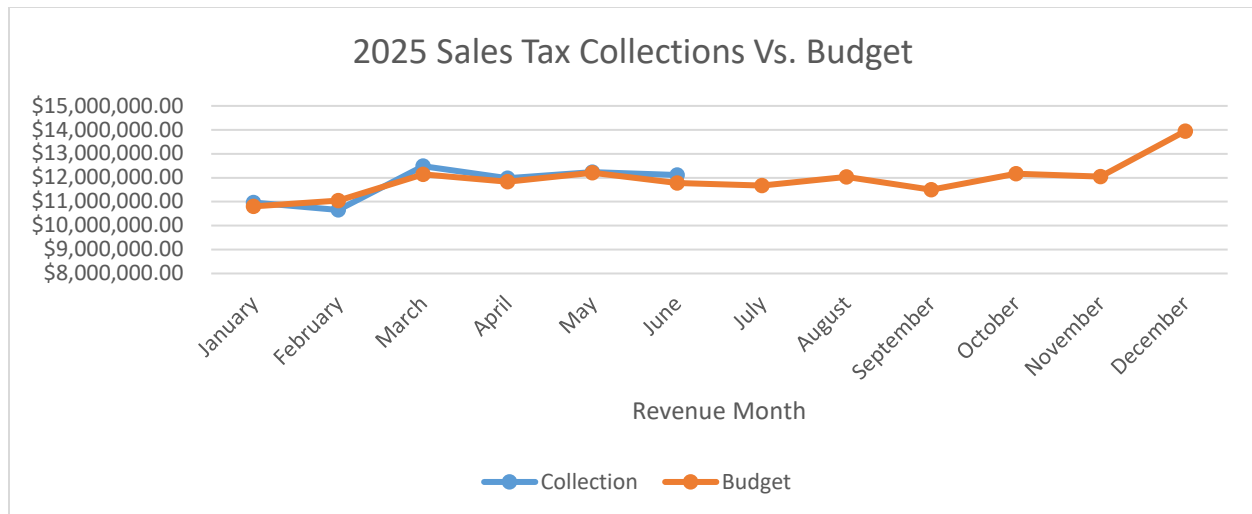
**DATE: AUGUST 25, 2025**

**SUBJECT: SALES AND USE TAX COLLECTIONS UPDATE**

Sales and use tax collections for August 2025 have been tabulated. The August 2025 collections are for sales that occurred in the month of June 2025. The chart below compares the current tax totals to the 2025 budget and to collections made in the same periods one year ago.

<b>Receipt (Revenue) Month</b>	<b>Sales &amp; Use Tax Current Collections</b>	<b>Adopted Budget</b>	<b>Variance from Budget</b>	<b>Sales &amp; Use Tax Same Month One Year Ago</b>	<b>Variance from Prior Year</b>
March (Jan) 2025	\$10,966,703	\$10,803,413	\$163,290	\$10,754,282	\$212,421
April (Feb) 2025	10,653,619	11,050,974	(397,355)	10,978,786	(325,167)
May (Mar) 2025	12,482,475	12,141,645	340,830	12,060,337	422,138
June (Apr) 2025	11,986,881	11,836,708	150,173	11,759,621	227,260
July (May) 2025	12,230,553	12,203,150	27,403	12,157,424	73,129
August (Jun) 2025	<u>12,109,216</u>	<u>11,773,986</u>	<u>335,230</u>	<u>11,693,544</u>	<u>415,672</u>
<b>YTD 2025</b>	<b><u>\$70,429,447</u></b>	<b><u>\$69,809,876</u></b>	<b><u>\$619,571</u></b>	<b><u>\$69,403,994</u></b>	<b><u>\$1,025,453</u></b>





August 2025 sales and use tax collections of June 2025 revenues are 3.55% or \$415,672 higher than the same month one year ago, and 2.85% or \$335,230 above the budget. The components of the net favorable budget variance for the month were attributed to the City's share of the County 1% tax which had a favorable variance of 1.73%, the City's 1 1/8-cent operating tax which had a favorable variance of 3.80%, and the State Turnback allocation which had an unfavorable variance of 0.86%. Year-to-date sales tax revenues are 1.48% higher than the same period a year ago and 0.89% above budget.

Sales and use tax collections for the twelve (12) months ending August 2025 and August 2024 were \$143,309,899 compared to \$141,854,602, respectively. The FY25 Budget estimated total sales and use collections at \$143,172,400 or \$137,499 less than the amount collected in the most recent twelve (12) months.

In January 2025, the City received \$201,957 in State Turnback funds from the surplus of the Property Tax Relief Fund.

If additional information is needed, please advise.