

WEEKLY CRIME STATS

Week Ending September 8 2025

Little Rock Police Department



CLR

#FORWARDTOGETHER

Part I Offense Comparison Citywide

Jan 1 - September 8 2025 vs 2024

PART I INCIDENT	TOTAL		2025 v 2024	Last 5 Years		2025 by Division			
	2025	2024	% change	Avg.	% change	12th ST	NW	SW	RM
All Homicide Offenses	35	31	13%	41	-18%	8	12	15	0
Forcible Rape	119	129	-8%	131	-10%	53	33	32	1
Robbery	254	267	-5%	265	-4%	99	73	75	7
Aggravated Assault	1775	1933	-8%	2076	-17%	613	510	634	18
Violent Crime	2183	2360	-8%	2514	-15%	773	628	756	26
Burglary/B & E	964	1250	-23%	1221	-27%	272	290	398	4
Larceny/Theft	4340	5370	-19%	5241	-21%	1177	1839	1249	75
Motor Vehicle Theft	440	648	-32%	677	-54%	127	155	151	7
Property Crime	5744	7268	-21%	7139	-24%	1576	2284	1798	86
TOTAL	7927	9628	-18%	9653	-22%	2349	2912	2554	112
Percentage of Total YTD - by Division						30%	37%	32%	1%

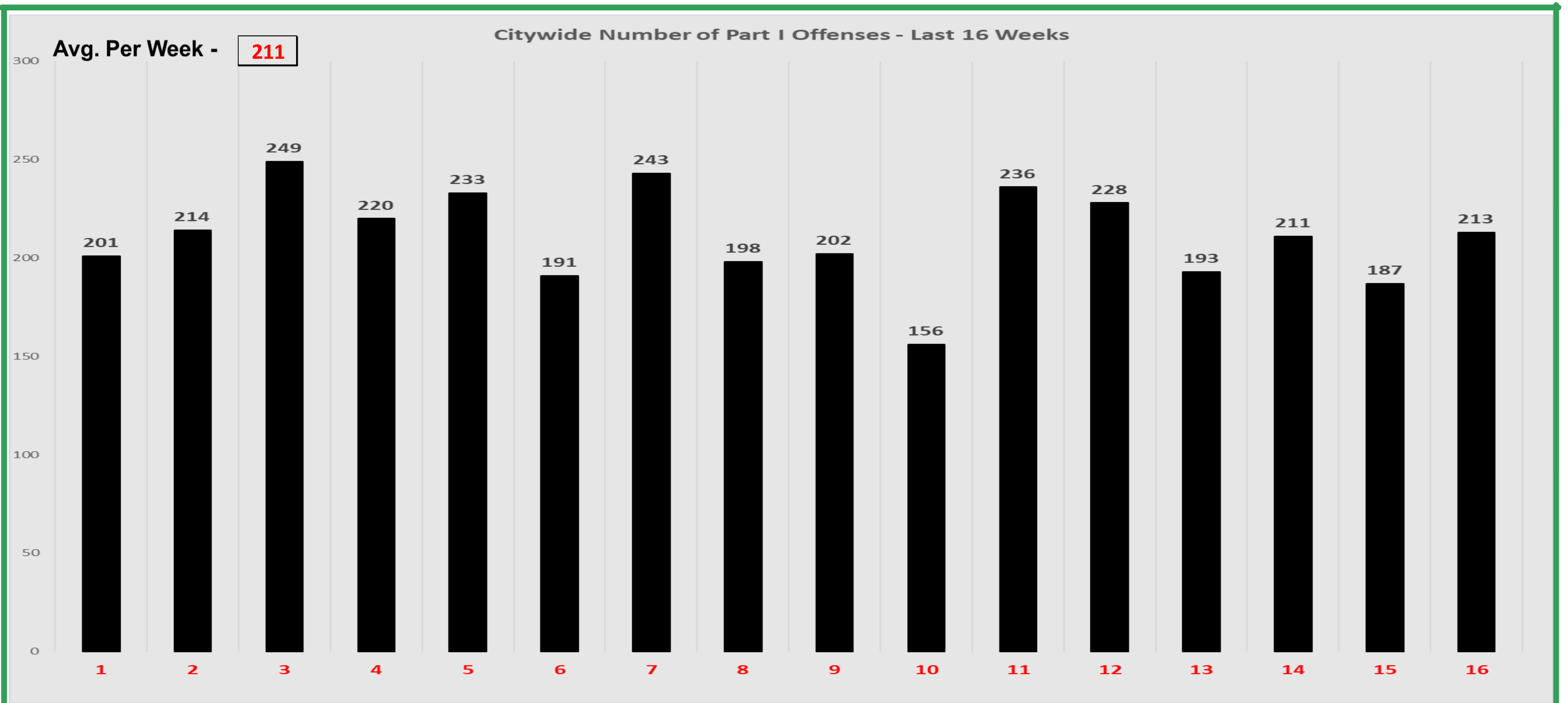
These figures are based on offenses reported to LRPD and are retrieved from the Department's Records Management System.

The figures may include some offenses that could be reclassified after further investigation.

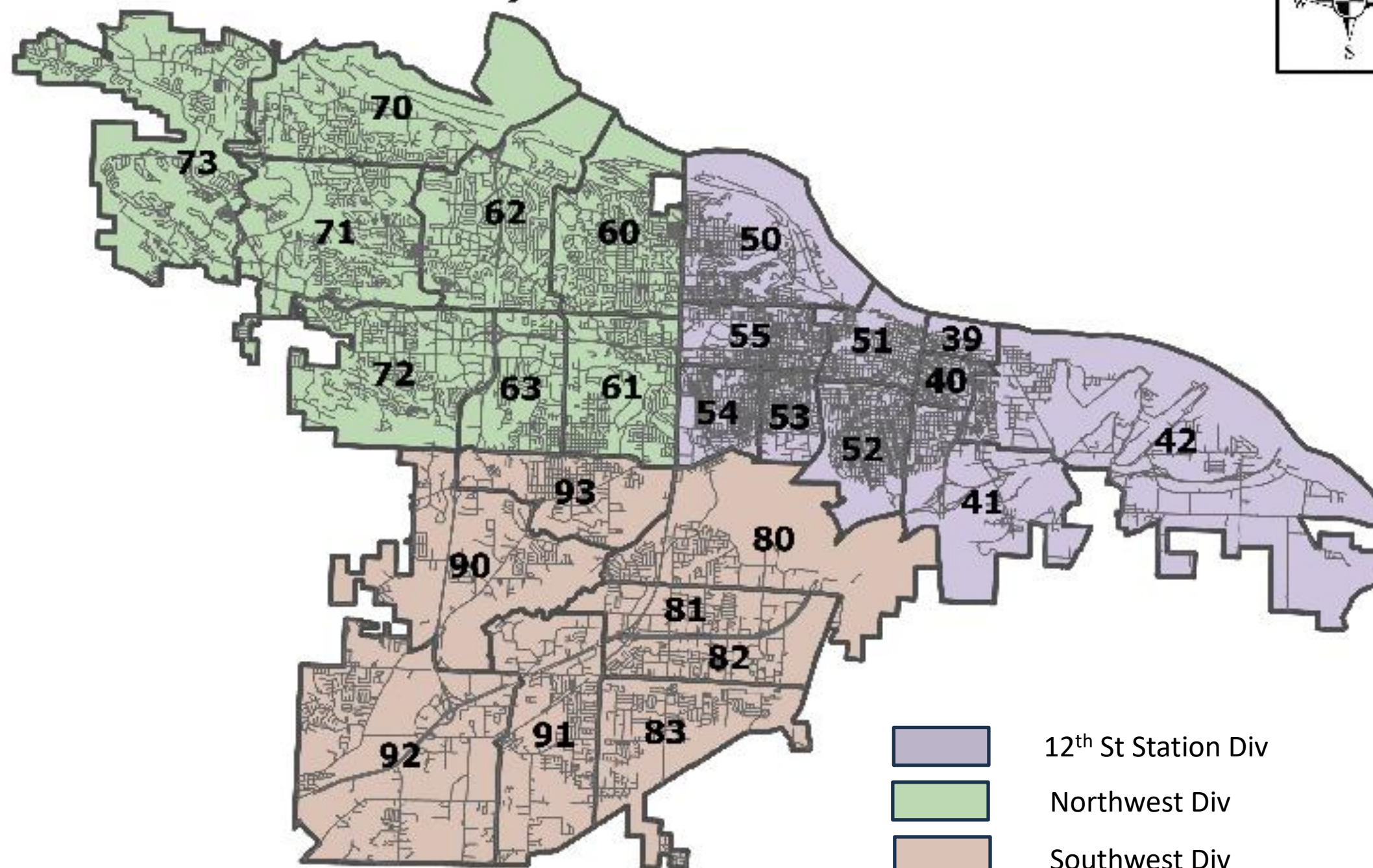
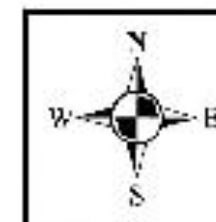
This chart includes all homicide offenses – including justifiable and negligent homicide – even though those aren't Part I Offenses for FBI reporting purposes.

CLR

#FORWARDTOGETHER



City Of Little Rock



0 1.5 3 6 Miles

Map dated: July 18 2023

CLR

#FORWARDTOGETHER

Part I Offense Comparison - 12th St. Station Division

Jan 1 - September 8 2025 vs 2024

PART I INCIDENT	12th ST		2025 v 2024	Last 5 Years		YTD 2025 BY DISTRICT									
	2025	2024	% change	Avg.	% change	40	41	42	50	51	52	53	54	55	
All Homicide Offenses	8	16	-50%	18	-55%	3	0	1	0	0	3	0	1	0	
Forcible Rape	53	50	6%	51	5%	6	2	3	1	7	3	10	9	12	
Robbery	99	75	32%	89	11%	12	8	6	2	6	18	15	13	19	
Aggravated Assault	613	642	-5%	730	-16%	46	60	61	29	28	126	76	95	92	
Violent Crime	773	783	-1%	888	-13%	67	70	71	32	41	150	101	118	123	
				VC% by district		9%	9%	9%	4%	5%	19%	13%	15%	16%	
Burglary/B & E	272	338	-20%	360	-24%	29	28	15	23	22	40	22	50	43	
Larceny/Theft	1177	1238	-5%	1460	-19%	129	123	106	141	113	125	118	133	189	
Motor Vehicle Theft	127	199	-36%	224	-43%	15	3	21	17	12	19	8	17	15	
Property Crime	1576	1775	-11%	2044	-23%	173	154	142	181	147	184	148	200	247	
				PC% by district		11%	10%	9%	11%	9%	12%	9%	13%	16%	
TOTAL	2349	2558	-8%	2931	-20%	240	224	213	213	188	334	249	318	370	
				TC% by district		10%	10%	9%	9%	8%	14%	11%	14%	16%	

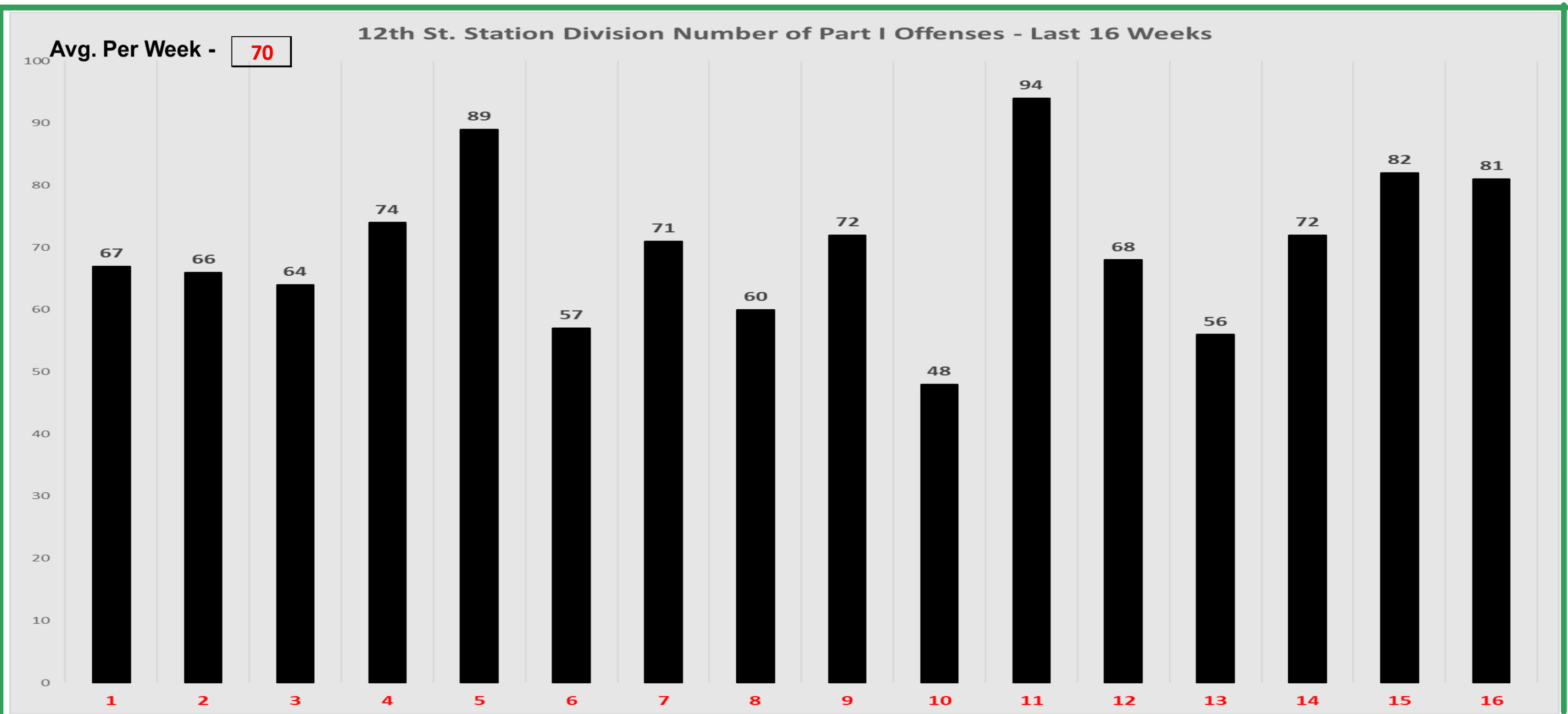
These figures are based on offenses reported to LRPD and are retrieved from the Department's Records Management System.

The figures may include some offenses that could be reclassified after further investigation.

This chart includes all homicide offenses – including justifiable and negligent homicide – even though those aren't Part I Offenses for FBI reporting purposes.

CLR

#FORWARDTOGETHER



Part I Offense Comparison - Northwest

Jan 1 - September 8 2025 vs 2024

PART I INCIDENT	NW		2025 v 2024	Last 5 Years		YTD 2025 - BY DISTRICT							
	2025	2024	% change	Avg.	% change	60	61	62	63	70	71	72	73
All Homicide Offenses	12	4	200%	12	0%	2	1	1	5	0	0	3	0
Forcible Rape	33	36	-8%	37	-11%	2	7	6	7	1	2	8	0
Robbery	73	66	11%	66	11%	8	21	18	12	0	7	6	1
Aggravated Assault	510	488	5%	527	-3%	63	128	105	116	22	15	42	19
Violent Crime	628	594	6%	641	-2%	75	157	130	140	23	24	59	20
				VC% by district		12%	25%	21%	22%	4%	4%	9%	3%
Burglary/B & E	290	413	-30%	408	-29%	28	77	74	36	9	20	31	15
Larceny/Theft	1839	2511	-27%	2312	-20%	160	307	336	282	91	240	357	66
Motor Vehicle Theft	155	229	-32%	230	-32%	18	32	49	19	4	14	13	6
Property Crime	2284	3153	-28%	2949	-23%	206	416	459	337	104	274	401	87
				PC% by district		9%	18%	20%	15%	5%	12%	18%	4%
TOTAL	2912	3747	-22%	3590	-19%	281	573	589	477	127	298	460	107
				TC% by district		10%	20%	20%	16%	4%	10%	16%	4%

These figures are based on offenses reported to LRPD and are retrieved from the Department's Records Management System.

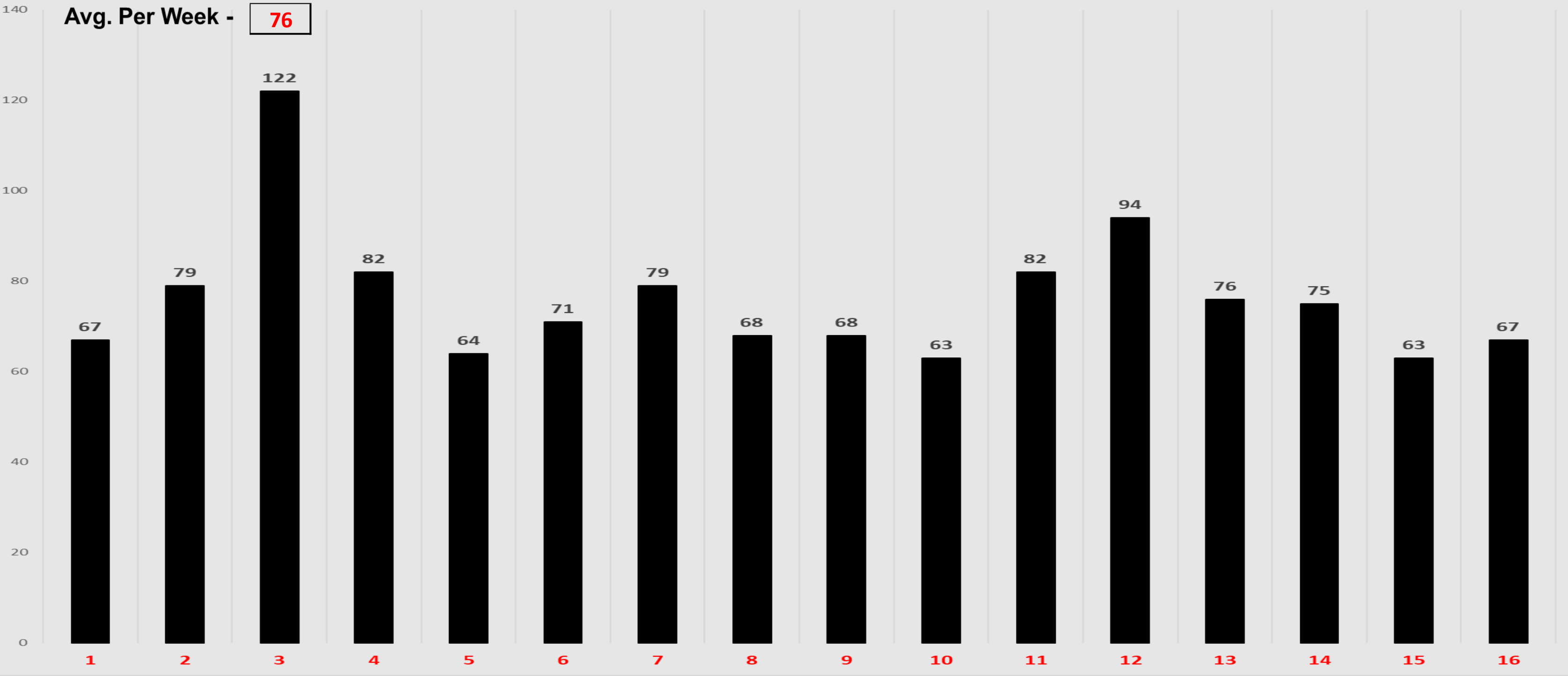
The figures may include some offenses that could be reclassified after further investigation.

This chart includes all homicide offenses – including justifiable and negligent homicide – even though those aren't Part I Offenses for FBI reporting purposes.

CLR

#FORWARDTOGETHER

NW Division Number of Part Offenses - Last 16 Weeks



Part I Offense Comparison - Southwest

Jan 1 - September 8 2025 vs 2024

PART I INCIDENT	SW		2025 v 2024	Last 5 Years		YTD 2025 - BY DISTRICT							
	2025	2024	% change	Avg.	% change	80	81	82	83	90	91	92	93
All Homicide Offenses	15	11	36%	12	29%	2	2	4	1	2	1	2	1
Forcible Rape	32	43	-26%	43	-26%	8	1	8	5	2	3	1	4
Robbery	75	124	-40%	111	-32%	9	13	12	9	3	7	15	7
Aggravated Assault	634	766	-17%	819	-23%	82	81	90	119	16	75	84	87
Violent Crime	756	944	-20%	985	-23%	101	97	114	134	23	86	102	99
				VC% by district		13%	13%	15%	18%	3%	11%	13%	13%
Burglary/B & E	398	492	-19%	454	-12%	53	53	114	44	19	48	36	31
Larceny/Theft	1249	1529	-18%	1469	-15%	128	117	158	174	72	223	267	110
Motor Vehicle Theft	151	212	-29%	224	-33%	26	15	28	24	7	17	25	9
Property Crime	1798	2233	-19%	2147	-16%	207	185	300	242	98	288	328	150
				PC% by district		12%	10%	17%	13%	5%	16%	18%	8%
TOTAL	2554	3177	-20%	3132	-18%	308	282	414	376	121	374	430	249
				TC% by district		12%	11%	16%	15%	5%	15%	17%	10%

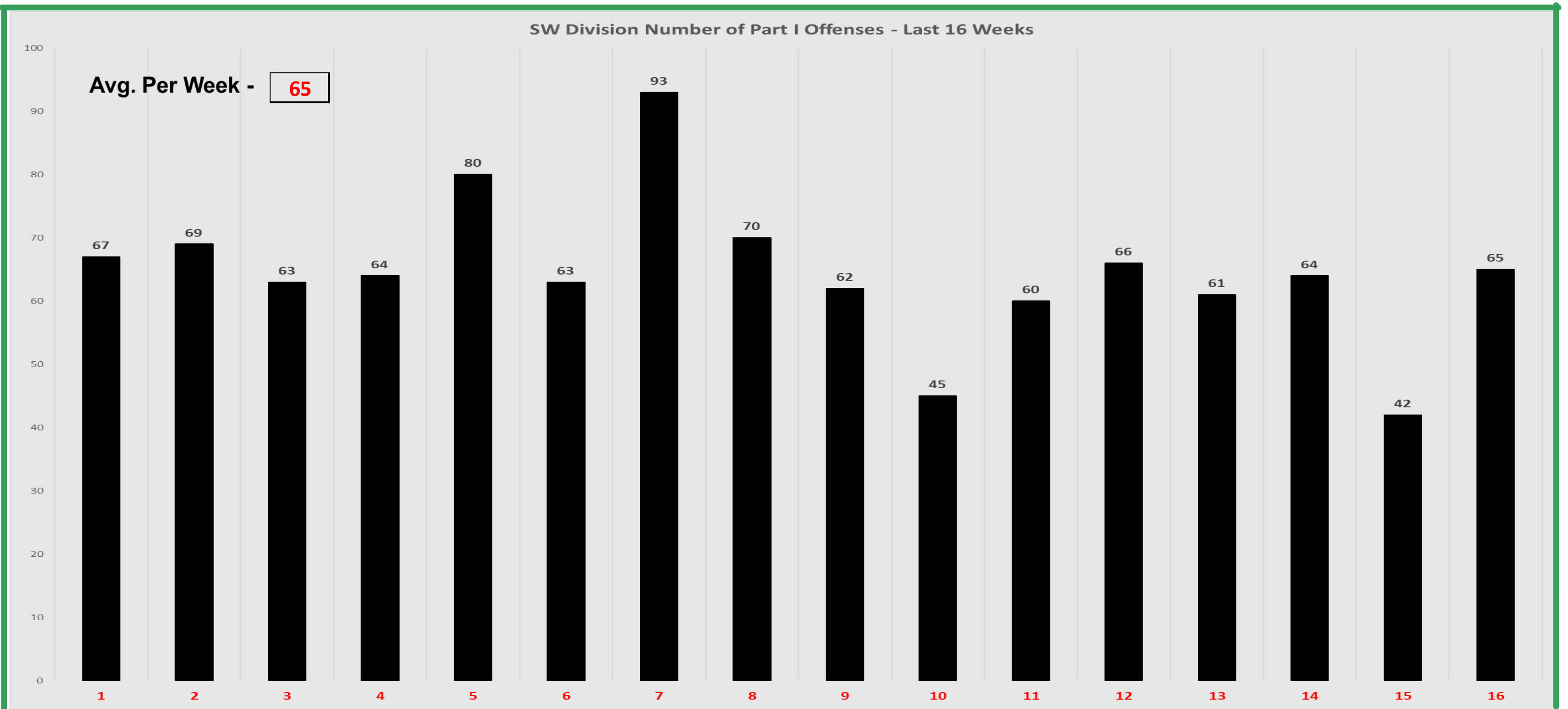
These figures are based on offenses reported to LRPD and are retrieved from the Department's Records Management System.

The figures may include some offenses that could be reclassified after further investigation.

This chart includes all homicide offenses – including justifiable and negligent homicide – even though those aren't Part I Offenses for FBI reporting purposes.

CLR

#FORWARDTOGETHER



CLR
#FORWARDTOGETHER

Part I Offense Comparison - Special Operations Division - River Market

Jan 1 - September 8 2025 vs 2024

PART I INCIDENT	RM		2025 v 2024
	2025	2024	% change
All Homicide Offenses	0	0	0
Forcible Rape	1	0	0
Robbery	7	2	250%
Aggravated Assault	18	37	-51%
Violent Crime	26	39	-33%
Burglary/B & E	4	7	-43%
Larceny/Theft	75	92	-18%
Motor Vehicle Theft	7	8	-13%
Property Crime	86	107	-20%
TOTAL	112	146	-23%

CLR

#FORWARDTOGETHER