

# Part I Offenses by Month

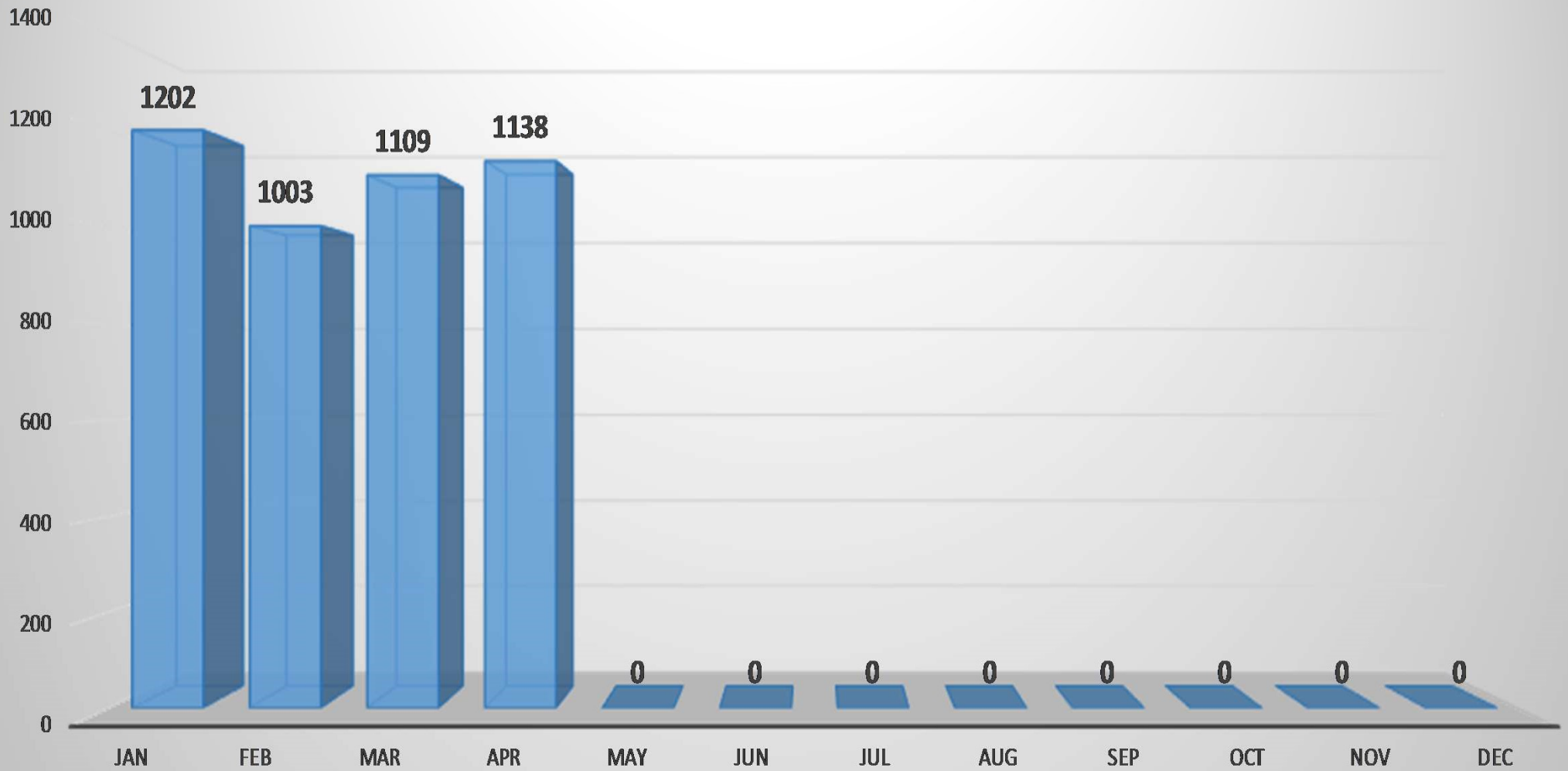
2012 – Year-to-Date 2018

## Year-to-Date 2018

PART I INCIDENT	Jan	Feb	Mar	Apr	May	Jun	Jul	Aug	Sep	Oct	Nov	Dec	TOTAL
Homicide	3	2	7	3									15
Rape	16	13	16	18									63
Robbery	32	18	24	19									93
Aggravated Assault	182	110	177	192									661
<b>Violent Crime</b>	<b>233</b>	<b>143</b>	<b>224</b>	<b>232</b>	<b>0</b>	<b>0</b>	<b>0</b>	<b>0</b>	<b>0</b>	<b>0</b>	<b>0</b>	<b>0</b>	<b>832</b>
Burglary/B & E	166	151	131	141									589
Larceny	733	631	697	701									2762
Stolen Vehicle	70	78	57	64									269
<b>Property Crime</b>	<b>969</b>	<b>860</b>	<b>885</b>	<b>906</b>	<b>0</b>	<b>0</b>	<b>0</b>	<b>0</b>	<b>0</b>	<b>0</b>	<b>0</b>	<b>0</b>	<b>3620</b>
<b>TOTAL</b>	<b>1202</b>	<b>1003</b>	<b>1109</b>	<b>1138</b>	<b>0</b>	<b>0</b>	<b>0</b>	<b>0</b>	<b>0</b>	<b>0</b>	<b>0</b>	<b>0</b>	<b>4452</b>

These figures represent the data extracted from the LRPD's Records Management System and can fluctuate from month-to-month as incidents are investigated further and possibly reclassified.

## 2018 Part I Offenses by Month

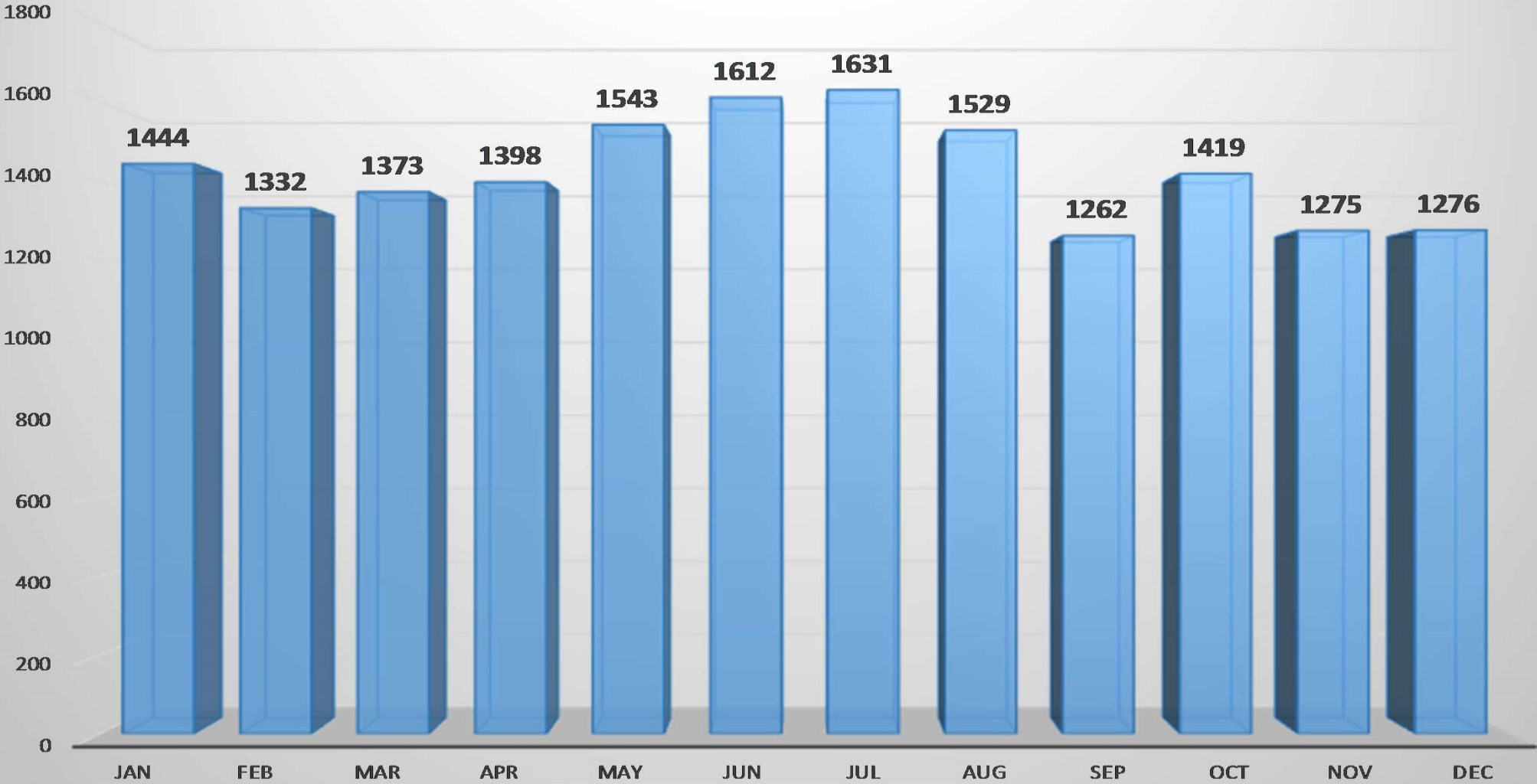


# 2017

PART I INCIDENT	Jan	Feb	Mar	Apr	May	Jun	Jul	Aug	Sep	Oct	Nov	Dec	TOTAL
Homicide	3	3	7	3	7	0	10	8	0	4	2	5	52
Rape	11	10	15	16	12	19	13	15	8	8	17	15	159
Robbery	55	35	29	45	45	46	36	52	27	32	44	50	496
Aggravated Assault	231	179	235	266	217	267	227	200	183	198	188	166	2557
<b>Violent Crime</b>	<b>300</b>	<b>227</b>	<b>286</b>	<b>330</b>	<b>281</b>	<b>332</b>	<b>286</b>	<b>275</b>	<b>218</b>	<b>242</b>	<b>251</b>	<b>236</b>	<b>3264</b>
Burglary/B & E	173	219	170	200	222	222	211	195	155	198	167	178	2310
Larceny	852	793	821	771	948	958	1023	970	807	898	772	800	10413
Stolen Vehicle	119	93	96	97	92	100	111	89	82	81	85	62	1107
<b>Property Crime</b>	<b>1144</b>	<b>1105</b>	<b>1087</b>	<b>1068</b>	<b>1262</b>	<b>1280</b>	<b>1345</b>	<b>1254</b>	<b>1044</b>	<b>1177</b>	<b>1024</b>	<b>1040</b>	<b>13830</b>
<b>TOTAL</b>	<b>1444</b>	<b>1332</b>	<b>1373</b>	<b>1398</b>	<b>1543</b>	<b>1612</b>	<b>1631</b>	<b>1529</b>	<b>1262</b>	<b>1419</b>	<b>1275</b>	<b>1276</b>	<b>17094</b>

These figures represent the data extracted from the LRPD's Records Management System and can fluctuate from month-to-month as incidents are investigated further and possibly reclassified.

# 2017 Part I Offenses by Month

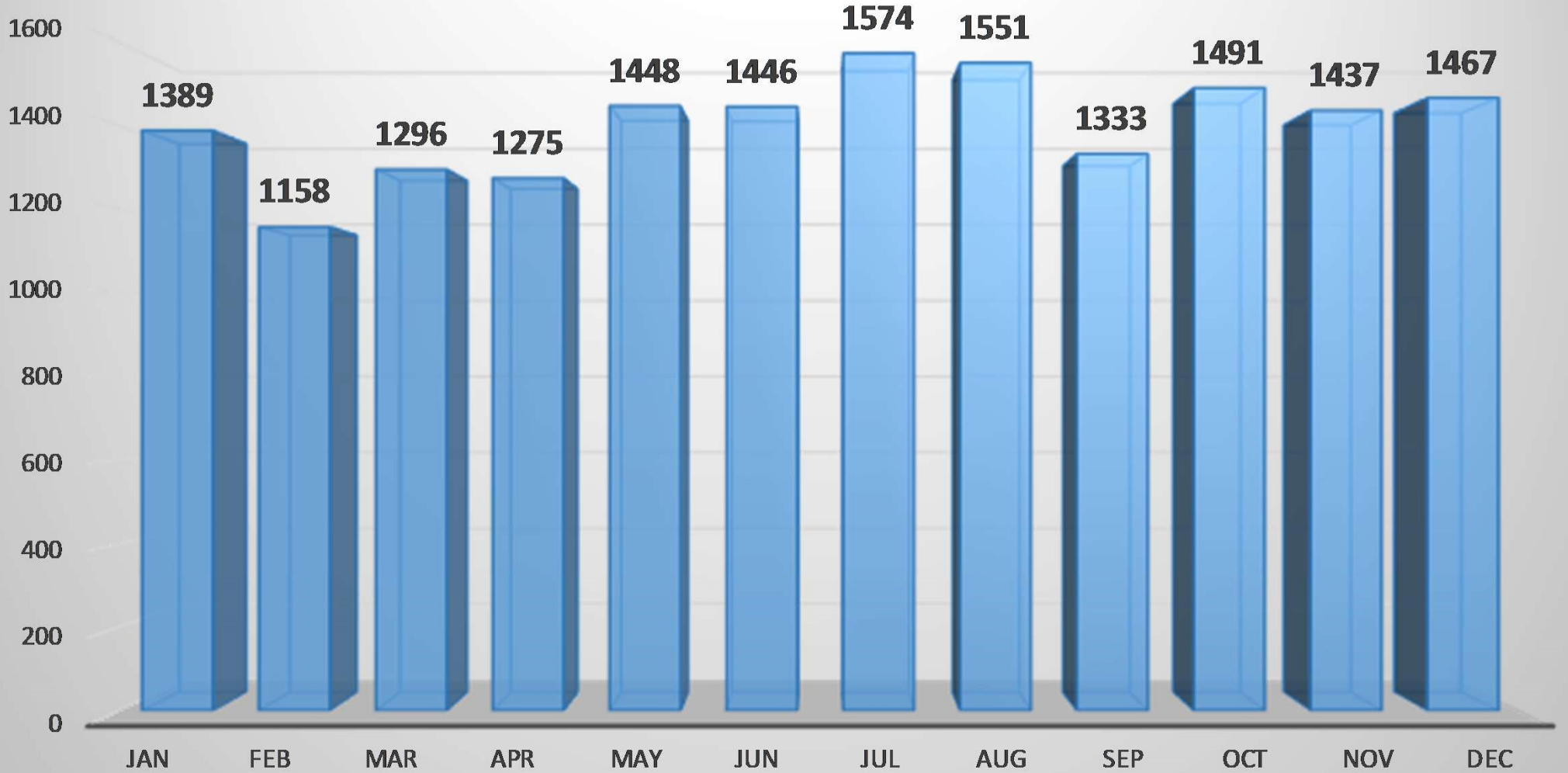


# 2016

PART I INCIDENT	Jan	Feb	Mar	Apr	May	Jun	Jul	Aug	Sep	Oct	Nov	Dec	TOTAL
Homicide	5	2	0	3	2	4	2	3	7	2	8	4	42
Rape	14	11	15	9	12	9	15	11	12	19	7	9	143
Robbery	64	39	46	36	72	51	64	49	42	73	75	48	659
Aggravated Assault	219	146	179	151	159	184	205	187	158	195	211	230	2224
<b>Violent Crime</b>	<b>302</b>	<b>198</b>	<b>240</b>	<b>199</b>	<b>245</b>	<b>248</b>	<b>286</b>	<b>250</b>	<b>219</b>	<b>289</b>	<b>301</b>	<b>291</b>	<b>3068</b>
<b>Property Crime</b>													
Burglary/B & E	166	134	152	136	196	192	191	220	191	182	224	241	2225
Larceny	810	748	818	846	929	895	999	966	833	910	823	838	10415
Stolen Vehicle	111	78	86	94	78	111	98	115	90	110	89	97	1157
Arson	3	5	2	4	5	8	3	1	3	2	5	8	49
<b>Property Crime</b>	<b>1087</b>	<b>960</b>	<b>1056</b>	<b>1076</b>	<b>1203</b>	<b>1198</b>	<b>1288</b>	<b>1301</b>	<b>1114</b>	<b>1202</b>	<b>1136</b>	<b>1176</b>	<b>13797</b>
<b>TOTAL</b>	<b>1389</b>	<b>1158</b>	<b>1296</b>	<b>1275</b>	<b>1448</b>	<b>1446</b>	<b>1574</b>	<b>1551</b>	<b>1333</b>	<b>1491</b>	<b>1437</b>	<b>1467</b>	<b>16865</b>

These figures represent the data extracted from the LRPD's Records Management System and can fluctuate from month-to-month as incidents are investigated further and possibly reclassified.

## Part I Offenses - 2016



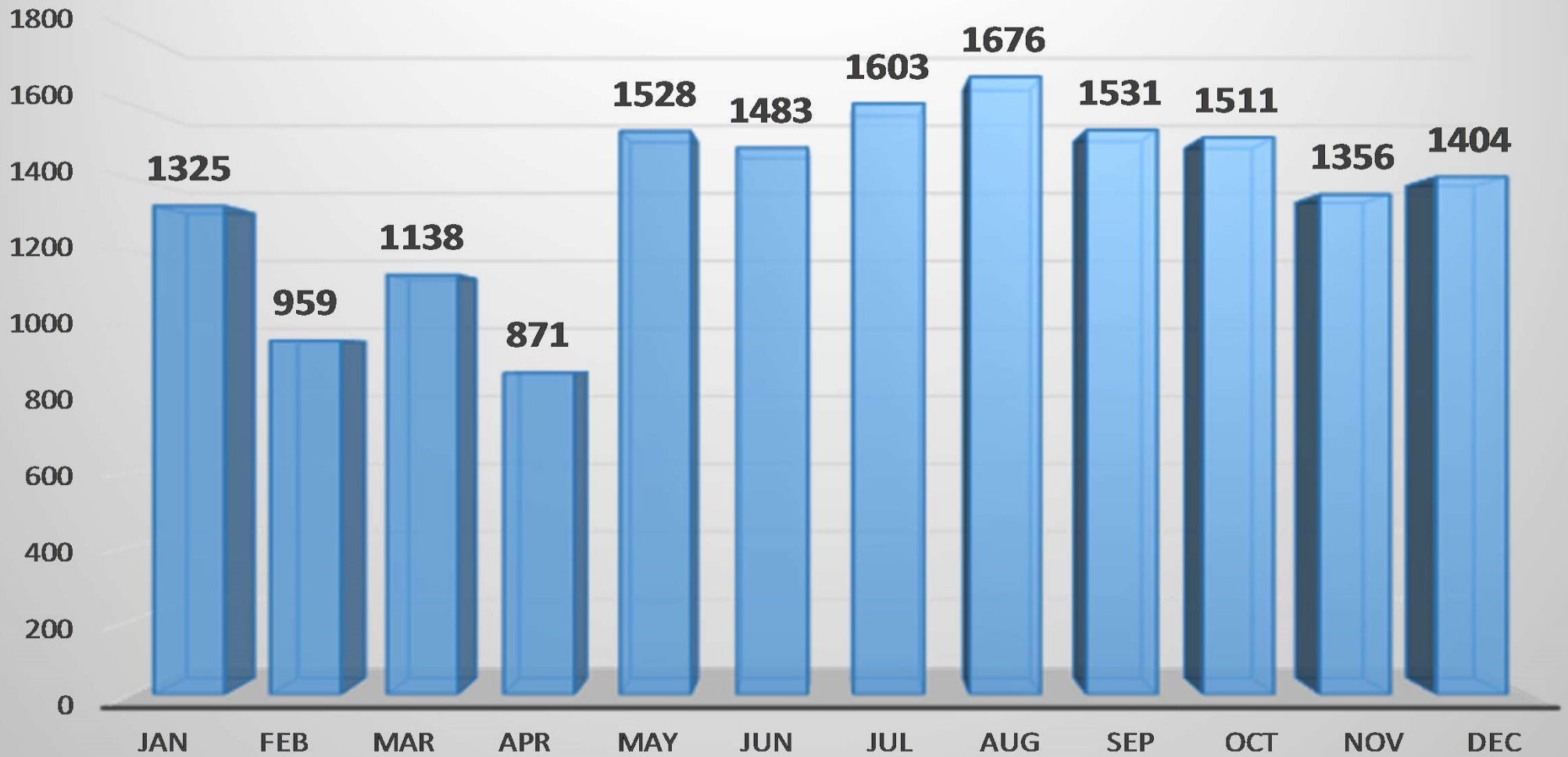
# 2015

PART I INCIDENT	Jan	Feb	Mar	Apr	May	Jun	Jul	Aug	Sep	Oct	Nov	Dec	TOTAL
Homicide	2	3	0	5	1	2	4	2	4	0	4	3	30
Rape	11	7	10	10	21	11	13	20	15	20	9	13	160
Robbery	83	43	45	26	65	50	63	65	68	64	55	52	679
Aggravated Assault	108	86	119	106	202	160	193	234	256	190	160	191	2005
<b>Violent Crime</b>	<b>204</b>	<b>139</b>	<b>174</b>	<b>147</b>	<b>289</b>	<b>223</b>	<b>273</b>	<b>321</b>	<b>343</b>	<b>274</b>	<b>228</b>	<b>259</b>	<b>2874</b>
Burglary/B & E	261	156	176	116	185	175	188	215	199	226	198	189	2284
Larceny	798	604	718	541	1008	1025	1078	1059	901	921	850	878	10381
Stolen Vehicle	62	60	70	67	46	60	64	81	88	90	80	78	846
Arson	8	7	9	5	10	9	10	8	10	8	4	4	92
<b>Property Crime</b>	<b>1121</b>	<b>820</b>	<b>964</b>	<b>724</b>	<b>1239</b>	<b>1260</b>	<b>1330</b>	<b>1355</b>	<b>1188</b>	<b>1237</b>	<b>1128</b>	<b>1145</b>	<b>13511</b>
<b>TOTAL</b>	<b>1325</b>	<b>959</b>	<b>1138</b>	<b>871</b>	<b>1528</b>	<b>1483</b>	<b>1603</b>	<b>1676</b>	<b>1531</b>	<b>1511</b>	<b>1356</b>	<b>1404</b>	<b>16385</b>

These figures represent the data extracted from the LRPD's Records Management System and can fluctuate from month-to-month as incidents are investigated further and possibly reclassified.



# Part I Offenses - 2015

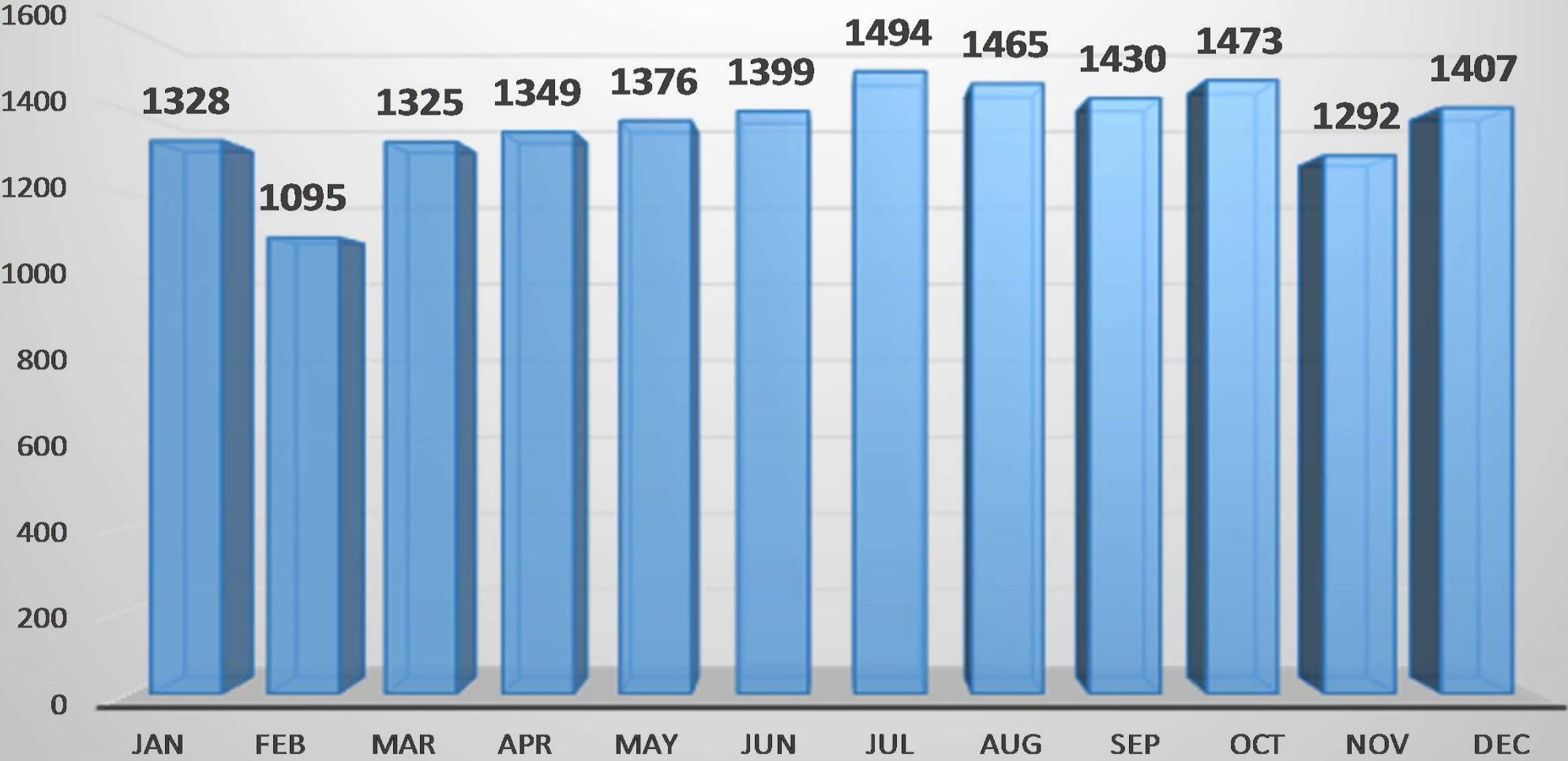


# 2014

PART I INCIDENT	Jan	Feb	Mar	Apr	May	Jun	Jul	Aug	Sep	Oct	Nov	Dec	TOTAL
Homicide	6	4	1	11	3	3	2	3	0	5	2	4	44
Rape	8	9	9	11	13	15	12	15	16	12	7	6	133
Robbery	66	68	62	61	59	48	62	63	60	70	47	75	741
Aggravated Assault	137	108	201	126	154	216	194	172	149	187	144	146	1934
<b>Violent Crime</b>	<b>217</b>	<b>189</b>	<b>273</b>	<b>209</b>	<b>229</b>	<b>282</b>	<b>270</b>	<b>253</b>	<b>225</b>	<b>274</b>	<b>200</b>	<b>231</b>	<b>2852</b>
<b>Property Crime</b>													
Burglary/B & E	205	159	223	184	208	166	196	199	223	253	224	230	2470
Larceny	843	698	769	872	858	871	969	938	906	859	774	867	10224
Stolen Vehicle	63	49	60	84	81	80	59	75	76	87	94	79	887
Arson	4	4	4	3	6	2	7	8	8	8	5	2	61
<b>Property Crime</b>	<b>1111</b>	<b>906</b>	<b>1052</b>	<b>1140</b>	<b>1147</b>	<b>1117</b>	<b>1224</b>	<b>1212</b>	<b>1205</b>	<b>1199</b>	<b>1092</b>	<b>1176</b>	<b>13581</b>
<b>TOTAL</b>	<b>1328</b>	<b>1095</b>	<b>1325</b>	<b>1349</b>	<b>1376</b>	<b>1399</b>	<b>1494</b>	<b>1465</b>	<b>1430</b>	<b>1473</b>	<b>1292</b>	<b>1407</b>	<b>16433</b>

These figures represent the data extracted from the LRPD's Records Management System and can fluctuate from month-to-month as incidents are investigated further and possibly reclassified.

# Part I Offenses - 2014

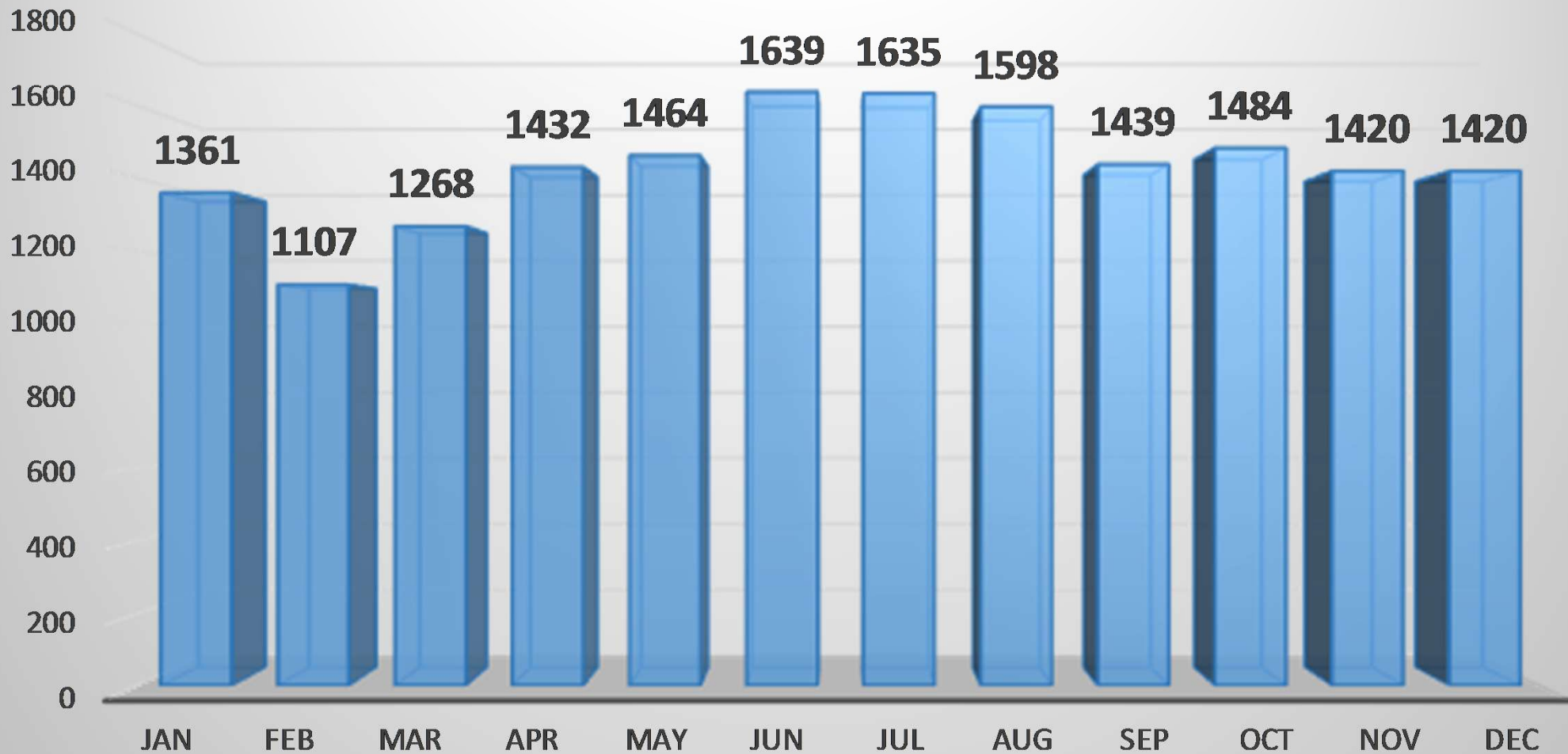


# 2013

PART I INCIDENT	Jan	Feb	Mar	Apr	May	Jun	Jul	Aug	Sep	Oct	Nov	Dec	TOTAL
Homicide	3	1	0	3	6	6	1	1	2	3	3	3	32
Rape	5	7	4	10	11	9	9	14	9	8	9	9	104
Robbery	93	59	54	71	79	85	94	98	102	82	112	84	1013
Aggravated Assault	166	86	140	151	152	171	198	161	171	184	134	155	1869
<b>Violent Crime</b>	<b>267</b>	<b>153</b>	<b>198</b>	<b>235</b>	<b>248</b>	<b>271</b>	<b>302</b>	<b>274</b>	<b>284</b>	<b>277</b>	<b>258</b>	<b>251</b>	<b>3018</b>
Burglary/B & E	254	205	228	258	221	248	289	271	219	209	222	280	2904
Larceny	747	680	736	837	905	988	954	940	871	930	872	818	10278
Stolen Vehicle	93	69	106	102	90	132	90	113	65	68	68	71	1067
<b>Property Crime</b>	<b>1094</b>	<b>954</b>	<b>1070</b>	<b>1197</b>	<b>1216</b>	<b>1368</b>	<b>1333</b>	<b>1324</b>	<b>1155</b>	<b>1207</b>	<b>1162</b>	<b>1169</b>	<b>14249</b>
<b>TOTAL</b>	<b>1361</b>	<b>1107</b>	<b>1268</b>	<b>1432</b>	<b>1464</b>	<b>1639</b>	<b>1635</b>	<b>1598</b>	<b>1439</b>	<b>1484</b>	<b>1420</b>	<b>1420</b>	<b>17267</b>

These figures represent the data extracted from the LRPD's Records Management System and can fluctuate from month-to-month as incidents are investigated further and possibly reclassified.

# Part I Offenses - 2013



# 2012

PART I INCIDENT	Jan	Feb	Mar	Apr	May	Jun	Jul	Aug	Sep	Oct	Nov	Dec	TOTAL
Homicide	6	1	2	4	5	1	10	5	3	4	3	0	44
Rape	7	9	10	10	14	16	9	5	14	9	11	11	125
Robbery	63	31	59	68	66	72	86	76	75	92	84	88	860
Aggravated Assault	135	85	155	154	209	156	159	169	160	151	110	131	1774
<b>Violent Crime</b>	<b>211</b>	<b>126</b>	<b>226</b>	<b>236</b>	<b>294</b>	<b>245</b>	<b>264</b>	<b>255</b>	<b>252</b>	<b>256</b>	<b>208</b>	<b>230</b>	<b>2803</b>
Burglary/B & E	261	204	237	386	280	233	277	252	236	310	362	320	3358
Larceny	750	540	820	861	930	856	919	953	839	911	856	796	10031
Stolen Vehicle	84	57	80	77	98	95	118	113	104	83	73	75	1057
<b>Property Crime</b>	<b>1095</b>	<b>801</b>	<b>1137</b>	<b>1324</b>	<b>1308</b>	<b>1184</b>	<b>1314</b>	<b>1318</b>	<b>1179</b>	<b>1304</b>	<b>1291</b>	<b>1191</b>	<b>14446</b>
<b>TOTAL</b>	<b>1306</b>	<b>927</b>	<b>1363</b>	<b>1560</b>	<b>1602</b>	<b>1429</b>	<b>1578</b>	<b>1573</b>	<b>1431</b>	<b>1560</b>	<b>1499</b>	<b>1421</b>	<b>17249</b>

These figures represent the data extracted from the LRPD's Records Management System and can fluctuate from month-to-month as incidents are investigated further and possibly reclassified.

## Part I Offenses - 2012

