

Part I Offenses by Month

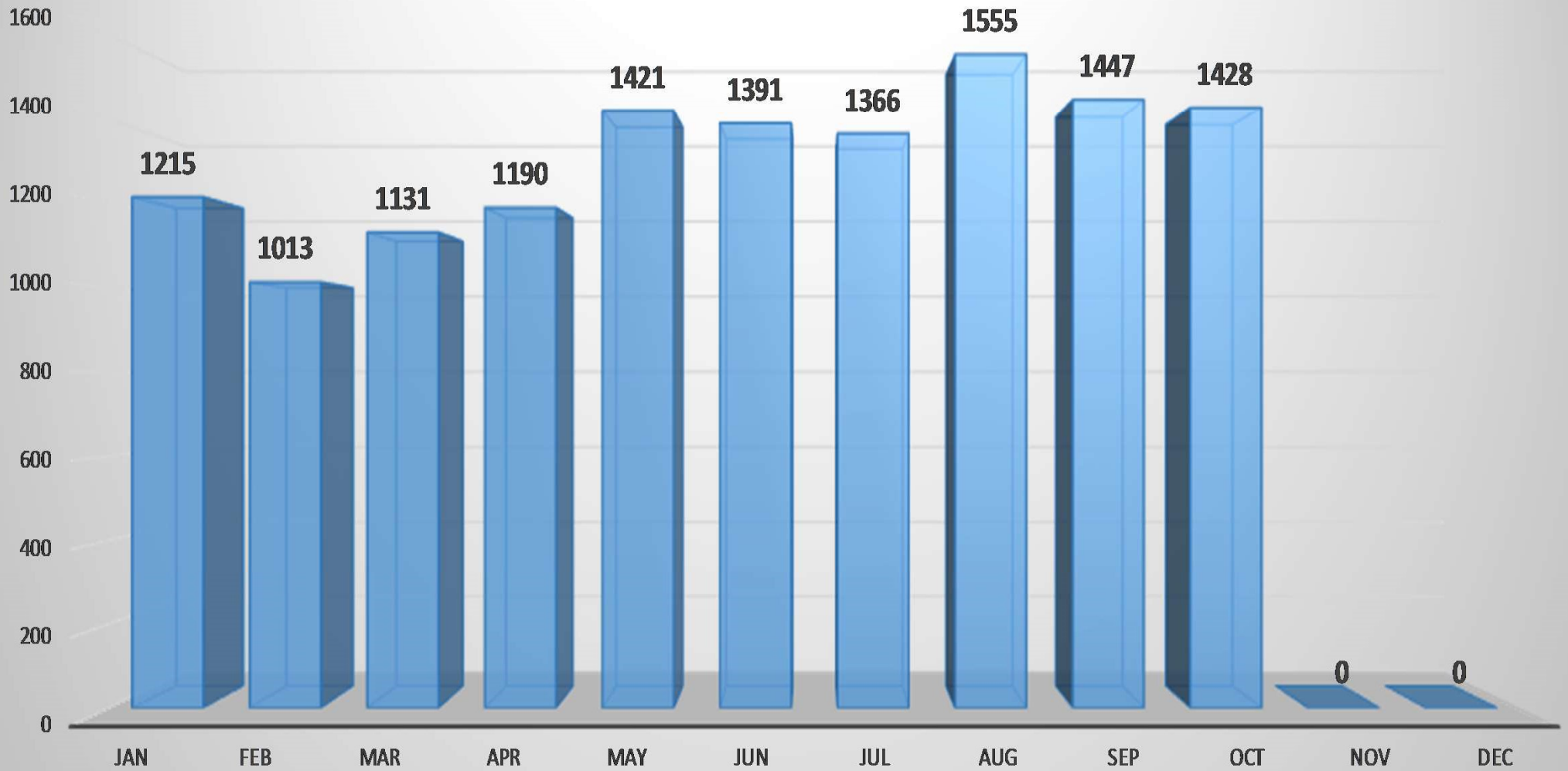
2012 – Year-to-Date 2018

Year-to-Date 2018

| PART I INCIDENT | Jan | Feb | Mar | Apr | May | Jun | Jul | Aug | Sep | Oct | Nov | Dec | TOTAL |
|-----------------------|-------------|-------------|-------------|-------------|-------------|-------------|-------------|-------------|-------------|-------------|----------|----------|--------------|
| Homicide | 2 | 2 | 7 | 3 | 3 | 2 | 2 | 2 | 3 | 1 | | | 27 |
| Rape | 17 | 14 | 18 | 21 | 13 | 29 | 11 | 13 | 14 | 17 | | | 167 |
| Robbery | 31 | 18 | 24 | 17 | 30 | 26 | 28 | 40 | 46 | 30 | | | 290 |
| Aggravated Assault | 183 | 111 | 176 | 185 | 200 | 168 | 211 | 227 | 231 | 204 | | | 1896 |
| Violent Crime | 233 | 145 | 225 | 226 | 246 | 225 | 252 | 282 | 294 | 252 | 0 | 0 | 2380 |
| | | | | | | | | | | | | | |
| Burglary/B & E | 169 | 151 | 133 | 146 | 172 | 172 | 198 | 172 | 190 | 170 | | | 1673 |
| Larceny | 743 | 639 | 713 | 738 | 901 | 882 | 841 | 990 | 871 | 905 | | | 8223 |
| Stolen Vehicle | 70 | 78 | 60 | 80 | 102 | 112 | 75 | 111 | 92 | 101 | | | 881 |
| Property Crime | 982 | 868 | 906 | 964 | 1175 | 1166 | 1114 | 1273 | 1153 | 1176 | 0 | 0 | 10777 |
| TOTAL | 1215 | 1013 | 1131 | 1190 | 1421 | 1391 | 1366 | 1555 | 1447 | 1428 | 0 | 0 | 13157 |

These figures represent the data extracted from the LRPD's Records Management System and can fluctuate from month-to-month as incidents are investigated further and possibly reclassified.

2018 Part I Offenses by Month

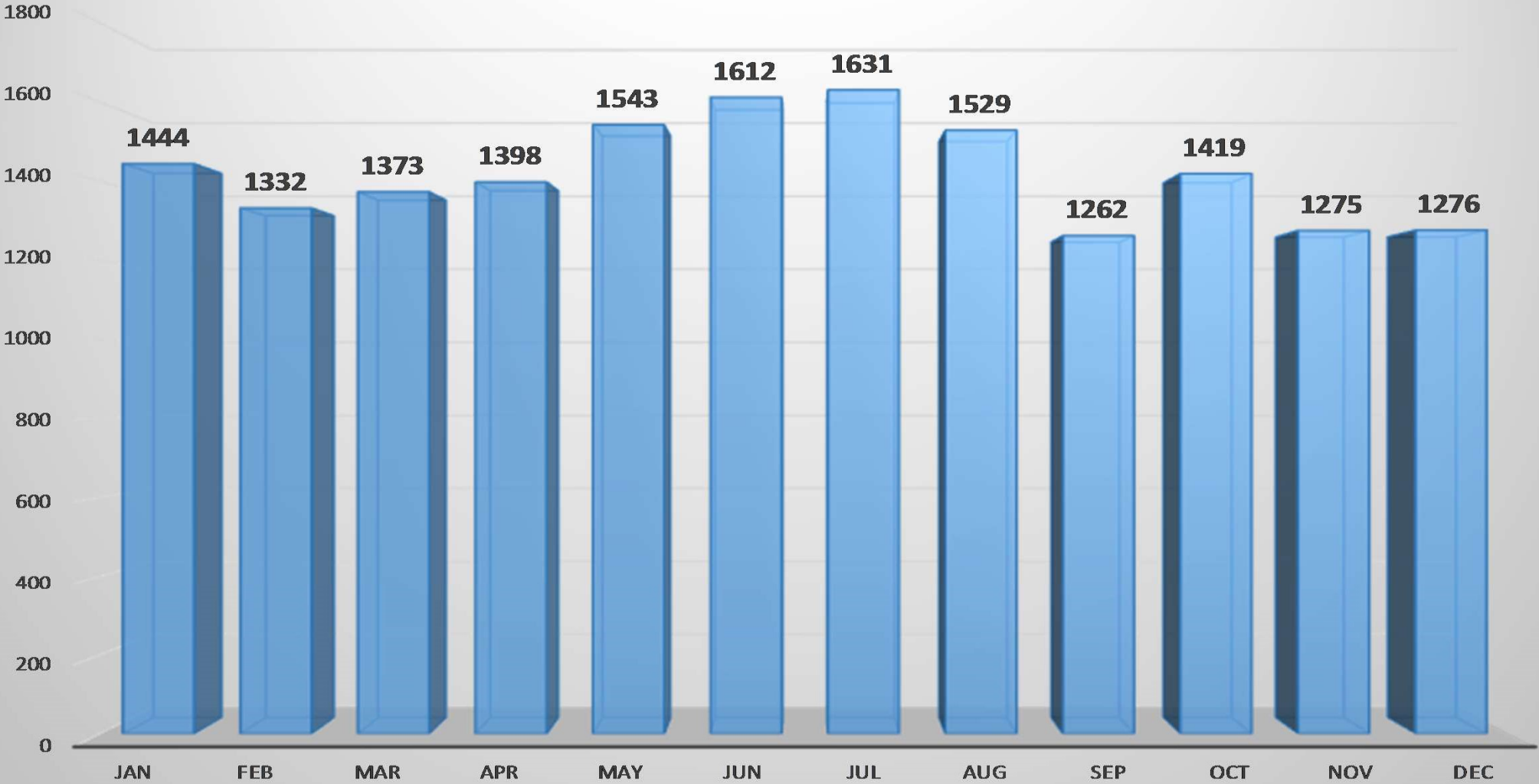


2017

| PART I INCIDENT | Jan | Feb | Mar | Apr | May | Jun | Jul | Aug | Sep | Oct | Nov | Dec | TOTAL |
|-----------------------|-------------|-------------|-------------|-------------|-------------|-------------|-------------|-------------|-------------|-------------|-------------|-------------|--------------|
| Homicide | 3 | 3 | 7 | 3 | 7 | 0 | 10 | 8 | 0 | 4 | 2 | 5 | 52 |
| Rape | 11 | 10 | 15 | 16 | 12 | 19 | 13 | 15 | 8 | 8 | 17 | 15 | 159 |
| Robbery | 55 | 35 | 29 | 45 | 45 | 46 | 36 | 52 | 27 | 32 | 44 | 50 | 496 |
| Aggravated Assault | 231 | 179 | 235 | 266 | 217 | 267 | 227 | 200 | 183 | 198 | 188 | 166 | 2557 |
| Violent Crime | 300 | 227 | 286 | 330 | 281 | 332 | 286 | 275 | 218 | 242 | 251 | 236 | 3264 |
| | | | | | | | | | | | | | |
| Burglary/B & E | 173 | 219 | 170 | 200 | 222 | 222 | 211 | 195 | 155 | 198 | 167 | 178 | 2310 |
| Larceny | 852 | 793 | 821 | 771 | 948 | 958 | 1023 | 970 | 807 | 898 | 772 | 800 | 10413 |
| Stolen Vehicle | 119 | 93 | 96 | 97 | 92 | 100 | 111 | 89 | 82 | 81 | 85 | 62 | 1107 |
| Property Crime | 1144 | 1105 | 1087 | 1068 | 1262 | 1280 | 1345 | 1254 | 1044 | 1177 | 1024 | 1040 | 13830 |
| TOTAL | 1444 | 1332 | 1373 | 1398 | 1543 | 1612 | 1631 | 1529 | 1262 | 1419 | 1275 | 1276 | 17094 |

These figures represent the data extracted from the LRPD's Records Management System and can fluctuate from month-to-month as incidents are investigated further and possibly reclassified.

2017 Part I Offenses by Month

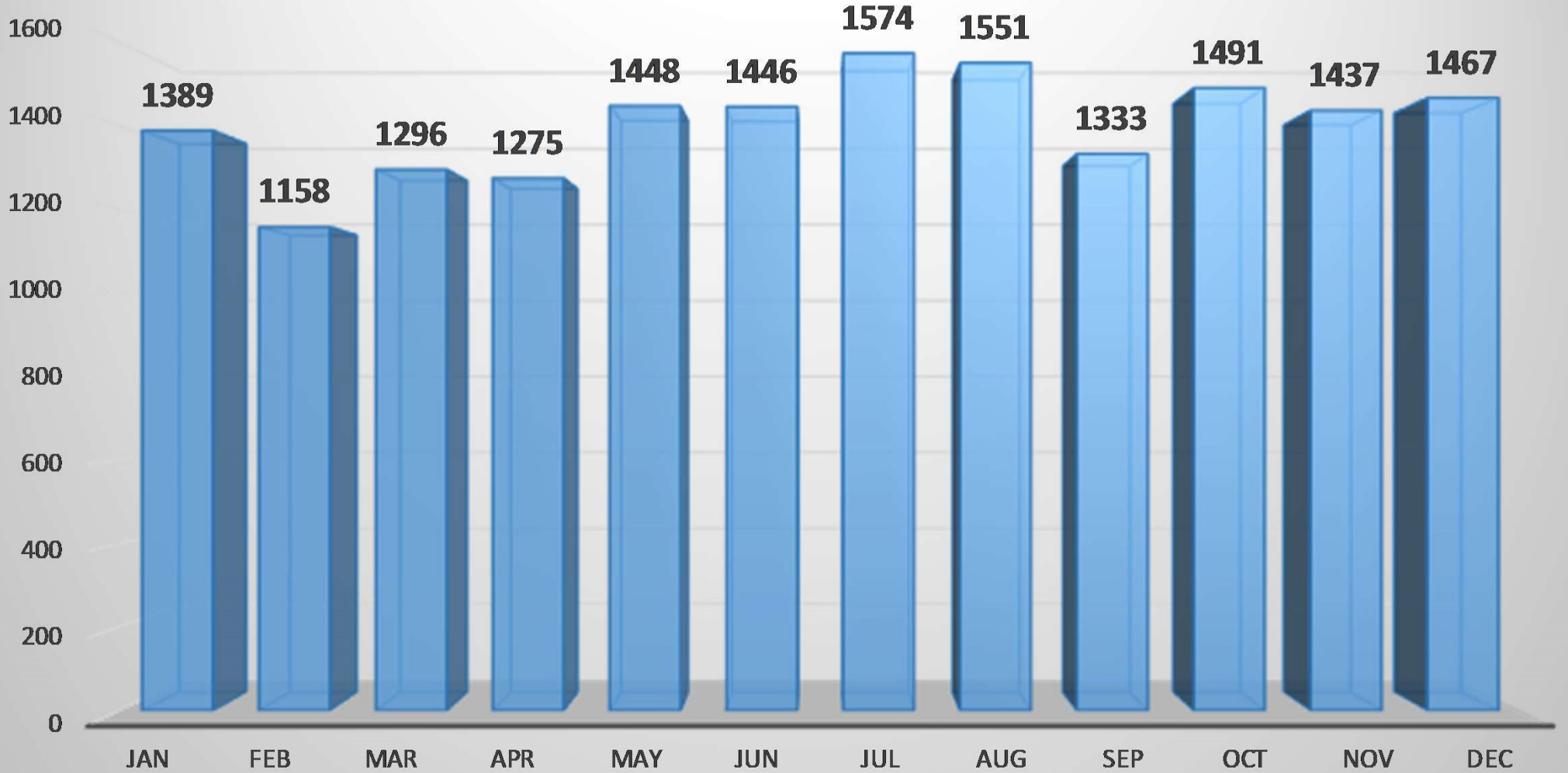


2016

| PART I INCIDENT | Jan | Feb | Mar | Apr | May | Jun | Jul | Aug | Sep | Oct | Nov | Dec | TOTAL |
|-----------------------|-------------|-------------|-------------|-------------|-------------|-------------|-------------|-------------|-------------|-------------|-------------|-------------|--------------|
| Homicide | 5 | 2 | 0 | 3 | 2 | 4 | 2 | 3 | 7 | 2 | 8 | 4 | 42 |
| Rape | 14 | 11 | 15 | 9 | 12 | 9 | 15 | 11 | 12 | 19 | 7 | 9 | 143 |
| Robbery | 64 | 39 | 46 | 36 | 72 | 51 | 64 | 49 | 42 | 73 | 75 | 48 | 659 |
| Aggravated Assault | 219 | 146 | 179 | 151 | 159 | 184 | 205 | 187 | 158 | 195 | 211 | 230 | 2224 |
| Violent Crime | 302 | 198 | 240 | 199 | 245 | 248 | 286 | 250 | 219 | 289 | 301 | 291 | 3068 |
| | | | | | | | | | | | | | |
| Burglary/B & E | 166 | 134 | 152 | 136 | 196 | 192 | 191 | 220 | 191 | 182 | 224 | 241 | 2225 |
| Larceny | 810 | 748 | 818 | 846 | 929 | 895 | 999 | 966 | 833 | 910 | 823 | 838 | 10415 |
| Stolen Vehicle | 111 | 78 | 86 | 94 | 78 | 111 | 98 | 115 | 90 | 110 | 89 | 97 | 1157 |
| Arson | 3 | 5 | 2 | 4 | 5 | 8 | 3 | 1 | 3 | 2 | 5 | 8 | 49 |
| Property Crime | 1087 | 960 | 1056 | 1076 | 1203 | 1198 | 1288 | 1301 | 1114 | 1202 | 1136 | 1176 | 13797 |
| TOTAL | 1389 | 1158 | 1296 | 1275 | 1448 | 1446 | 1574 | 1551 | 1333 | 1491 | 1437 | 1467 | 16865 |

These figures represent the data extracted from the LRPD's Records Management System and can fluctuate from month-to-month as incidents are investigated further and possibly reclassified.

Part I Offenses - 2016

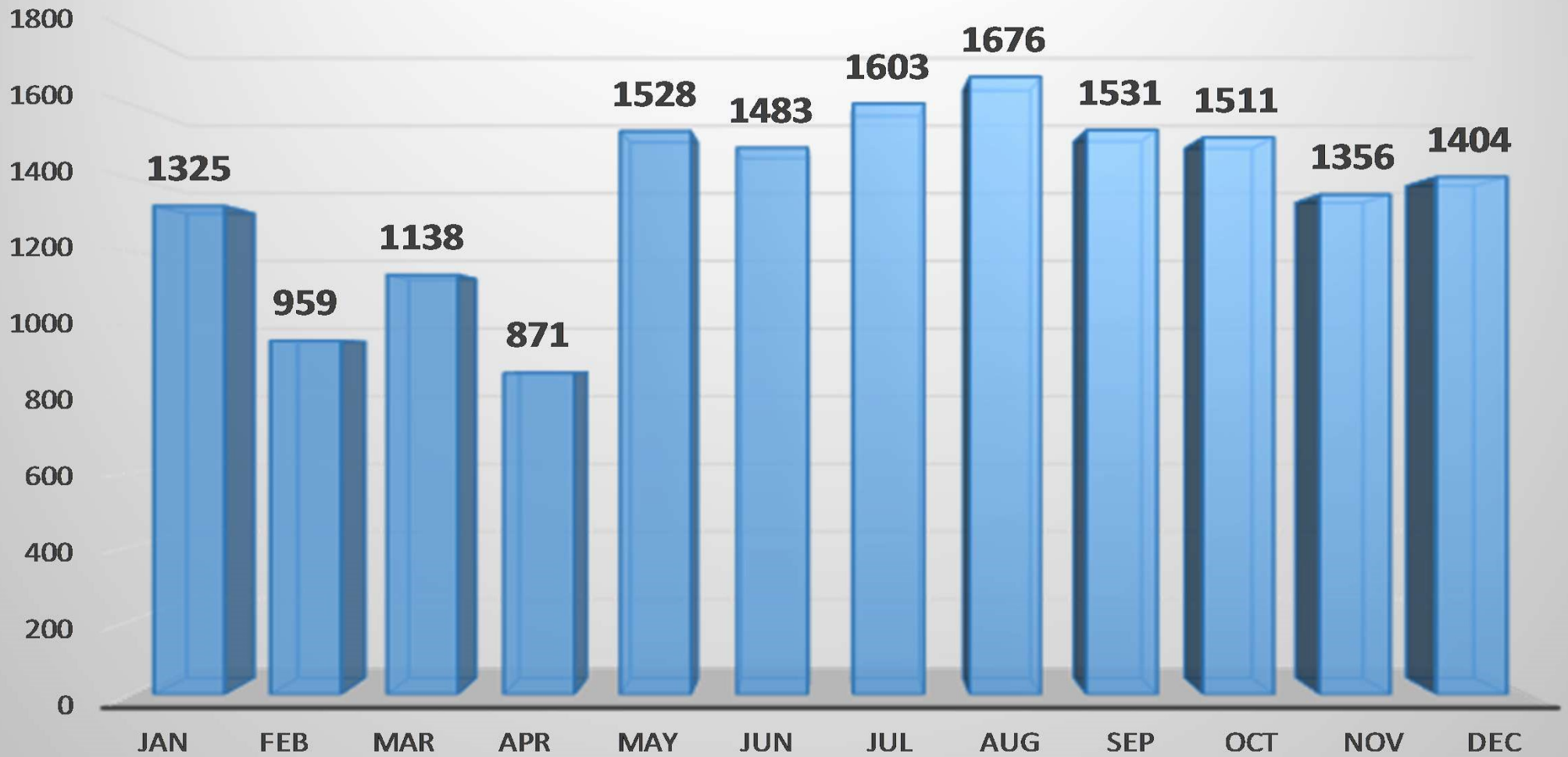


2015

| PART I INCIDENT | Jan | Feb | Mar | Apr | May | Jun | Jul | Aug | Sep | Oct | Nov | Dec | TOTAL |
|-----------------------|-------------|------------|-------------|------------|-------------|-------------|-------------|-------------|-------------|-------------|-------------|-------------|--------------|
| Homicide | 2 | 3 | 0 | 5 | 1 | 2 | 4 | 2 | 4 | 0 | 4 | 3 | 30 |
| Rape | 11 | 7 | 10 | 10 | 21 | 11 | 13 | 20 | 15 | 20 | 9 | 13 | 160 |
| Robbery | 83 | 43 | 45 | 26 | 65 | 50 | 63 | 65 | 68 | 64 | 55 | 52 | 679 |
| Aggravated Assault | 108 | 86 | 119 | 106 | 202 | 160 | 193 | 234 | 256 | 190 | 160 | 191 | 2005 |
| Violent Crime | 204 | 139 | 174 | 147 | 289 | 223 | 273 | 321 | 343 | 274 | 228 | 259 | 2874 |
| | | | | | | | | | | | | | |
| Burglary/B & E | 261 | 156 | 176 | 116 | 185 | 175 | 188 | 215 | 199 | 226 | 198 | 189 | 2284 |
| Larceny | 798 | 604 | 718 | 541 | 1008 | 1025 | 1078 | 1059 | 901 | 921 | 850 | 878 | 10381 |
| Stolen Vehicle | 62 | 60 | 70 | 67 | 46 | 60 | 64 | 81 | 88 | 90 | 80 | 78 | 846 |
| Arson | 8 | 7 | 9 | 5 | 10 | 9 | 10 | 8 | 10 | 8 | 4 | 4 | 92 |
| Property Crime | 1121 | 820 | 964 | 724 | 1239 | 1260 | 1330 | 1355 | 1188 | 1237 | 1128 | 1145 | 13511 |
| TOTAL | 1325 | 959 | 1138 | 871 | 1528 | 1483 | 1603 | 1676 | 1531 | 1511 | 1356 | 1404 | 16385 |

These figures represent the data extracted from the LRPD's Records Management System and can fluctuate from month-to-month as incidents are investigated further and possibly reclassified.

Part I Offenses - 2015

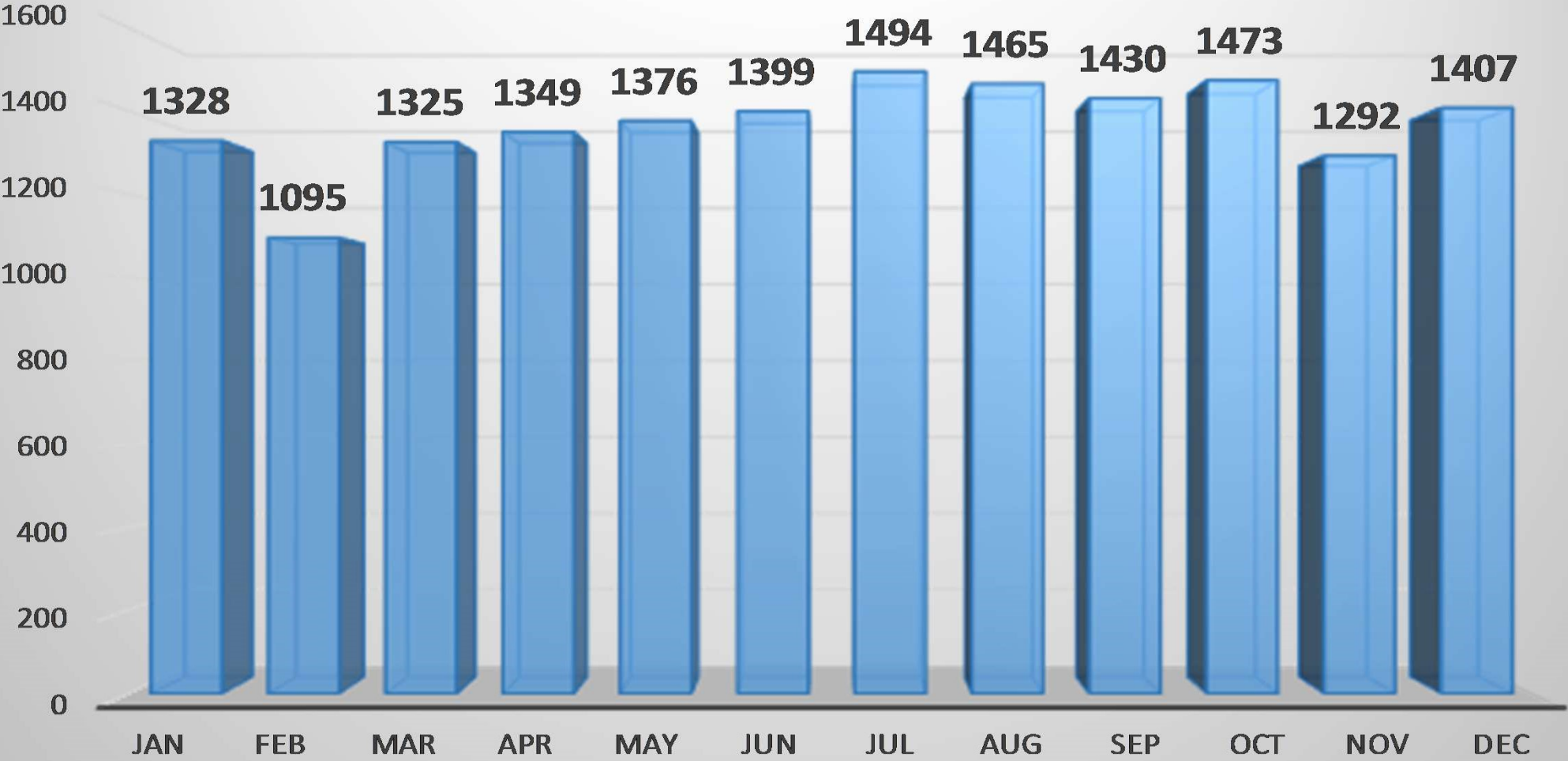


2014

| PART I INCIDENT | Jan | Feb | Mar | Apr | May | Jun | Jul | Aug | Sep | Oct | Nov | Dec | TOTAL |
|-----------------------|-------------|-------------|-------------|-------------|-------------|-------------|-------------|-------------|-------------|-------------|-------------|-------------|--------------|
| Homicide | 6 | 4 | 1 | 11 | 3 | 3 | 2 | 3 | 0 | 5 | 2 | 4 | 44 |
| Rape | 8 | 9 | 9 | 11 | 13 | 15 | 12 | 15 | 16 | 12 | 7 | 6 | 133 |
| Robbery | 66 | 68 | 62 | 61 | 59 | 48 | 62 | 63 | 60 | 70 | 47 | 75 | 741 |
| Aggravated Assault | 137 | 108 | 201 | 126 | 154 | 216 | 194 | 172 | 149 | 187 | 144 | 146 | 1934 |
| Violent Crime | 217 | 189 | 273 | 209 | 229 | 282 | 270 | 253 | 225 | 274 | 200 | 231 | 2852 |
| Property Crime | | | | | | | | | | | | | |
| Burglary/B & E | 205 | 159 | 223 | 184 | 208 | 166 | 196 | 199 | 223 | 253 | 224 | 230 | 2470 |
| Larceny | 843 | 698 | 769 | 872 | 858 | 871 | 969 | 938 | 906 | 859 | 774 | 867 | 10224 |
| Stolen Vehicle | 63 | 49 | 60 | 84 | 81 | 80 | 59 | 75 | 76 | 87 | 94 | 79 | 887 |
| Arson | 4 | 4 | 4 | 3 | 6 | 2 | 7 | 8 | 8 | 8 | 5 | 2 | 61 |
| Property Crime | 1111 | 906 | 1052 | 1140 | 1147 | 1117 | 1224 | 1212 | 1205 | 1199 | 1092 | 1176 | 13581 |
| TOTAL | 1328 | 1095 | 1325 | 1349 | 1376 | 1399 | 1494 | 1465 | 1430 | 1473 | 1292 | 1407 | 16433 |

These figures represent the data extracted from the LRPD's Records Management System and can fluctuate from month-to-month as incidents are investigated further and possibly reclassified.

Part I Offenses - 2014

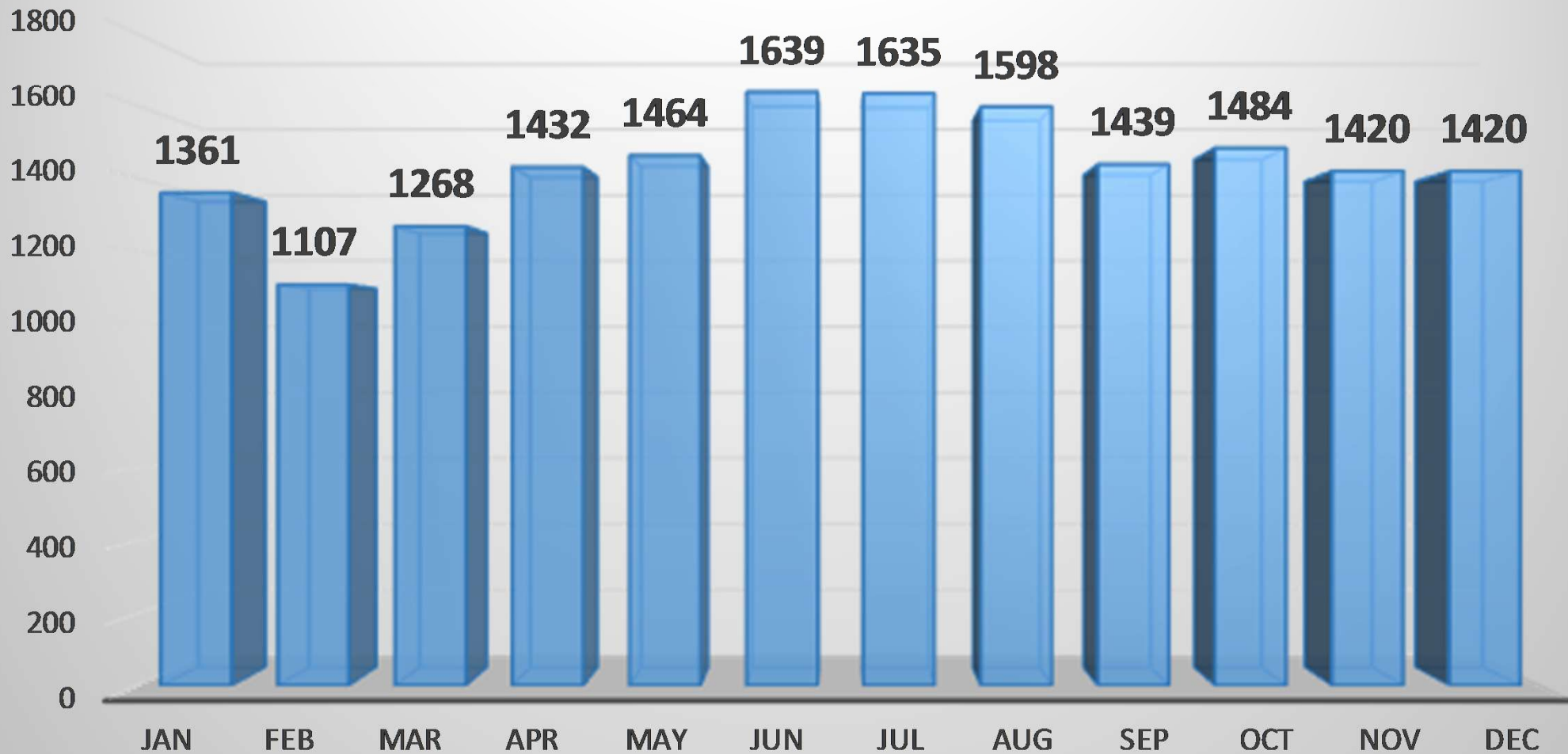


2013

| PART I INCIDENT | Jan | Feb | Mar | Apr | May | Jun | Jul | Aug | Sep | Oct | Nov | Dec | TOTAL |
|-----------------------|-------------|-------------|-------------|-------------|-------------|-------------|-------------|-------------|-------------|-------------|-------------|-------------|--------------|
| Homicide | 3 | 1 | 0 | 3 | 6 | 6 | 1 | 1 | 2 | 3 | 3 | 3 | 32 |
| Rape | 5 | 7 | 4 | 10 | 11 | 9 | 9 | 14 | 9 | 8 | 9 | 9 | 104 |
| Robbery | 93 | 59 | 54 | 71 | 79 | 85 | 94 | 98 | 102 | 82 | 112 | 84 | 1013 |
| Aggravated Assault | 166 | 86 | 140 | 151 | 152 | 171 | 198 | 161 | 171 | 184 | 134 | 155 | 1869 |
| Violent Crime | 267 | 153 | 198 | 235 | 248 | 271 | 302 | 274 | 284 | 277 | 258 | 251 | 3018 |
| Property Crime | | | | | | | | | | | | | |
| Burglary/B & E | 254 | 205 | 228 | 258 | 221 | 248 | 289 | 271 | 219 | 209 | 222 | 280 | 2904 |
| Larceny | 747 | 680 | 736 | 837 | 905 | 988 | 954 | 940 | 871 | 930 | 872 | 818 | 10278 |
| Stolen Vehicle | 93 | 69 | 106 | 102 | 90 | 132 | 90 | 113 | 65 | 68 | 68 | 71 | 1067 |
| Property Crime | 1094 | 954 | 1070 | 1197 | 1216 | 1368 | 1333 | 1324 | 1155 | 1207 | 1162 | 1169 | 14249 |
| TOTAL | 1361 | 1107 | 1268 | 1432 | 1464 | 1639 | 1635 | 1598 | 1439 | 1484 | 1420 | 1420 | 17267 |

These figures represent the data extracted from the LRPD's Records Management System and can fluctuate from month-to-month as incidents are investigated further and possibly reclassified.

Part I Offenses - 2013



2012

| PART I INCIDENT | Jan | Feb | Mar | Apr | May | Jun | Jul | Aug | Sep | Oct | Nov | Dec | TOTAL |
|-----------------------|-------------|------------|-------------|-------------|-------------|-------------|-------------|-------------|-------------|-------------|-------------|-------------|--------------|
| Homicide | 6 | 1 | 2 | 4 | 5 | 1 | 10 | 5 | 3 | 4 | 3 | 0 | 44 |
| Rape | 7 | 9 | 10 | 10 | 14 | 16 | 9 | 5 | 14 | 9 | 11 | 11 | 125 |
| Robbery | 63 | 31 | 59 | 68 | 66 | 72 | 86 | 76 | 75 | 92 | 84 | 88 | 860 |
| Aggravated Assault | 135 | 85 | 155 | 154 | 209 | 156 | 159 | 169 | 160 | 151 | 110 | 131 | 1774 |
| Violent Crime | 211 | 126 | 226 | 236 | 294 | 245 | 264 | 255 | 252 | 256 | 208 | 230 | 2803 |
| | | | | | | | | | | | | | |
| Burglary/B & E | 261 | 204 | 237 | 386 | 280 | 233 | 277 | 252 | 236 | 310 | 362 | 320 | 3358 |
| Larceny | 750 | 540 | 820 | 861 | 930 | 856 | 919 | 953 | 839 | 911 | 856 | 796 | 10031 |
| Stolen Vehicle | 84 | 57 | 80 | 77 | 98 | 95 | 118 | 113 | 104 | 83 | 73 | 75 | 1057 |
| Property Crime | 1095 | 801 | 1137 | 1324 | 1308 | 1184 | 1314 | 1318 | 1179 | 1304 | 1291 | 1191 | 14446 |
| TOTAL | 1306 | 927 | 1363 | 1560 | 1602 | 1429 | 1578 | 1573 | 1431 | 1560 | 1499 | 1421 | 17249 |

These figures represent the data extracted from the LRPD's Records Management System and can fluctuate from month-to-month as incidents are investigated further and possibly reclassified.

Part I Offenses - 2012

