

Part I Offenses by Month

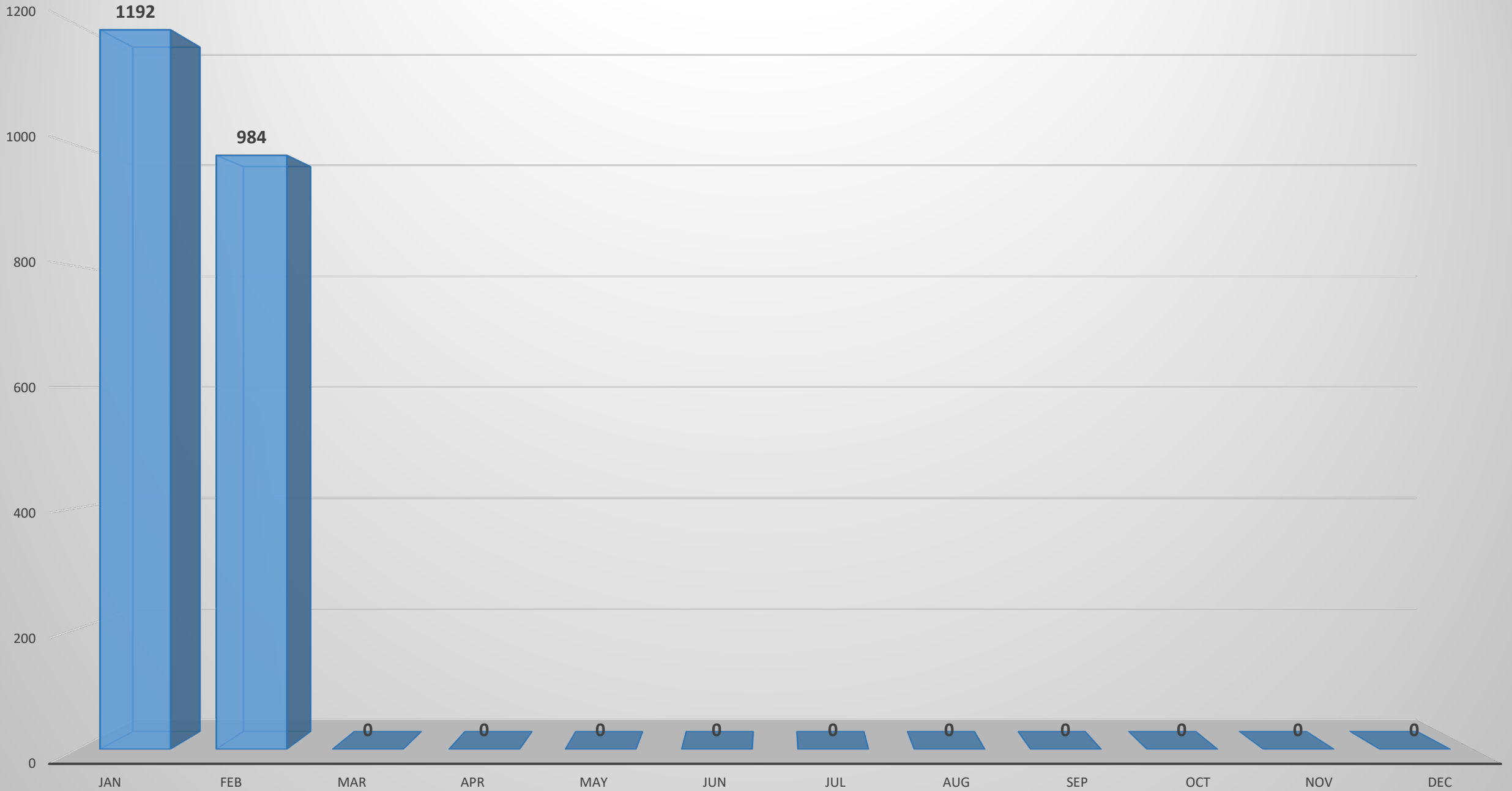
2014 – YTD 2020

2020

PART I INCIDENT	Jan	Feb	Mar	Apr	May	Jun	Jul	Aug	Sep	Oct	Nov	Dec	TOTAL
All Homicide Offenses	5	0											5
Forcible Rape	10	8											18
Robbery	24	26											50
Aggravated Assault	205	159											364
Violent Crime	244	193	0	0	0	0	0	0	0	0	0	0	437
Burglary/B & E	159	99											258
Larceny	717	646											1363
Stolen Vehicle	71	57											128
Property Crime	947	802	0	0	0	0	0	0	0	0	0	0	1749
TOTAL	1191	995	0	0	0	0	0	0	0	0	0	0	2186

These figures represent the data extracted from the LRPD's Records Management System and can fluctuate from month-to-month as incidents are investigated further and possibly reclassified.

2020 Part I Offenses by Month

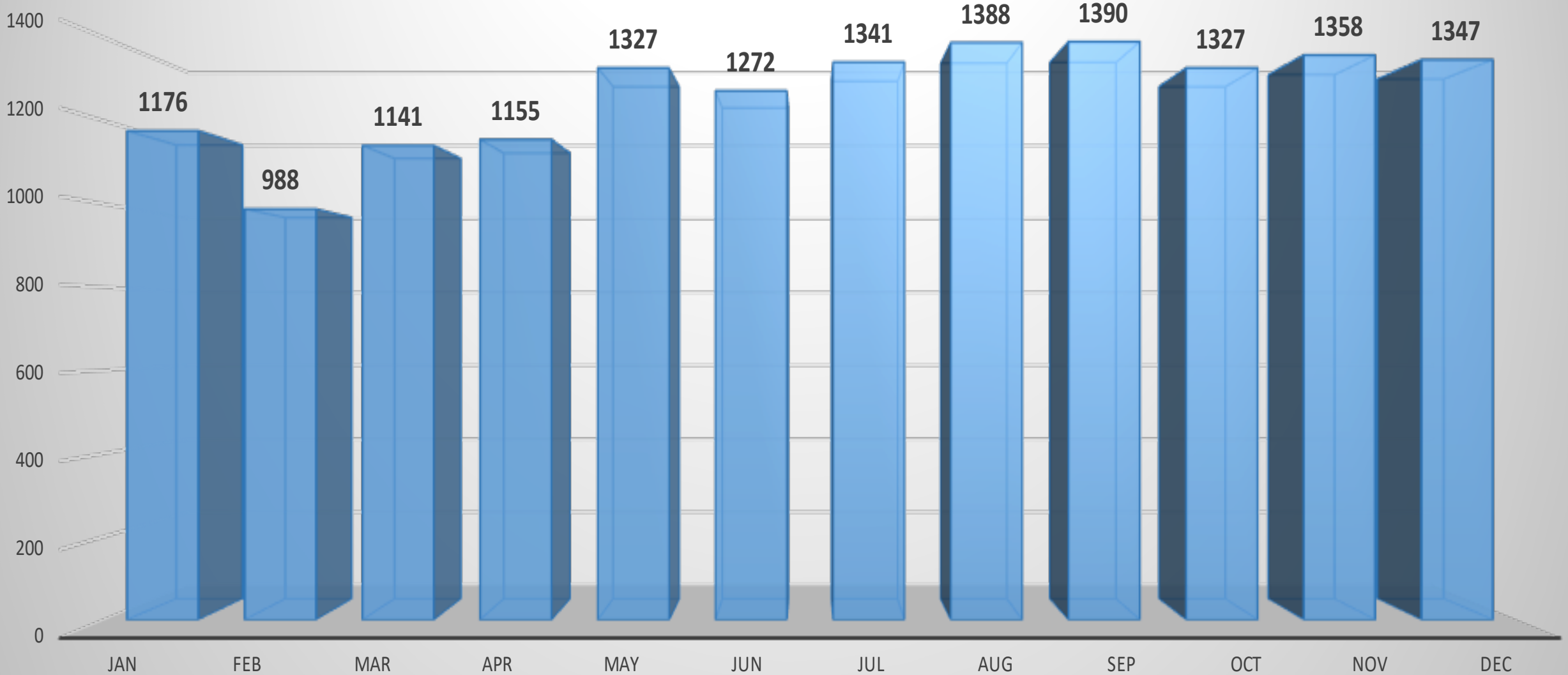


2019

PART I INCIDENT	Jan	Feb	Mar	Apr	May	Jun	Jul	Aug	Sep	Oct	Nov	Dec	TOTAL
All Homicide Offenses	8	3	2	3	2	4	4	6	7	0	4	1	44
Forcible Rape	17	14	21	17	14	18	12	8	22	22	9	16	190
Robbery	28	37	26	20	32	33	31	34	34	39	45	36	395
Aggravated Assault	195	135	175	243	229	210	253	208	211	139	219	161	2378
Violent Crime	248	189	224	283	277	265	300	256	274	200	277	214	3007
Burglary/B & E	121	106	117	135	170	164	155	173	181	144	156	150	1772
Larceny	717	626	715	668	793	756	808	874	822	899	827	888	9393
Stolen Vehicle	90	67	85	69	87	87	78	85	113	84	98	95	1038
Property Crime	928	799	917	872	1050	1007	1041	1132	1116	1127	1081	1133	12203
TOTAL	1176	988	1141	1155	1327	1272	1341	1388	1390	1327	1358	1347	15210

These figures represent the data extracted from the LRPD's Records Management System and can fluctuate from month-to-month as incidents are investigated further and possibly reclassified.

2019 Part I Offenses by Month



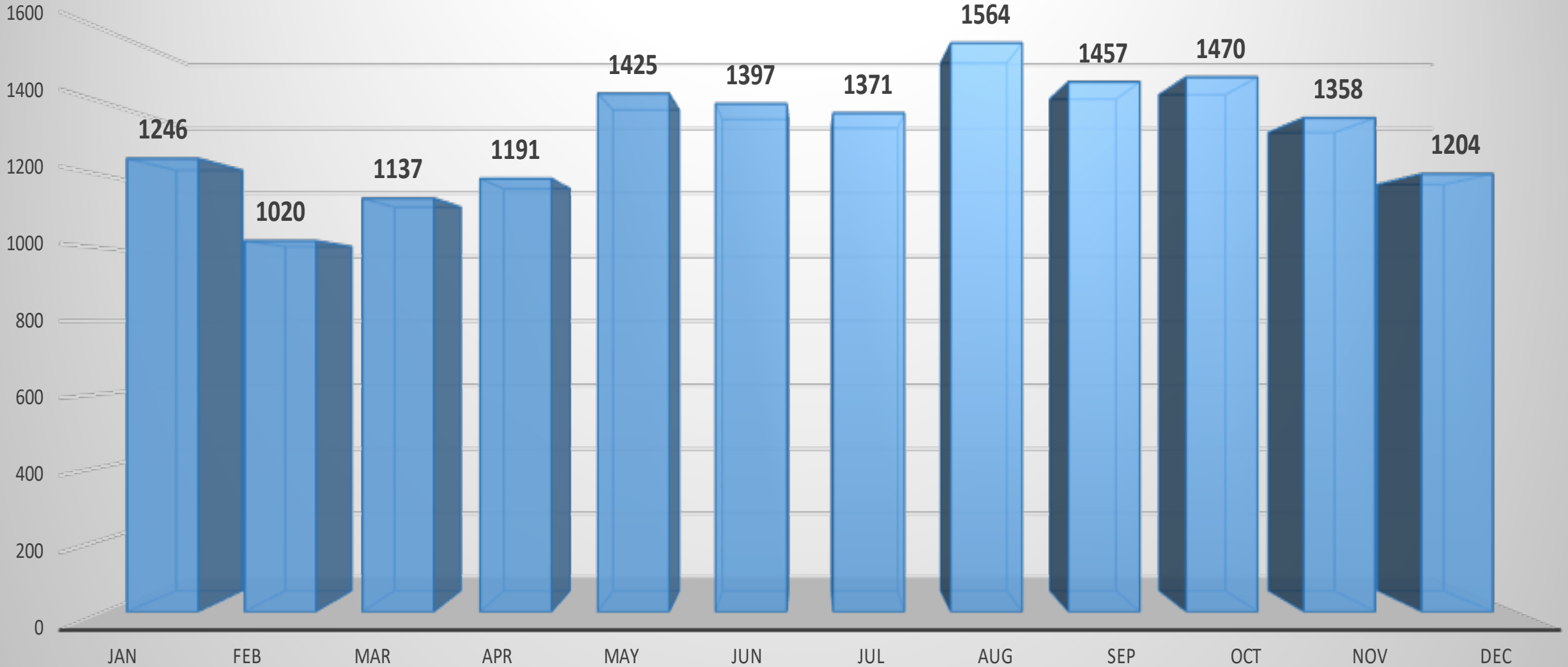
2018

PART I INCIDENT	Jan	Feb	Mar	Apr	May	Jun	Jul	Aug	Sep	Oct	Nov	Dec	TOTAL
All Homicide Offenses	3	2	7	3	4	2	2	2	3	1	10	3	42
Forcible Rape	15	14	18	22	12	27	13	14	14	17	12	13	191
Robbery	31	19	24	16	30	26	27	40	46	30	39	37	365
Aggravated Assault	189	112	176	184	200	168	211	226	231	203	184	164	2248
Violent Crime	238	147	225	225	246	223	253	282	294	251	245	217	2846
Burglary/B & E	169	153	132	146	172	172	198	172	190	171	168	115	1958
Larceny	762	642	720	740	905	889	845	999	874	940	845	774	9935
Stolen Vehicle	77	78	60	80	102	113	75	111	99	108	100	98	1101
Property Crime	1008	873	912	966	1179	1174	1118	1282	1163	1219	1113	987	12994
TOTAL	1246	1020	1137	1191	1425	1397	1371	1564	1457	1470	1358	1204	15840

These figures represent the data extracted from the LRPD's Records Management System and can fluctuate from month-to-month as incidents are investigated further and possibly reclassified.

Year-to-Date 2018

2018 Part I Offenses by Month



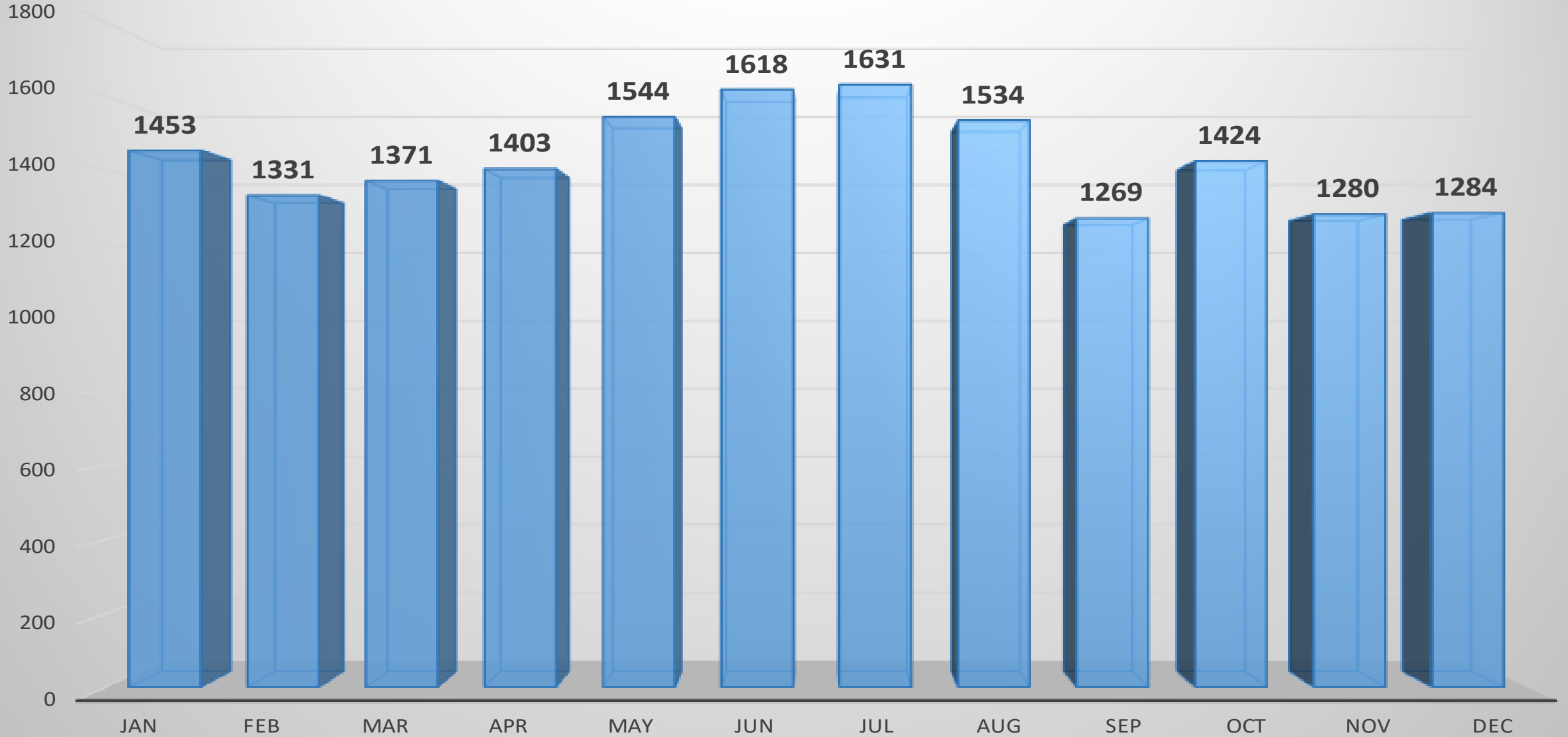
2017

PART I INCIDENT	Jan	Feb	Mar	Apr	May	Jun	Jul	Aug	Sep	Oct	Nov	Dec	TOTAL
All Homicide Offenses	3	3	7	3	7	0	10	8	0	4	2	5	52
Forcible Rape	14	10	15	16	12	21	13	16	8	9	17	15	166
Robbery	55	35	29	45	45	46	36	52	27	32	44	53	499
Aggravated Assault	231	179	235	267	217	267	227	200	183	197	190	166	2559
Violent Crime	303	227	286	331	281	334	286	276	218	242	253	239	3276
Burglary/B & E	173	219	170	200	222	222	211	195	156	198	169	178	2313
Larceny	858	794	822	775	950	960	1023	973	813	902	773	805	10448
Stolen Vehicle	119	91	93	97	91	102	111	90	82	82	85	62	1105
Property Crime	1150	1104	1085	1072	1263	1284	1345	1258	1051	1182	1027	1045	13866
TOTAL	1453	1331	1371	1403	1544	1618	1631	1534	1269	1424	1280	1284	17142

These figures represent the data extracted from the LRPD's Records Management System and can fluctuate from month-to-month as incidents are investigated further and possibly reclassified.

2017

2017 Part I Offenses by Month



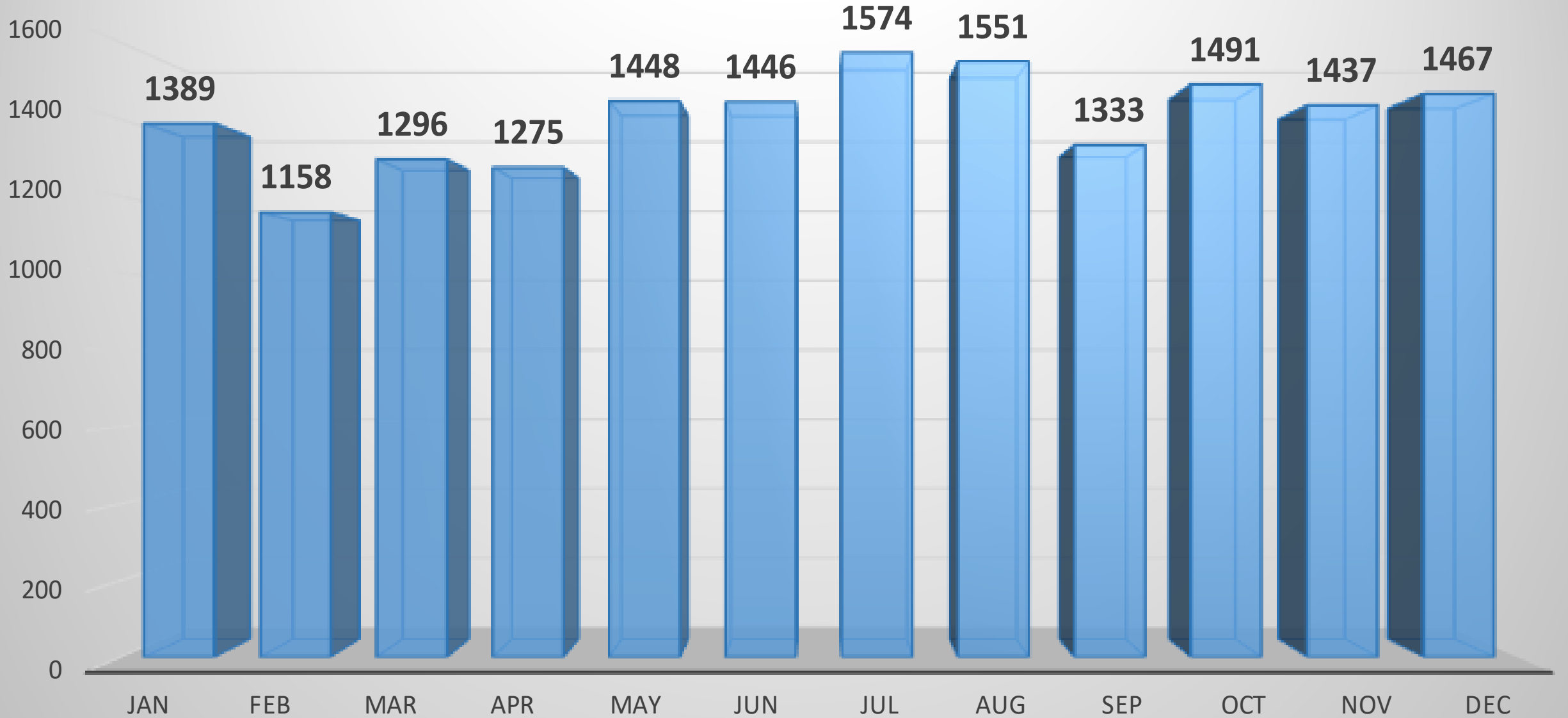
2016

PART I INCIDENT	Jan	Feb	Mar	Apr	May	Jun	Jul	Aug	Sep	Oct	Nov	Dec	TOTAL
All Homicide Offenses	5	2	0	3	2	4	2	3	7	2	8	4	42
Forcible Rape	14	11	15	9	12	9	15	11	12	19	7	9	143
Robbery	64	39	46	36	72	51	64	49	42	73	75	48	659
Aggravated Assault	219	146	179	151	159	184	205	187	158	195	211	230	2224
Violent Crime	302	198	240	199	245	248	286	250	219	289	301	291	3068
Burglary/B & E	166	134	152	136	196	192	191	220	191	182	224	241	2225
Larceny	810	748	818	846	929	895	999	966	833	910	823	838	10415
Stolen Vehicle	111	78	86	94	78	111	98	115	90	110	89	97	1157
Property Crime	1087	960	1056	1076	1203	1198	1288	1301	1114	1202	1136	1176	13797
TOTAL	1389	1158	1296	1275	1448	1446	1574	1551	1333	1491	1437	1467	16865

These figures represent the data extracted from the LRPD's Records Management System and can fluctuate from month-to-month as incidents are investigated further and possibly reclassified.

2016

Part I Offenses - 2016

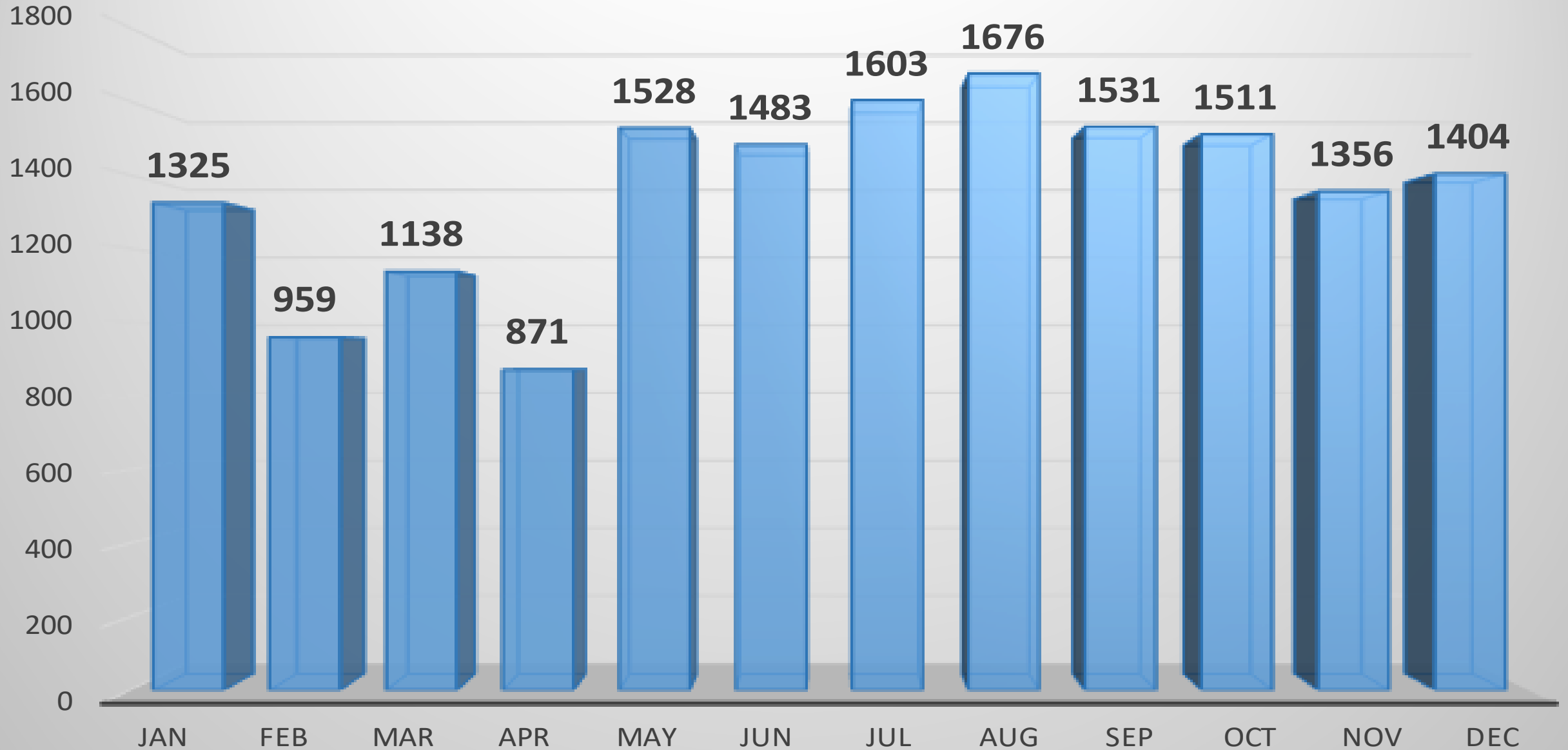


2015

PART I INCIDENT	Jan	Feb	Mar	Apr	May	Jun	Jul	Aug	Sep	Oct	Nov	Dec	TOTAL
All Homicide Offenses	2	3	0	5	1	2	4	2	4	0	4	3	30
Forcible Rape	11	7	10	10	21	11	13	20	15	20	9	13	160
Robbery	83	43	45	26	65	50	63	65	68	64	55	52	679
Aggravated Assault	108	86	119	106	202	160	193	234	256	190	160	191	2005
Violent Crime	204	139	174	147	289	223	273	321	343	274	228	259	2874
Burglary/B & E	261	156	176	116	185	175	188	215	199	226	198	189	2284
Larceny	798	604	718	541	1008	1025	1078	1059	901	921	850	878	10381
Stolen Vehicle	62	60	70	67	46	60	64	81	88	90	80	78	846
Property Crime	1121	820	964	724	1239	1260	1330	1355	1188	1237	1128	1145	13511
TOTAL	1325	959	1138	871	1528	1483	1603	1676	1531	1511	1356	1404	16385

These figures represent the data extracted from the LRPD's Records Management System and can fluctuate from month-to-month as incidents are investigated further and possibly reclassified.

Part I Offenses - 2015



2014

PART I INCIDENT	Jan	Feb	Mar	Apr	May	Jun	Jul	Aug	Sep	Oct	Nov	Dec	TOTAL
All Homicide Offenses	6	4	1	11	3	3	2	3	0	5	2	4	44
Forcible Rape	8	9	9	11	13	15	12	15	16	12	7	6	133
Robbery	66	68	62	61	59	48	62	63	60	70	47	75	741
Aggravated Assault	137	108	201	126	154	216	194	172	149	187	144	146	1934
Violent Crime	217	189	273	209	229	282	270	253	225	274	200	231	2852
Burglary/B & E	205	159	223	184	208	166	196	199	223	253	224	230	2470
Larceny	843	698	769	872	858	871	969	938	906	859	774	867	10224
Stolen Vehicle	63	49	60	84	81	80	59	75	76	87	94	79	887
Property Crime	1111	906	1052	1140	1147	1117	1224	1212	1205	1199	1092	1176	13581
TOTAL	1328	1095	1325	1349	1376	1399	1494	1465	1430	1473	1292	1407	16433

These figures represent the data extracted from the LRPD's Records Management System and can fluctuate from month-to-month as incidents are investigated further and possibly reclassified.

Part I Offenses - 2014

